

D & Z doo

projektiranje
graditeljstvo
vanjska trgovina
Jerolima Vidulića 7
23000 Zadar
OIB 13899490518
e-mail: info@d-and-z.hr
tel 023 220 860



investitor : **GRAD ZADAR**
Narodni trg 1, 23000 Zadar
OIB: 09933651854

naziv građevine : **REKONSTRUKCIJA ULICE DR. FRANJE
TUĐMANA U ZADRU – 3. DIONICA
(od stac. 0+781,18 do stac. 1+244,65)**

lokacija građevine : **Zadar, Zadarska županija k.č. 9355/22, 3703/38, 3857/7,
3705/4, 4763/2, 4761/7, 9355/23, 4737/6, 4790/35, 4790/36,
4790/37, 4764/10, 10802/2, 4764/9, 10829/2 u k.o. Zadar**

zajednička oznaka
mape (ZOP) : **I.O. 11704-3**

oznaka mape (TD) : **2013**

redni broj mape : **5/8**

razina razrade : **IZVEDBENI PROJEKT – IZMJENA I DOPUNA**

strukovna odrednica
projekta : **GRAĐEVINSKI – PROJEKT KONSTRUKCIJE**

naziv projektiranog
dijela građevine : **PROJEKT POTPORNIH KONSTRUKCIJA**

glavni projektant : **Zdravko Rambrot, dipl.ing.građ. (broj ovlaštenja G2467)**

projektant : **Ante Uglešić, dipl.ing.građ. (broj ovlaštenja G5856)**

odgovorna osoba u
projektantskom uredu : **Davor Uglešić, dipl.ing.građ.**

mjesto i datum
izrade projekta : **Zadar, lipanj 2020.**

1.2. **POPIS PROJEKTANATA I SURADNIKA**

glavni projektant : **Zdravko Rambrot**, dipl.ing.građ. (broj ovlaštenja **G2467**)

projektant : **Ante Uglešić**, dipl.ing.građ. (broj ovlaštenja **G5856**)

projektant suradnik : **Ozren Sorić**, dipl.ing.građ. (broj ovlaštenja **G3456**)

projektant suradnik : **Nikolina Uglešić**, mag.ing.aedif.

suradnik : **Ivan Matacin**, ing.građ.

odgovorna osoba u
projektantskom uredu : **Davor Uglešić**, dipl.ing.građ.

1.3.

SADRŽAJ

1.1.	Naslovnica	str. 1
1.2.	Popis projektanata i suradnika	str. 2
1.3.	Sadržaj	str. 3 - 4
2.	Situacija	nacrt 1
3.	Građevinsko arhitektonski izvedbeni nacrti	str. 1
	Potporni zid br. 01 (0+896.26)	nacrt 1
	Potporni zid br. 02 (0+901.69)	nacrt 2
	Potporni zid br. 03 (0+909.74)	nacrt 3
	Potporni zidovi br. 04 i br. 17 (0+918.17)	nacrt 4
	Potporni zidovi br. 05 i br. 18 (0+925.56)	nacrt 5
	Potporni zidovi br. 06 i br. 19 (0+932.17)	nacrt 6
	Potporni zidovi br. 07 i br. 20 (0+937.56)	nacrt 7
	Potporni zidovi br. 08 i br. 21 (0+944.77)	nacrt 8
	Potporni zid br. 09 (0+950.58)	nacrt 9
	Potporni zid br. 10 (0+955.84)	nacrt 10
	Potporni zid br. 11 (0+959.20)	nacrt 11
	Potporni zid br. 12 (0+962.82)	nacrt 12
	Potporni zid br. 13 (0+968.64)	nacrt 13
	Potporni zid br. 14 (0+973.26)	nacrt 14
	Potporni zid br. 15 (0+977.52)	nacrt 15
	Potporni zid br. 16 (0+982.77)	nacrt 16
	Potporni zid br. 16 (0+985.32)	nacrt 17
	Potporni zid br. 22 (1+23.01)	nacrt 18
	Potporni zid br. 23 (1+29.56)	nacrt 19
	Potporni zid br. 24 (1+48.19)	nacrt 20
	Potporni zid br. 25 (1+51.06)	nacrt 21
	Potporni zid br. 26.1 (1+54.16)	nacrt 22
	Potporni zid br. 26.2	nacrt 23
	Potporni zid br. 27 (1+61.47)	nacrt 24
	Potporni zid br. 28 (1+65.20)	nacrt 25
	Potporni zid br. 29 (1+71.28)	nacrt 26
	Potporni zid br. 30 (1+77.36)	nacrt 27
	Potporni zid br. 31 (1+83.46)	nacrt 28
	Potporni zid br. 32 (1+89.55)	nacrt 29
	Potporni zid br. 33 (1+95.62)	nacrt 30
	Potporni zid br. 34 (1+101.70)	nacrt 31
	Potporni zid br. 35 (1+107.88)	nacrt 32
	Potporni zid br. 36 (1+113.92)	nacrt 33
	Potporni zid br. 37 (1+119.28)	nacrt 34
	Detalj ograde nogostupa	nacrt 35
	Detalj ograde rampe	nacrt 36

4.	Grafički prilozi	
	Armatura potpornog zida 1	nacrt 1
	Armatura potpornog zida 2	nacrt 2
	Armatura potpornog zida 3	nacrt 3
	Armatura potpornog zida 4	nacrt 4
	Armatura potpornog zida 5	nacrt 5
	Armatura potpornog zida 6	nacrt 6
	Armatura potpornog zida 7	nacrt 7
	Armatura potpornog zida 8	nacrt 8
	Armatura potpornog zida 9	nacrt 9
	Armatura potpornog zida 10	nacrt 10
	Armatura potpornog zida 11	nacrt 11
	Armatura potpornog zida 12	nacrt 12
	Armatura potpornog zida 13	nacrt 13
	Armatura potpornog zida 14	nacrt 14
	Armatura potpornog zida 15	nacrt 15
	Armatura potpornog zida 16	nacrt 16
	Armatura potpornog zida 17	nacrt 17
	Armatura potpornog zida 18	nacrt 18
	Armatura potpornog zida 19	nacrt 19
	Armatura potpornog zida 20	nacrt 20
	Armatura potpornog zida 21	nacrt 21
	Armatura potpornog zida 22	nacrt 22
	Armatura potpornog zida 23	nacrt 23
	Armatura potpornog zida 24	nacrt 24
	Armatura potpornog zida 25	nacrt 25
	Armatura potpornog zida 26	nacrt 26
	Armatura potpornog zida 27	nacrt 27
	Armatura potpornog zida 28	nacrt 28
	Armatura potpornog zida 29	nacrt 29
	Armatura potpornog zida 30	nacrt 30
	Armatura potpornog zida 31	nacrt 31
	Armatura potpornog zida 32	nacrt 32
	Armatura potpornog zida 33	nacrt 33
	Armatura potpornog zida 34	nacrt 34
	Armatura potpornog zida 35	nacrt 35
	Armatura potpornog zida 36	nacrt 36
	Armatura potpornog zida 37	nacrt 37
	Armatura potpornog zida 38	nacrt 38
5.	Specifikacija armature	str. 1

U Zadru, lipanj 2020.

sastavila
Nikolina Uglešić, mag.ing.aedif.

projektant
Ante Uglešić, dipl.ing.građ.

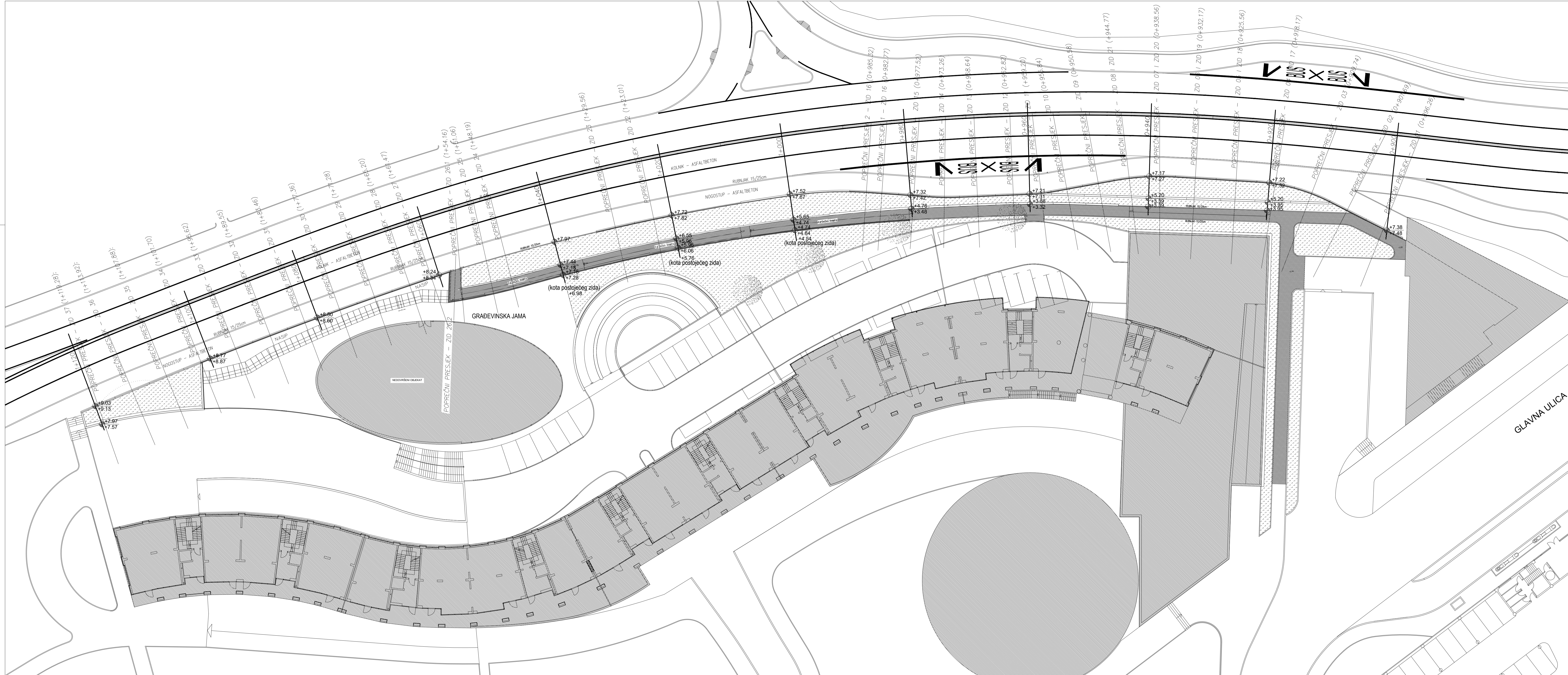
D & Z doo

projektiranje
graditeljstvo
vanjska trgovina
Jerolima Vidulića 7
23000 Zadar
OIB: 13899490518
e-mail: info@d-and-z.hr
tel 023 220 860

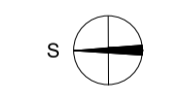


investitor	GRAD ZADAR Narodni trg 1, 23000 Zadar OIB: 09933651854
građevina	REKONSTRUKCIJA ULICE DR. FRANJE TUĐMANA U ZADRU – 3. DIONICA (od stac. 0+781,18 do stac. 1+244,65)
lokacija	Zadar, Zadarska županija k.č. 9355/22, 3703/38, 3857/7, 3705/4, 4763/2, 4761/7, 9355/23, 4737/6, 4790/35, 4790/36, 4790/37, 4764/10, 10802/2, 4764/9, 10829/2 u k.o. Zadar
projekt	GRAĐEVINSKI – PROJEKT NOSIVE KONSTRUKCIJE POTPORNIH ZIDOVA
nivo razrade	IZVEDBENI PROJEKT
tehnički dnevnik	2013
zajednička oznaka projekta	I.O. 11704-3

2. SITUACIJA



**REKONSTRUKCIJA ULICE DR. FRANJE TUĐMANA
 U ZADRU - 3. DIONICA**
 (od stac. 0+781,18 do stac. 1+244,65)
 SITUACIJA
 1:250



D&Z <small>D&Z d.o.o. PROJECTING - CONSULTING - ENGINEERING Jadrina Vojarska 7, Zadar, HR100322 08 60 E-mail: info@dandz.hr</small>		<small>INVESTITOR</small> GRAD ZADAR <small>Narodni trg 1, 23000 Zadar</small>
<small>PROJEKTANT</small> ANTE UGLEŠIĆ dipl.ing.grad.	<small>SASTAV CRTEŽA</small> SITUACIJA	<small>GRADJEVINA</small> REKONSTRUKCIJA ULICE DR. TUĐMANA U ZADRU - 3. DIONICA
<small>PROJEKTANT SURADNIK</small> NIKOLINA UGLEŠIĆ mag.ing.arch.	<small>FAZA</small> izvedbeni	<small>ZAJEDNIČKA OZNAKA</small> I.O. 11704-3
<small>SURADNIK</small> IVAN MATACIĆ ing.grad.	<small>MJERLO</small> 1:250	<small>TEHNIČKI DNEVNIK</small> 2013
	<small>DATUM</small> lipanj 2020.	<small>BROJ NACRTA</small> 01

D & Z doo

projektiranje
graditeljstvo
vanjska trgovina
Jerolima Vidulića 7
23000 Zadar
OIB: 13899490518
e-mail: info@d-and-z.hr
tel 023 220 860



investitor	GRAD ZADAR Narodni trg 1, 23000 Zadar OIB: 09933651854
građevina	REKONSTRUKCIJA ULICE DR. FRANJE TUĐMANA U ZADRU – 3. DIONICA (od stac. 0+781,18 do stac. 1+244,65)
lokacija	Zadar, Zadarska županija k.č. 9355/22, 3703/38, 3857/7, 3705/4, 4763/2, 4761/7, 9355/23, 4737/6, 4790/35, 4790/36, 4790/37, 4764/10, 10802/2, 4764/9, 10829/2 u k.o. Zadar
projekt	GRAĐEVINSKI – PROJEKT NOSIVE KONSTRUKCIJE POTPORNIH ZIDOVA
nivo razrade	IZVEDBENI PROJEKT
tehnički dnevnik	2013
zajednička oznaka projekta	I.O. 11704-3

3.

GRAĐEVINSKO ARHITEKTONSKI IZVEDBENI NACRTI

IZVAN OBUHVATA

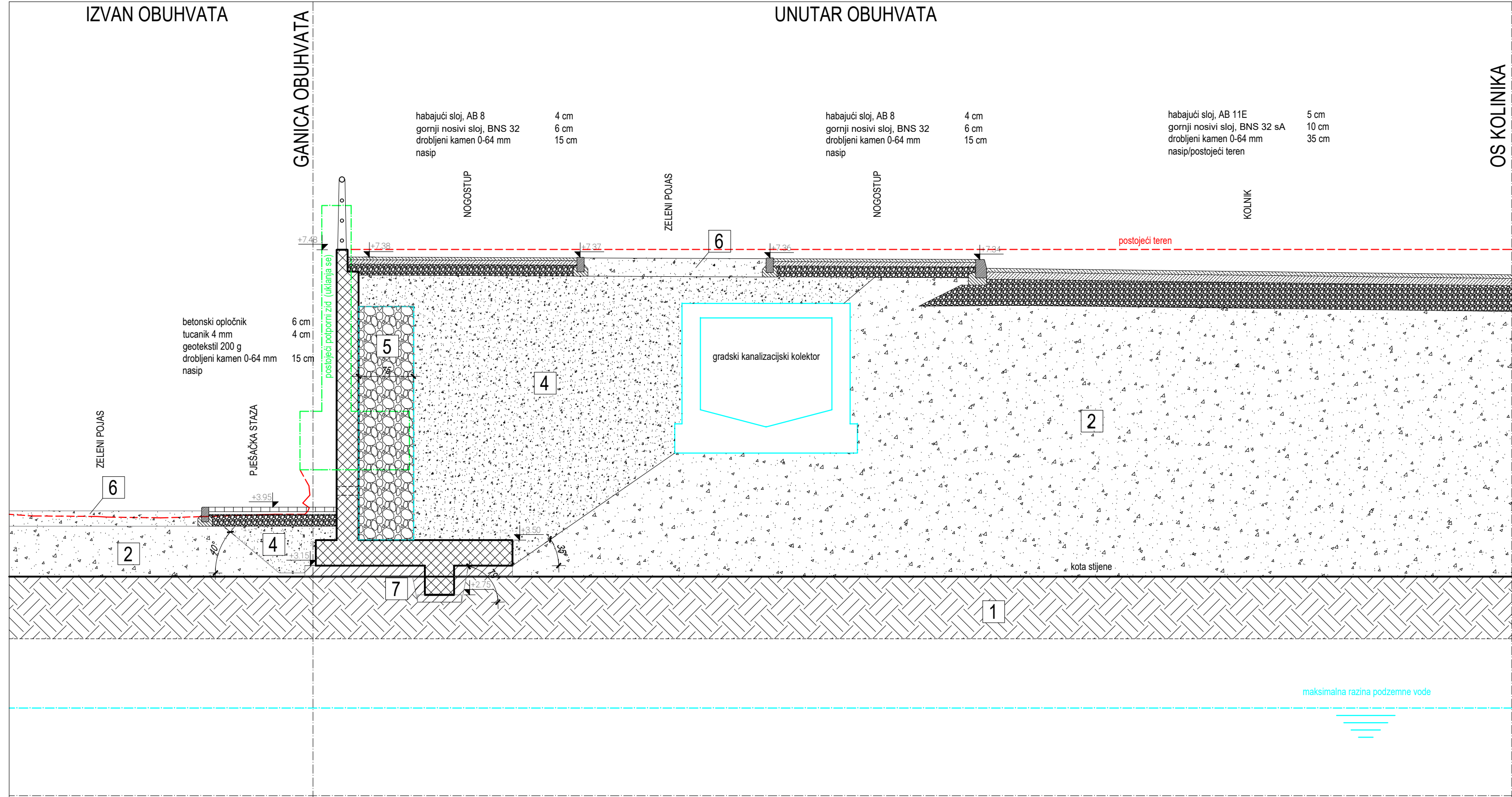
UNUTAR OBUHVATA

OS KOLNIKA

REKONSTRUKCIJA ULICE DR. FRANJE TUĐMANA U ZADRU - 3. DIONICA (od stac. 0+781,18 do stac. 1+244,65)

POTPORNI ZID br. 01(0+896.26)

1:50



NAPOMENA:

- Sve prikazane visinske kote date su u HDKS koordinatnom sustavu.
- Kod potpornih zidova koji se izvode na nasipu, zbijenost temeljnog tla ispod sloja podbetona mora biti veća od 100 MN/m².
- Kod potpornih zidova koji se izvode na stijeni sloj podbetona se izvodi na očišćenju plohi nosive stijene.

LEGENDA:

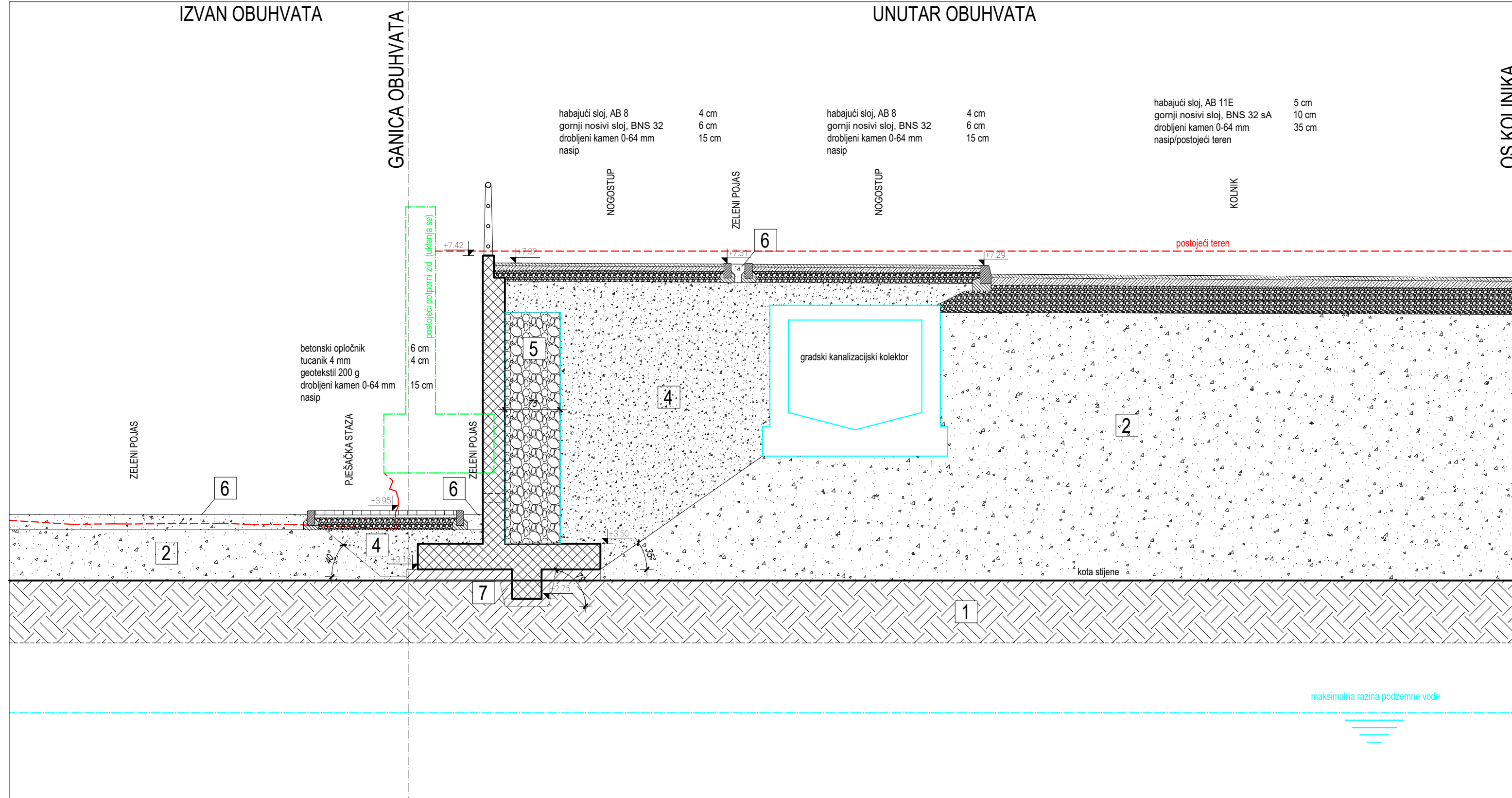
- MATERIJAL 1: slaba stijenska masa kora trošenja (izrazito okršeni vapnenci s pukotinama) ($\gamma_K=24.0$ kN/m³, CK=120 kPa, $\phi_K=10^\circ$, ED=365 MPa).
- MATERIJAL 2: Rastrošeni silit pod utjecajem podzemne vode (organsko tlo) i/ili glinovite naslage, kameno kršje s zemljom crvenicom ($\gamma_K=18.0$ kN/m³, CK=32 kPa, $\phi_K=10^\circ$, ED=159 MPa).
- MATERIJAL 3: Nasip ispod temeljne stope izveden od kamenitih materijala ($\gamma_K=23.0$ kN/m³, CK=0.0 kPa, $\phi_K=40^\circ$). Zbijenost ovog nasipa na vrhu mora biti veća od 100 MN/m². Nasip se izvodi u slojevima maksimalne debljine 50.0 cm i zbija se vibrovaljcima.
- MATERIJAL 4: Nasip ispred i iza potpornog zida izveden od kamenitih materijala ($\gamma_K=23.0$ kN/m³, CK=0.0 kPa, $\phi_K=40^\circ$). Zbijenost ovog nasipa na vrhu mora biti veća od 80 MN/m². Nasip se izvodi u slojevima maksimalne debljine 80.0 cm i zbija se vibrovaljcima.
- MATERIJAL 5: Drenažni nasip nekoherentnim kamenitim materijalom (tucanikom) frakcije 32-64 mm. Drenažni nasip mora biti sa svih strana oмотан geotekstilom težine 300 g/m².
- MATERIJAL 6: Humus (plodna zemlja – organsko tlo).
- MATERIJAL 7: Podbeton C12/15.

	D&Z d.o.o. PROJECTING - CONSULTING - ENGINEERING Jerolima Vidulića 7, Zadar, tel:023/22 08 60 E - mail: info@d-and-z.hr	INVESTITOR	GRAD ZADAR Narodni trg 1, 23000 Zadar
		GRADEVINA	REKONSTRUKCIJA ULICE DR. F. TUĐMANA U ZADRU - 3. DIONICA
PROJEKTANT	ANTE UGLEŠIĆ dipl.ing.grad. <i>Ante Uglešić</i>	SASTAV CRTEŽA	POTPORNI ZID br. 01 (0+896.26)
PROJEKTANT SURADNIK	NIKOLINA UGLEŠIĆ mag.ing.aedif. <i>Nikolina Uglešić</i>	FAZA	izvedbeni ZAJEDNIČKA OZNAKA I.O. 11704-3
SURADNIK	IVAN MATAČIN ing.grad. <i>Ivan Matačin</i>	MJERILO	1:50 TEHNIČKI DNEVNIK 2013
		DATUM	lipanj 2020. BROJ NACRTA 01

IZVAN OBUHVATA

UNUTAR OBUHVATA

OS KOLNIKA



REKONSTRUKCIJA ULICE DR. FRANJE TUĐMANA U ZADRU - 3. DIONICA (od stac. 0+781,18 do stac. 1+244,65)

POTPORNI ZID br. 02 (0+901.69)

1:50

NAPOMENA:

- Sve prikazane visinske kote date su u HDKS koordinatnom sustavu.
- Kod potpornih zidova koji se izvode na nasipu, zbijenost temeljnog tla ispod sloja podbetona mora biti veća od 100 MN/m².
- Kod potpornih zidova koji se izvode na stijeni sloj podbetona se izvodi na očišćenju plohi nosive stijene.

LEGENDA:

- MATERIJAL 1: slaba stijenska masa kora trošenja (izrazito okršeni vapnenci s pukotinama) ($\gamma_K=24.0$ kN/m³, CK=120 kPa, $\phi_K=10^\circ$, ED=365 MPa).
- MATERIJAL 2: Rastrošeni silit pod utjecajem podzemne vode (organsko tlo) i/ili glinovite naslage, kameno kršje s zemljom crvenicom ($\gamma_K=18.0$ kN/m³, CK=32 kPa, $\phi_K=10^\circ$, ED=159 MPa).
- MATERIJAL 3: Nasip ispod temeljne stope izveden od kamenitih materijala ($\gamma_K=23.0$ kN/m³, CK=0.0 kPa, $\phi_K=40^\circ$). Zbijenost ovog nasipa na vrhu mora biti veća od 100 MN/m². Nasip se izvodi u slojevima maksimalne debljine 50.0 cm i zbija se vibrovaljcima.
- MATERIJAL 4: Nasip ispred i iza potpornog zida izveden od kamenitih materijala ($\gamma_K=23.0$ kN/m³, CK=0.0 kPa, $\phi_K=40^\circ$). Zbijenost ovog nasipa na vrhu mora biti veća od 80 MN/m². Nasip se izvodi u slojevima maksimalne debljine 80.0 cm i zbija se vibrovaljcima.
- MATERIJAL 5: Drenažni nasip nekoherentnim kamenitim materijalom (tucanikom) frakcije 32-64 mm. Drenažni nasip mora biti sa svih strana oмотан geotekstilom težine 300 g/m².
- MATERIJAL 6: Humus (plodna zemlja – organsko tlo).
- MATERIJAL 7: Podbeton C12/15.

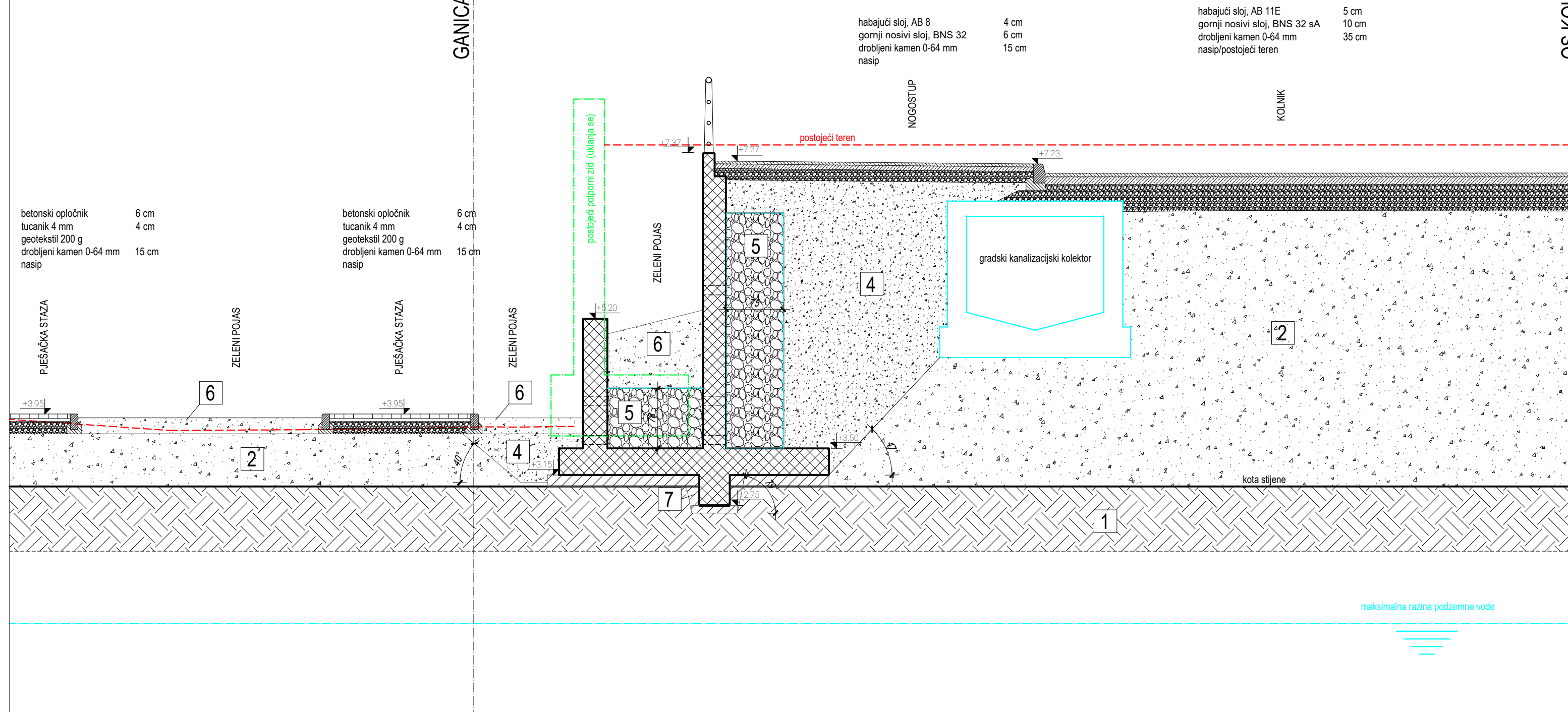
	D&Z d.o.o. PROJECTING - CONSULTING - ENGINEERING Jerolima Vidulića 7, Zadar, tel:023/22 08 60 E - mail: info@d-and-z.hr	INVESTITOR	GRAD ZADAR Narodni trg 1, 23000 Zadar
		GRADEVINA	REKONSTRUKCIJA ULICE DR. F. TUĐMANA U ZADRU - 3. DIONICA
PROJEKTANT	ANTE UGLEŠIĆ dipl.ing.grad. <i>Ante Uglešić</i>	SASTAV CRTEŽA	POTPORNI ZID br. 02 (0+901.69)
PROJEKTANT SURADNIK	NIKOLINA UGLEŠIĆ mag.ing.aedif. <i>Nikolina Uglešić</i>	FAZA	izvedbeni ZAJEDNIČKA OZNAKA I.O. 11704-3
SURADNIK	IVAN MATAČIN ing.grad. <i>Ivan Matačin</i>	MJERILO	1:50 TEHNIČKI DNEVNIK 2013
		DATUM	lipanj 2020. BROJ NACRTA 02

IZVAN OBUHVATA

UNUTAR OBUHVATA

GANICA OBUHVATA

OS KOLNIKA



REKONSTRUKCIJA ULICE DR. FRANJE TUĐMANA U ZADRU - 3. DIONICA (od stac. 0+781,18 do stac. 1+244,65)

POTPORNI ZID br. 03 (0+909.74)

1:50

NAPOMENA:

- Sve prikazane visinske kote date su u HDKS koordinatnom sustavu.
- Kod potpornih zidova koji se izvode na nasipu, zbijenost temeljnog tla ispod sloja podbetona mora biti veća od 100 MN/m².
- Kod potpornih zidova koji se izvode na stijeni sloj podbetona se izvodi na očišćenju plohi nosive stijene.

LEGENDA:

- MATERIJAL 1: slaba stijenska masa kora trošenja (izrazito okršeni vapnenci s pukotinama) ($\gamma_K=24.0$ kN/m³, CK=120 kPa, $\phi_K=10^\circ$, ED=365 MPa).
- MATERIJAL 2: Rastrošeni siliti pod utjecajem podzemne vode (organsko tlo) i/ili glinovite naslage, kameno kršje s zemljom crvenicom ($\gamma_K=18.0$ kN/m³, CK=32 kPa, $\phi_K=10^\circ$, ED=159 MPa).
- MATERIJAL 3: Nasip ispod temeljne stope izveden od kamenitih materijala ($\gamma_K=23.0$ kN/m³, CK=0.0 kPa, $\phi_K=40^\circ$). Zbijenost ovog nasipa na vrhu mora biti veća od 100 MN/m². Nasip se izvodi u slojevima maksimalne debljine 50.0 cm i zbija se vibrovaljcima.
- MATERIJAL 4: Nasip ispred i iza potpornog zida izveden od kamenitih materijala ($\gamma_K=23.0$ kN/m³, CK=0.0 kPa, $\phi_K=40^\circ$). Zbijenost ovog nasipa na vrhu mora biti veća od 80 MN/m². Nasip se izvodi u slojevima maksimalne debljine 80.0 cm i zbija se vibrovaljcima.
- MATERIJAL 5: Drenažni nasip nekoherentnim kamenitim materijalom (tucanikom) frakcije 32-64 mm. Drenažni nasip mora biti sa svih strana oмотан geotekstilom težine 300 g/m².
- MATERIJAL 6: Humus (plodna zemlja – organsko tlo).
- MATERIJAL 7: Podbeton C12/15.

D&Z

D&Z d.o.o. PROJECTING - CONSULTING - ENGINEERING
Jerolima Vidulića 7, Zadar, tel:023/22 08 60
E - mail: info@d-and-z.hr

PROJEKTANT

ANTE UGLEŠIĆ dipl.ing.grad. *Ante Uglešić*

PROJEKTANT SURADNIK

NIKOLINA UGLEŠIĆ mag.ing.aedif. *Nikolina Uglešić*

SURADNIK

IVAN MATAČIN ing.grad. *Ivan Matačin*

INVESTITOR

GRAD ZADAR
Narodni trg 1, 23000 Zadar

GRADEVINA

REKONSTRUKCIJA ULICE DR. F. TUĐMANA
U ZADRU - 3. DIONICA

SASTAV CRTEŽA

POTPORNI ZID br. 03 (0+909.74)

FAZA

izvedbeni ZAJEDNIČKA OZNAKA I.O. 11704-3

MJERILO

1:50 TEHNIČKI DNEVNIK 2013

DATUM

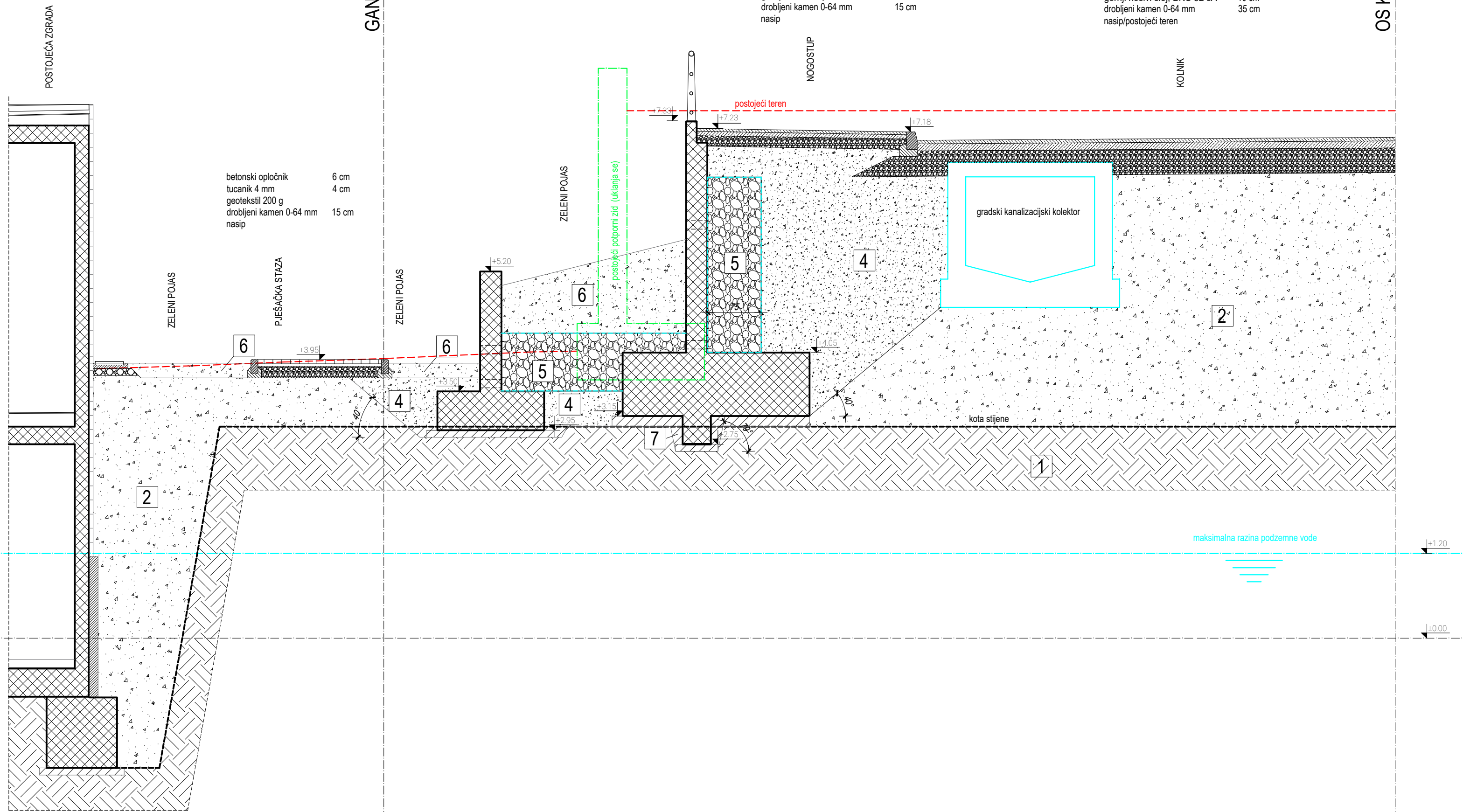
lipanj 2020. BROJ NACRTA 03

IZVAN OBUHVATA

UNUTAR OBUHVATA

GANICA OBUHVATA

OS KOLNIKA



REKONSTRUKCIJA ULICE DR. FRANJE TUĐMANA U ZADRU - 3. DIONICA

(od stac. 0+781,18 do stac. 1+244,65)

POTPORNI ZIDOVI br. 04 I br. 17

(0+918.17)

1:50

NAPOMENA:

- Sve prikazane visinske kote date su u HDKS koordinatnom sustavu.
- Kod potpornih zidova koji se izvode na nasipu, zbijenost temeljnog tla ispod sloja podbetona mora biti veća od 100 MN/m².
- Kod potpornih zidova koji se izvode na stijeni sloj podbetona se izvodi na očišćenju plohi nosive stijene.

LEGENDA:

- MATERIJAL 1: slaba stijenska masa kora trošenja (izrazito okršeni vapnenci s pukotinama) ($\gamma_K=24.0$ kN/m³, CK=120 kPa, $\phi_K=10^\circ$, ED=365 MPa).
- MATERIJAL 2: Rastrošeni siliti pod utjecajem podzemne vode (organsko tlo) i/ili glinovite naslage, kameno kršje s zemljom crvenicom ($\gamma_K=18.0$ kN/m³, CK=32 kPa, $\phi_K=10^\circ$, ED=159 MPa).
- MATERIJAL 3: Nasip ispod temeljne stope izveden od kamenitih materijala ($\gamma_K=23.0$ kN/m³, CK=0.0 kPa, $\phi_K=40^\circ$). Zbijenost ovog nasipa na vrhu mora biti veća od 100 MN/m². Nasip se izvodi u slojevima maksimalne debljine 50.0 cm i zbija se vibrovaljcima.
- MATERIJAL 4: Nasip ispred i iza potpornog zida izveden od kamenitih materijala ($\gamma_K=23.0$ kN/m³, CK=0.0 kPa, $\phi_K=40^\circ$). Zbijenost ovog nasipa na vrhu mora biti veća od 80 MN/m². Nasip se izvodi u slojevima maksimalne debljine 80.0 cm i zbija se vibrovaljcima.
- MATERIJAL 5: Drenažni nasip nekoherentnim kamenitim materijalom (tucanikom) frakcije 32-64 mm. Drenažni nasip mora biti sa svih strana oмотан geotekstilom težine 300 g/m².
- MATERIJAL 6: Humus (plodna zemlja – organsko tlo).
- MATERIJAL 7: Podbeton C12/15.

	D&Z d.o.o. PROJECTING - CONSULTING - ENGINEERING Jerolima Vidulića 7, Zadar, tel:023/22 08 60 E - mail: info@d-and-z.hr	INVESTITOR	GRAD ZADAR Narodni trg 1, 23000 Zadar
		GRADEVINA	REKONSTRUKCIJA ULICE DR. F. TUĐMANA U ZADRU - 3. DIONICA
PROJEKTANT	ANTE UGLEŠIĆ dipl.ing.grad. <i>Ante Uglješić</i>	SASTAV CRTEŽA	POTPORNI ZIDOVI br. 04 I br. 17 (0+918.17)
PROJEKTANT SURADNIK	NIKOLINA UGLEŠIĆ mag.ing.aedif. <i>Nikolina Uglješić</i>	FAZA	izvedbeni ZAJEDNIČKA OZNAKA I.O. 11704-3
SURADNIK	IVAN MATAČIN ing.grad. <i>Ivan Matačin</i>	MJERILO	1:50 TEHNIČKI DNEVNIK 2013
		DATUM	lipanj 2020. BROJ NACRTA 04

IZVAN OBUHVATA

UNUTAR OBUHVATA

GANICA OBUHVATA

OS KOLNIKA

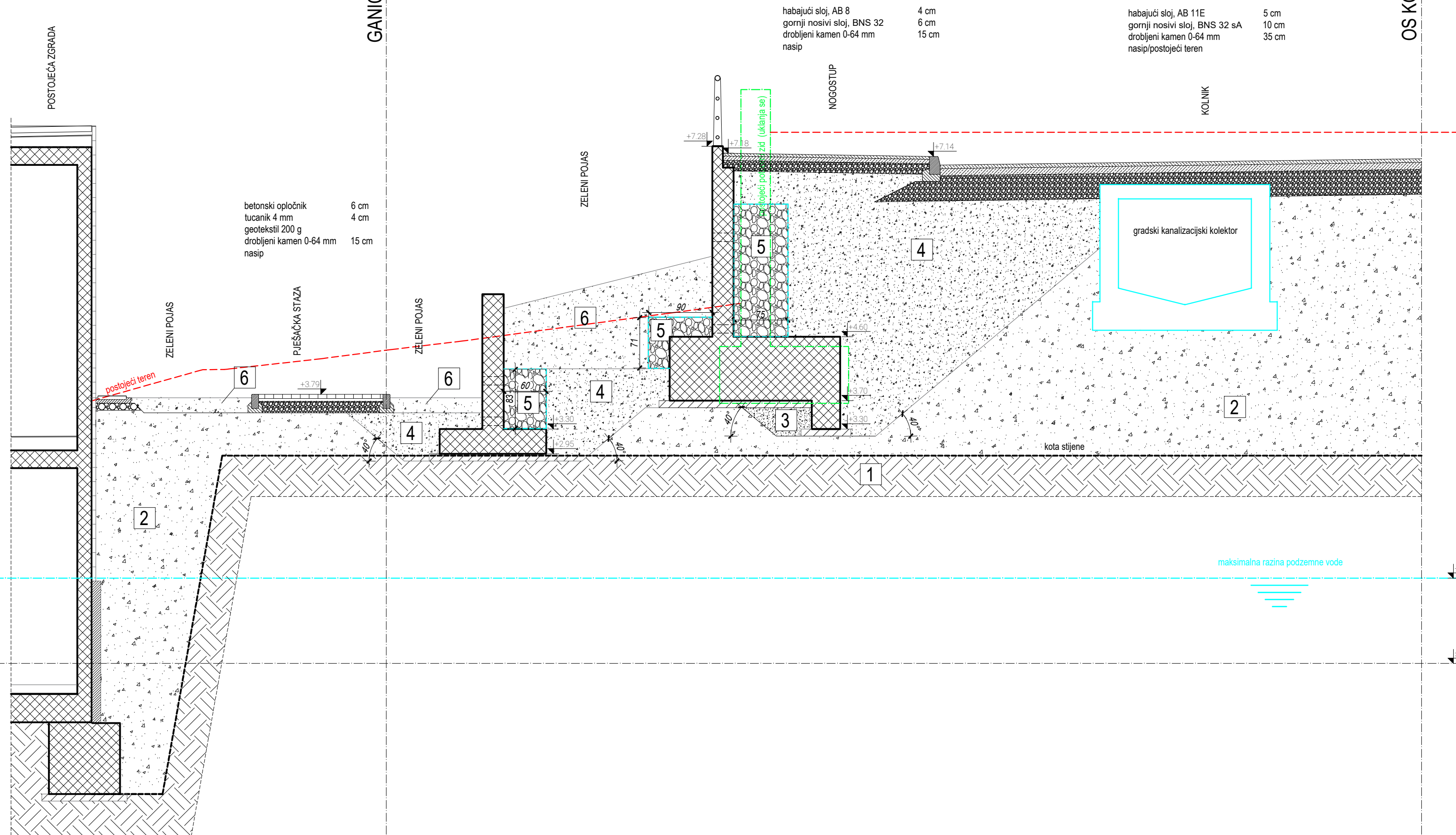
REKONSTRUKCIJA ULICE DR. FRANJE TUĐMANA U ZADRU - 3. DIONICA

(od stac. 0+781,18 do stac. 1+244,65)

POTPORNI ZIDOVI br. 05 I br. 18

(0+925.56)

1:50



NAPOMENA:

- Sve prikazane visinske kote date su u HDKS koordinatnom sustavu.
- Kod potpornih zidova koji se izvode na nasipu, zbijenost temeljnog tla ispod sloja podbetona mora biti veća od 100 MN/m².
- Kod potpornih zidova koji se izvode na stijeni sloj podbetona se izvodi na očišćenju plohi nosive stijene.

LEGENDA:

- MATERIJAL 1: slaba stijenska masa kora trošenja (izrazito okršeni vapnenci s pukotinama) ($\gamma_K=24.0$ kN/m³, CK=120 kPa, $\phi_K=10^\circ$, ED=365 MPa).
- MATERIJAL 2: Rastrošeni siliti pod utjecajem podzemne vode (organsko tlo) i/ili glinovite naslage, kameno kršje s zemljom crvenicom ($\gamma_K=18.0$ kN/m³, CK=32 kPa, $\phi_K=10^\circ$, ED=159 MPa).
- MATERIJAL 3: Nasip ispod temeljne stope izveden od kamenitih materijala ($\gamma_K=23.0$ kN/m³, CK=0.0 kPa, $\phi_K=40^\circ$). Zbijenost ovog nasipa na vrhu mora biti veća od 100 MN/m². Nasip se izvodi u slojevima maksimalne debljine 50.0 cm i zbija se vibrovaljcima.
- MATERIJAL 4: Nasip ispred i iza potpornog zida izveden od kamenitih materijala ($\gamma_K=23.0$ kN/m³, CK=0.0 kPa, $\phi_K=40^\circ$). Zbijenost ovog nasipa na vrhu mora biti veća od 80 MN/m². Nasip se izvodi u slojevima maksimalne debljine 80.0 cm i zbija se vibrovaljcima.
- MATERIJAL 5: Drenažni nasip nekoherentnim kamenitim materijalom (tucanikom) frakcije 32-64 mm. Drenažni nasip mora biti sa svih strana oмотан geotekstilom težine 300 g/m².
- MATERIJAL 6: Humus (plodna zemlja – organsko tlo).
- MATERIJAL 7: Podbeton C12/15.

D&Z

D&Z d.o.o. PROJECTING - CONSULTING - ENGINEERING
Jerolim Vidulića 7, Zadar, tel:023/22 08 60
E - mail: info@d-and-z.hr

INVESTITOR: GRAD ZADAR
Narodni trg 1, 23000 Zadar

PROJEKTANT: ANTE UGLEŠIĆ dipl.ing.grad. *Ante Uglešić*

PROJEKTANT SURADNIK: NIKOLINA UGLEŠIĆ mag.ing.aedif. *N. Uglešić*

SURADNIK: IVAN MATAČIN ing.grad. *Ivan Matačin*

GRADEVINA: REKONSTRUKCIJA ULICE DR. F. TUĐMANA
U ZADRU - 3. DIONICA

SASTAV CRTEŽA: POTPORNİ ZİDOVI br. 05 I br. 18 (0+925.56)

FAZA: izvedbeni ZAJEDNIČKA OZNAKA: I.O. 11704-3

MJERILO: 1:50 TEHNIČKI DNEVNIK: 2013

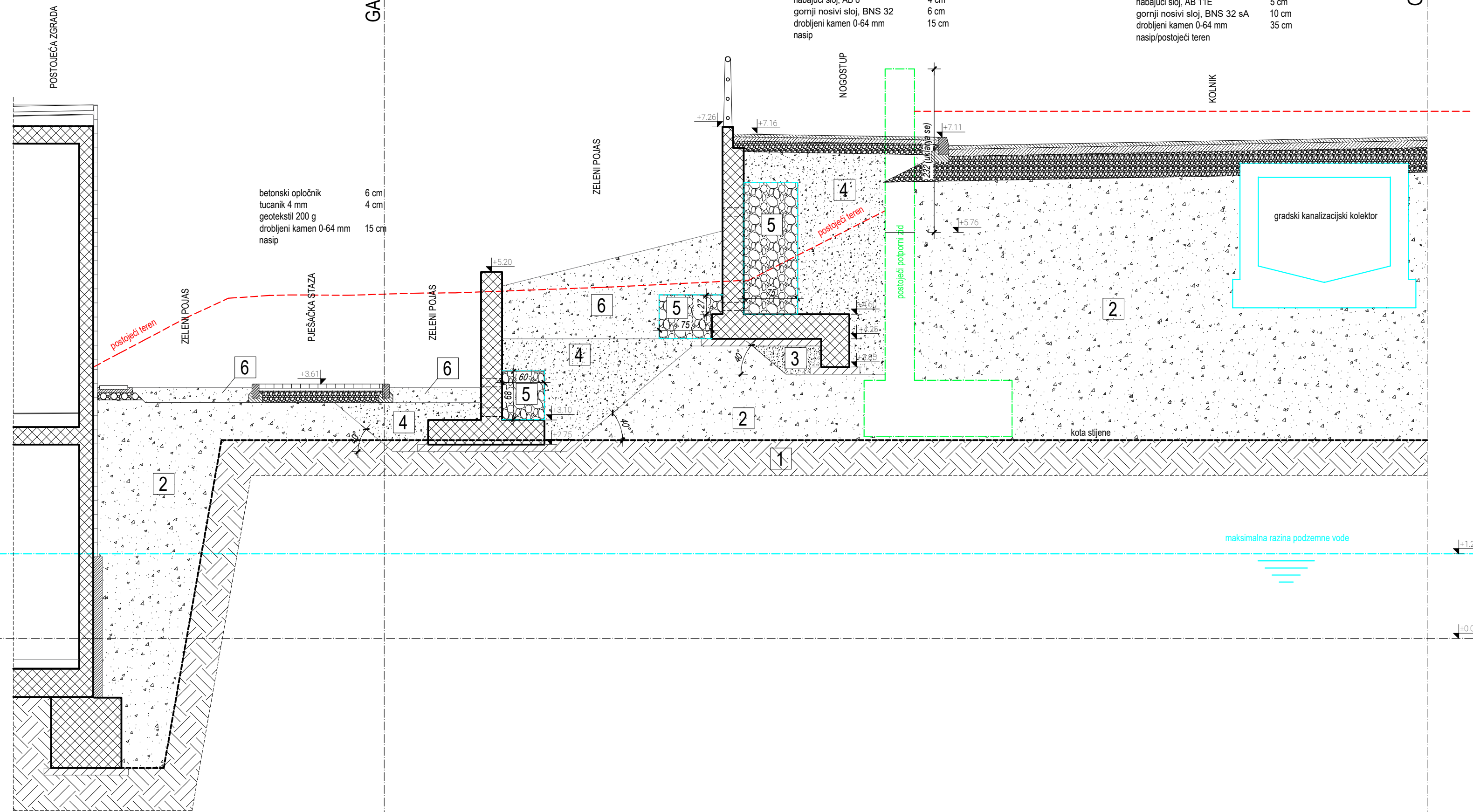
DATUM: lipanj 2020. BROJ NACRTA: 05

IZVAN OBUHVATA

UNUTAR OBUHVATA

GANICA OBUHVATA

OS KOLNIKA



REKONSTRUKCIJA ULICE DR. FRANJE TUĐMANA U ZADRU - 3. DIONICA

(od stac. 0+781,18 do stac. 1+244,65)

POTPORNI ZIDOVI br. 06 I br. 19

(0+932.17)

1:50

NAPOMENA:

- Sve prikazane visinske kote date su u HDKS koordinatnom sustavu.
- Kod potpornih zidova koji se izvode na nasipu, zbijenost temeljnog tla ispod sloja podbetona mora biti veća od 100 MN/m².
- Kod potpornih zidova koji se izvode na stijeni sloj podbetona se izvodi na očišćenju plohi nosive stijene.

LEGENDA:

- MATERIJAL 1: slaba stijenska masa kora trošenja (izrazito okršeni vapnenci s pukotinama) ($\gamma_K=24.0$ kN/m³, CK=120 kPa, $\phi_K=10^\circ$, ED=365 MPa).
- MATERIJAL 2: Rastrošeni siliti pod utjecajem podzemne vode (organsko tlo) i/ili glinovite naslage, kameno kršje s zemljom crvenicom ($\gamma_K=18.0$ kN/m³, CK=32 kPa, $\phi_K=10^\circ$, ED=159 MPa).
- MATERIJAL 3: Nasip ispod temeljne stope izveden od kamenitih materijala ($\gamma_K=23.0$ kN/m³, CK=0.0 kPa, $\phi_K=40^\circ$). Zbijenost ovog nasipa na vrhu mora biti veća od 100 MN/m². Nasip se izvodi u slojevima maksimalne debljine 50.0 cm i zbija se vibrovaljcima.
- MATERIJAL 4: Nasip ispred i iza potpornog zida izveden od kamenitih materijala ($\gamma_K=23.0$ kN/m³, CK=0.0 kPa, $\phi_K=40^\circ$). Zbijenost ovog nasipa na vrhu mora biti veća od 80 MN/m². Nasip se izvodi u slojevima maksimalne debljine 80.0 cm i zbija se vibrovaljcima.
- MATERIJAL 5: Drenažni nasip nekoherentnim kamenitim materijalom (tucanikom) frakcije 32-64 mm. Drenažni nasip mora biti sa svih strana oмотан geotekstilom težine 300 g/m².
- MATERIJAL 6: Humus (plodna zemlja – organsko tlo).
- MATERIJAL 7: Podbeton C12/15.

D&Z

D&Z d.o.o. PROJECTING - CONSULTING - ENGINEERING
Jerolima Vidulića 7, Zadar, tel:023/22 08 60
E - mail: info@d-and-z.hr

INVESTITOR: GRAD ZADAR
Narodni trg 1, 23000 Zadar

PROJEKTANT: ANTE UGLEŠIĆ dipl.ing.grad. *Ante Uglešić*

GRADEVINA: REKONSTRUKCIJA ULICE DR. F. TUĐMANA U ZADRU - 3. DIONICA

SASTAV CRTEŽA: POTPORNI ZIDOVI br. 06 I br. 19 (0+932.17)

FAZA: izvedbeni ZAJEDNIČKA OZNAKA: I.O. 11704-3

MJERILO: 1:50 TEHNIČKI DNEVNIK: 2013

DATUM: lipanj 2020. BROJ NACRTA: 06

PROJEKTANT SURADNIK: NIKOLINA UGLEŠIĆ mag.ing.aedif. *Nikolina Uglešić*

MURERILLO: 1:50

SURADNIK: IVAN MATAČIN ing.grad. *Ivan Matačin*

DATUM: lipanj 2020. BROJ NACRTA: 06

IZVAN OBUHVATA

UNUTAR OBUHVATA

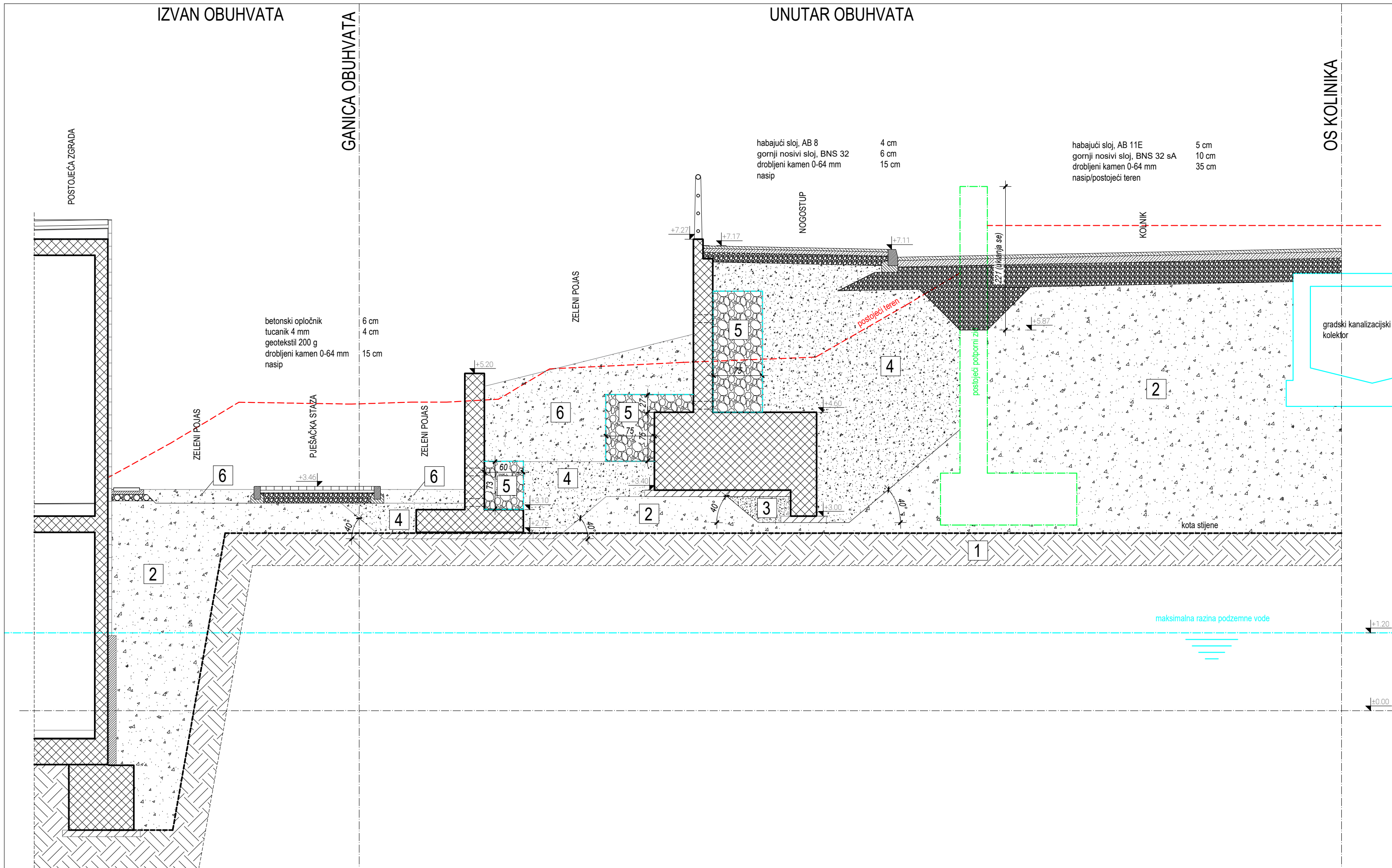
REKONSTRUKCIJA ULICE DR. FRANJE TUĐMANA U ZADRU - 3. DIONICA

(od stac. 0+781,18 do stac. 1+244,65)

POTPORNI ZIDOVI br. 07 I br. 20

(0+938.56)

1:50



NAPOMENA:

- Sve prikazane visinske kote date su u HDKS koordinatnom sustavu.
- Kod potpornih zidova koji se izvode na nasipu, zbijenost temeljnog tla ispod sloja podbetona mora biti veća od 100 MN/m².
- Kod potpornih zidova koji se izvode na stijeni sloj podbetona se izvodi na očišćenju plohi nosive stijene.

LEGENDA:

- MATERIJAL 1: slaba stijenska masa kora trošenja (izrazito okršeni vapnenci s pukotinama) (γK=24.0 kN/m³, CK=120 kPa, φK=10°, ED=365 MPa).
- MATERIJAL 2: Rastrošeni siliti pod utjecajem podzemne vode (organsko tlo) i/ili glinovite naslage, kameno kršje s zemljom crvenicom (γK=18.0 kN/m³, CK=32 kPa, φK=10°, ED=159 MPa).
- MATERIJAL 3: Nasip ispod temeljne stope izveden od kamenitih materijala (γK=23.0 kN/m³, CK=0.0 kPa, φK=40°). Zbijenost ovog nasipa na vrhu mora biti veća od 100 MN/m². Nasip se izvodi u slojevima maksimalne debljine 50.0 cm i zbija se vibrovaljcima.
- MATERIJAL 4: Nasip ispred i iza potpornog zida izveden od kamenitih materijala (γK=23.0 kN/m³, CK=0.0 kPa, φK=40°). Zbijenost ovog nasipa na vrhu mora biti veća od 80 MN/m². Nasip se izvodi u slojevima maksimalne debljine 80.0 cm i zbija se vibrovaljcima.
- MATERIJAL 5: Drenažni nasip nekoherentnim kamenitim materijalom (tucanikom) frakcije 32-64 mm. Drenažni nasip mora biti sa svih strana oмотан geotekstilom težine 300 g/m².
- MATERIJAL 6: Humus (plodna zemlja – organsko tlo).
- MATERIJAL 7: Podbeton C12/15.

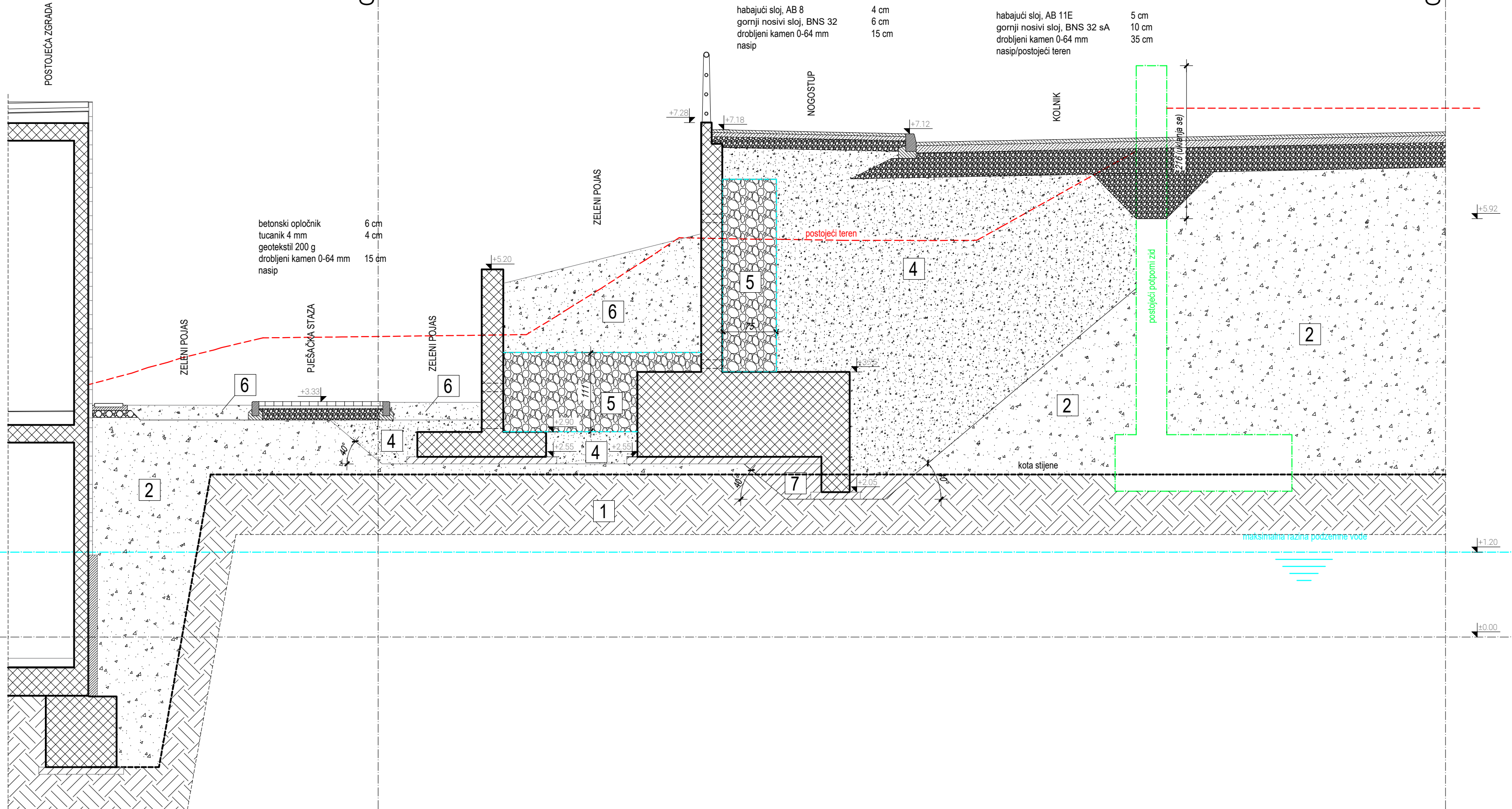
	D&Z d.o.o. PROJECTING - CONSULTING - ENGINEERING Jerolima Vidulića 7, Zadar, tel:023/22 08 60 E - mail: info@d-and-z.hr	INVESTITOR	GRAD ZADAR Narodni trg 1, 23000 Zadar
		GRADEVINA	REKONSTRUKCIJA ULICE DR. F. TUĐMANA U ZADRU - 3. DIONICA
PROJEKTANT	ANTE UGLEŠIĆ dipl.ing.grad. <i>Ante Uglešić</i>	SASTAV CRTEŽA	POTPORNI ZIDOVI br. 07 I br. 20 (0+937.56)
PROJEKTANT SURADNIK	NIKOLINA UGLEŠIĆ mag.ing.aedif. <i>Nikolina Uglešić</i>	FAZA	izvedbeni ZAJEDNIČKA OZNAKA I.O. 11704-3
SURADNIK	IVAN MATACIN ing.grad. <i>Ivan Matacin</i>	MJERILO	1:50 TEHNIČKI DNEVNIK 2013
		DATUM	lipanj 2020. BROJ NACRTA 07

IZVAN OBUHVATA

UNUTAR OBUHVATA

GANICA OBUHVATA

OS KOLNIKA



REKONSTRUKCIJA ULICE DR. FRANJE TUĐMANA U ZADRU - 3. DIONICA

(od stac. 0+781,18 do stac. 1+244,65)

POTPORNI ZIDOVI br. 08 I br. 21

(0+944.77)

1:50

NAPOMENA:

- Sve prikazane visinske kote date su u HDKS koordinatnom sustavu.
- Kod potpornih zidova koji se izvode na nasipu, zbijenost temeljnog tla ispod sloja podbetona mora biti veća od 100 MN/m².
- Kod potpornih zidova koji se izvode na stijeni sloj podbetona se izvodi na očišćenju plohi nosive stijene.

LEGENDA:

- MATERIJAL 1: slaba stijenska masa kora trošenja (izrazito okršeni vapnenci s pukotinama) ($\gamma_K=24.0$ kN/m³, CK=120 kPa, $\phi_K=10^\circ$, ED=365 MPa).
- MATERIJAL 2: Rastrošeni siliti pod utjecajem podzemne vode (organsko tlo) i/ili glinovite naslage, kameno kršje s zemljom crvenicom ($\gamma_K=18.0$ kN/m³, CK=32 kPa, $\phi_K=10^\circ$, ED=159 MPa).
- MATERIJAL 3: Nasip ispod temeljne stope izveden od kamenitih materijala ($\gamma_K=23.0$ kN/m³, CK=0.0 kPa, $\phi_K=40^\circ$). Zbijenost ovog nasipa na vrhu mora biti veća od 100 MN/m². Nasip se izvodi u slojevima maksimalne debljine 50.0 cm i zbija se vibrovaljcima.
- MATERIJAL 4: Nasip ispred i iza potpornog zida izveden od kamenitih materijala ($\gamma_K=23.0$ kN/m³, CK=0.0 kPa, $\phi_K=40^\circ$). Zbijenost ovog nasipa na vrhu mora biti veća od 80 MN/m². Nasip se izvodi u slojevima maksimalne debljine 80.0 cm i zbija se vibrovaljcima.
- MATERIJAL 5: Drenažni nasip nekoherentnim kamenitim materijalom (tucanikom) frakcije 32-64 mm. Drenažni nasip mora biti sa svih strana oмотан geotekstilom težine 300 g/m².
- MATERIJAL 6: Humus (plodna zemlja – organsko tlo).
- MATERIJAL 7: Podbeton C12/15.

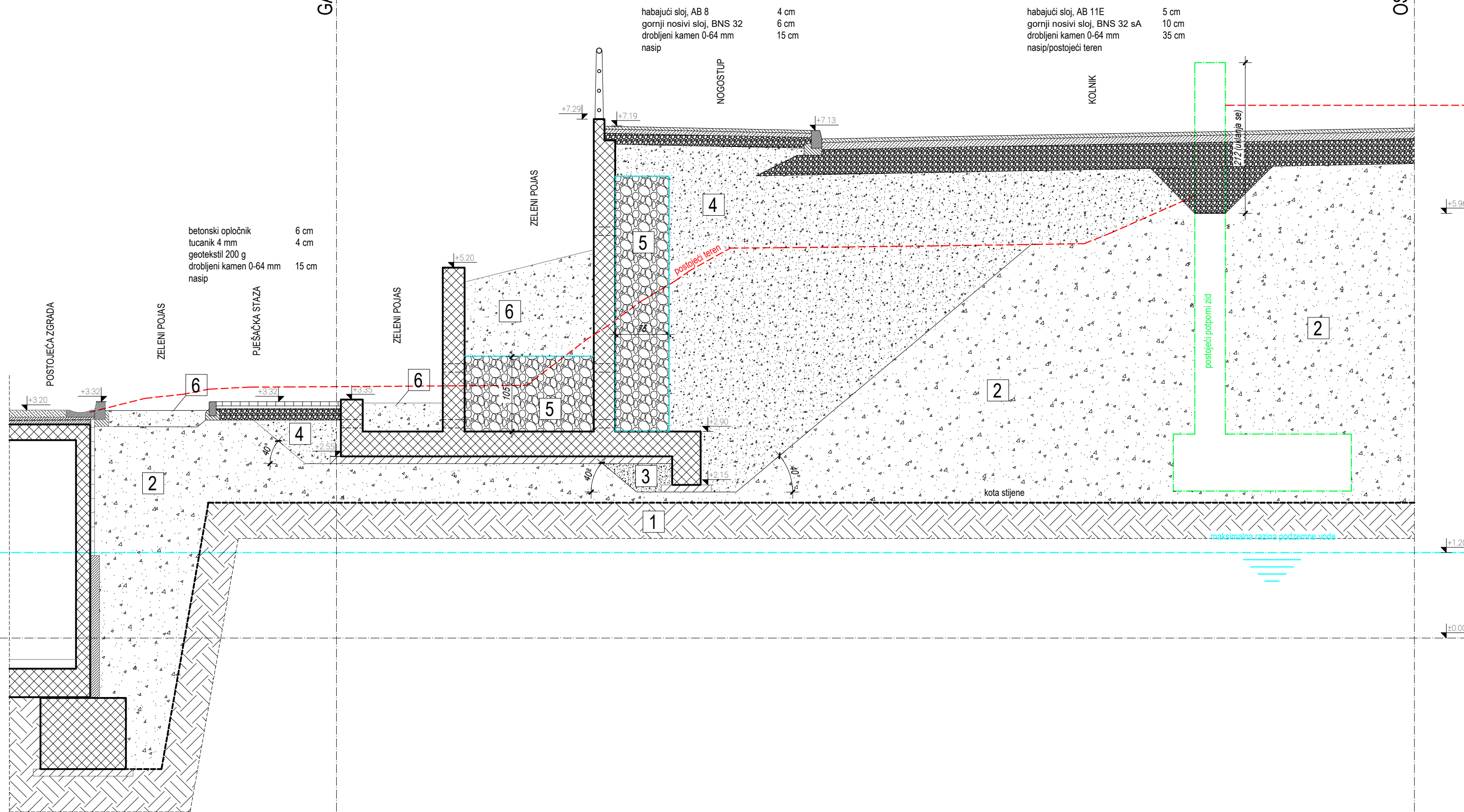
	D&Z d.o.o. PROJECTING - CONSULTING - ENGINEERING Jerolima Vidulića 7, Zadar, tel:023/22 08 60 E - mail: info@d-and-z.hr	INVESTITOR	GRAD ZADAR Narodni trg 1, 23000 Zadar
		GRADEVINA	REKONSTRUKCIJA ULICE DR. F. TUĐMANA U ZADRU - 3. DIONICA
PROJEKTANT	ANTE UGLEŠIĆ dipl.ing.grad. <i>Ante Uglešić</i>	SASTAV CRTEŽA	POTPORNI ZIDOVI br. 08 I br. 21 (0+944.77)
PROJEKTANT SURADNIK	NIKOLINA UGLEŠIĆ mag.ing.aedif. <i>Nikolina Uglešić</i>	FAZA	izvedbeni ZAJEDNIČKA OZNAKA I.O. 11704-3
SURADNIK	IVAN MATAČIN ing.grad. <i>Ivan Matačin</i>	MJERILO	1:50 TEHNIČKI DNEVNIK 2013
		DATUM	lipanj 2020. BROJ NACRTA 08

IZVAN OBUHVATA

GANICA OBUHVATA

UNUTAR OBUHVATA

OS KOLNIKA



REKONSTRUKCIJA ULICE DR. FRANJE TUĐMANA U ZADRU - 3. DIONICA (od stac. 0+781,18 do stac. 1+244,65)

POTPORNI ZID br. 09
(0+950.58)
1:50

NAPOMENA:
- Sve prikazane visinske kote date su u HDKS koordinatnom sustavu.
- Kod potpornih zidova koji se izvode na nasipu, zbijenost temeljnog tla ispod sloja podbetona mora biti veća od 100 MN/m².
- Kod potpornih zidova koji se izvode na stijeni sloj podbetona se izvodi na očišćenju plohi nosive stijene.

- LEGENDA:**
- MATERIJAL 1:** slaba stijenska masa kora trošenja (izrazito okršeni vapnenci s pukotinama) ($\gamma_K=24.0$ kN/m³, CK=120 kPa, $\phi_K=10^\circ$, ED=365 MPa).
 - MATERIJAL 2:** Rastrošeni siliti pod utjecajem podzemne vode (organsko tlo) i/ili glinovite naslage, kameno kršje s zemljom crvenicom ($\gamma_K=18.0$ kN/m³, CK=32 kPa, $\phi_K=10^\circ$, ED=159 MPa).
 - MATERIJAL 3:** Nasip ispod temeljne stope izveden od kamenitih materijala ($\gamma_K=23.0$ kN/m³, CK=0.0 kPa, $\phi_K=40^\circ$). Zbijenost ovog nasipa na vrhu mora biti veća od 100 MN/m². Nasip se izvodi u slojevima maksimalne debljine 50.0 cm i zbija se vibrovaljcima.
 - MATERIJAL 4:** Nasip ispred i iza potpornog zida izveden od kamenitih materijala ($\gamma_K=23.0$ kN/m³, CK=0.0 kPa, $\phi_K=40^\circ$). Zbijenost ovog nasipa na vrhu mora biti veća od 80 MN/m². Nasip se izvodi u slojevima maksimalne debljine 80.0 cm i zbija se vibrovaljcima.
 - MATERIJAL 5:** Drenažni nasip nekoherentnim kamenitim materijalom (tucanikom) frakcije 32-64 mm. Drenažni nasip mora biti sa svih strana omotan geotekstilom težine 300 g/m².
 - MATERIJAL 6:** Humus (plodna zemlja – organsko tlo).
 - MATERIJAL 7:** Podbeton C12/15.

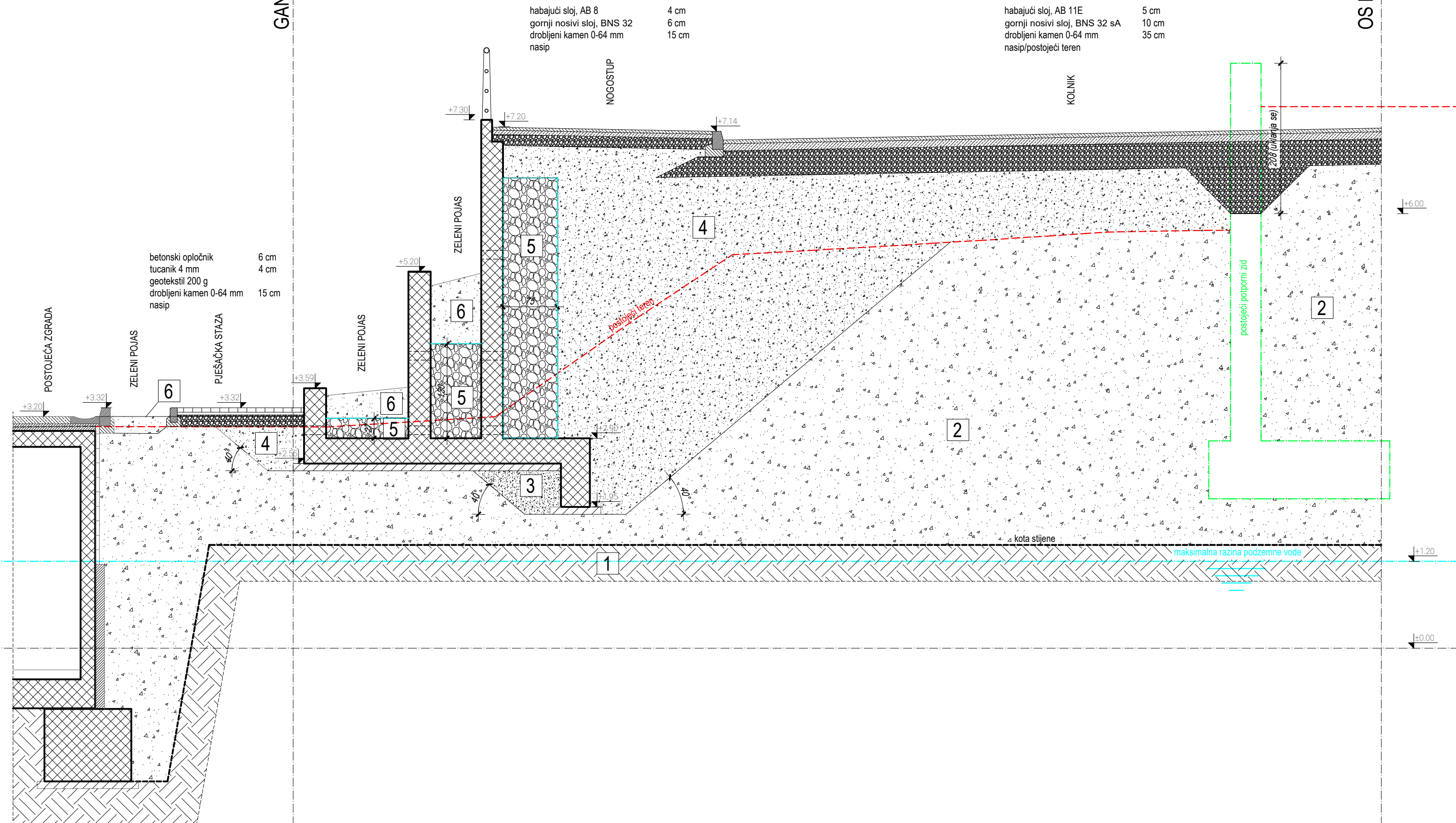
	D&Z d.o.o. PROJECTING - CONSULTING - ENGINEERING Jerolimna Vidulića 7, Zadar, tel:023/22 08 60 E - mail: info@d-and-z.hr	INVESTITOR	GRAD ZADAR Narodni trg 1, 23000 Zadar
		GRADEVINA	REKONSTRUKCIJA ULICE DR. F. TUĐMANA U ZADRU - 3. DIONICA
PROJEKTANT	ANTE UGLEŠIĆ dipl.ing.grad. <i>Ante Uglješić</i>	SASTAV CRTEŽA	POTPORNI ZID br. 09 (0+950.58)
PROJEKTANT SURADNIK	NIKOLINA UGLEŠIĆ mag.ing.aedif. <i>N. Uglješić</i>	FAZA	izvedbeni ZAJEDNIČKA OZNAKA I.O. 11704-3
SURADNIK	IVAN MATAČIN ing.grad. <i>Ivan Matačin</i>	MJERILO	1:50 TEHNIČKI DNEVNIK 2013
		DATUM	lipanj 2020. BROJ NACRTA 09

IZVAN OBUHVATA

UNUTAR OBUHVATA

GANICA OBUHVATA

OS KOLNIKA



REKONSTRUKCIJA ULICE DR. FRANJE TUĐMANA U ZADRU - 3. DIONICA (od stac. 0+781,18 do stac. 1+244,65)

POTPORNI ZID br. 10
(0+955.84)
1:50

NAPOMENA:

- Sve prikazane visinske kote date su u HDKS koordinatnom sustavu.
- Kod potpornih zidova koji se izvode na nasipu, zbijenost temeljnog tla ispod sloja podbetona mora biti veća od 100 MN/m².
- Kod potpornih zidova koji se izvode na stijeni sloj podbetona se izvodi na očišćenju plohi nosive stijene.

LEGENDA:

- MATERIJAL 1: slaba stijenska masa kora trošenja (izrazito okršeni vapnenci s pukotinama) ($\gamma_K=24.0$ kN/m³, CK=120 kPa, $\phi_K=10^\circ$, ED=365 MPa).
- MATERIJAL 2: Rastrošeni siliti pod utjecajem podzemne vode (organsko tlo) i/ili glinovite naslage, kameno kršje s zemljom crvenicom ($\gamma_K=18.0$ kN/m³, CK=32 kPa, $\phi_K=10^\circ$, ED=159 MPa).
- MATERIJAL 3: Nasip ispod temeljne stope izveden od kamenitih materijala ($\gamma_K=23.0$ kN/m³, CK=0.0 kPa, $\phi_K=40^\circ$). Zbijenost ovog nasipa na vrhu mora biti veća od 100 MN/m². Nasip se izvodi u slojevima maksimalne debljine 50.0 cm i zbija se vibrovaljcima.
- MATERIJAL 4: Nasip ispred i iza potpornog zida izveden od kamenitih materijala ($\gamma_K=23.0$ kN/m³, CK=0.0 kPa, $\phi_K=40^\circ$). Zbijenost ovog nasipa na vrhu mora biti veća od 80 MN/m². Nasip se izvodi u slojevima maksimalne debljine 80.0 cm i zbija se vibrovaljcima.
- MATERIJAL 5: Drenažni nasip nekoherentnim kamenitim materijalom (tucanikom) frakcije 32-64 mm. Drenažni nasip mora biti sa svih strana omotan geotekstilom težine 300 g/m².
- MATERIJAL 6: Humus (plodna zemlja – organsko tlo).
- MATERIJAL 7: Podbeton C12/15.

	D&Z d.o.o. PROJECTING - CONSULTING - ENGINEERING Jerolima Vidulića 7, Zadar, tel:023/22 08 60 E - mail: info@d-and-z.hr	INVESTITOR	GRAD ZADAR Narodni trg 1, 23000 Zadar
		GRADEVINA	REKONSTRUKCIJA ULICE DR. F. TUĐMANA U ZADRU - 3. DIONICA
PROJEKTANT	ANTE UGLEŠIĆ dipl.ing.grad. <i>Ante Uglešić</i>	SASTAV CRTEŽA	POTPORNI ZID br. 10 (0+955.84)
PROJEKTANT SURADNIK	NIKOLINA UGLEŠIĆ mag.ing.aedif. <i>Nikolina Uglešić</i>	FAZA	izvedbeni ZAJEDNIČKA OZNAKA I.O. 11704-3
SURADNIK	IVAN MATAČIN ing.grad. <i>Ivan Matačin</i>	MJERILO	1:50 TEHNIČKI DNEVNIK 2013
		DATUM	lipanj 2020. BROJ NACRTA 10

IZVAN OBUHVATA

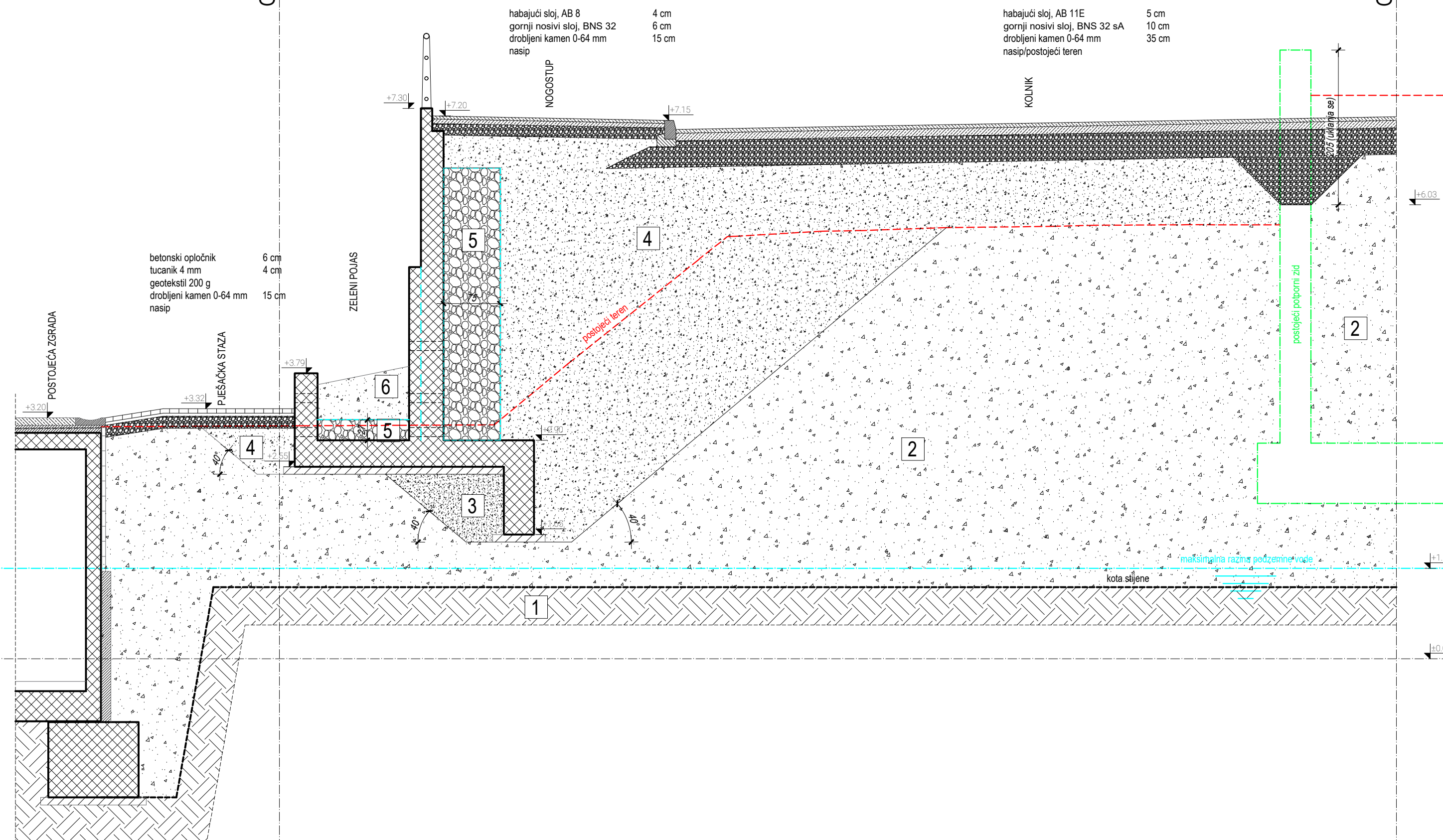
UNUTAR OBUHVATA

GANICA OBUHVATA

OS KOLNIKA

REKONSTRUKCIJA ULICE DR. FRANJE TUĐMANA U ZADRU - 3. DIONICA (od stac. 0+781,18 do stac. 1+244,65)

POTPORNI ZID br. 11 (0+959.20) 1:50



NAPOMENA:

- Sve prikazane visinske kote date su u HDKS koordinatnom sustavu.
- Kod potpornih zidova koji se izvode na nasipu, zbijenost temeljnog tla ispod sloja podbetona mora biti veća od 100 MN/m².
- Kod potpornih zidova koji se izvode na stijeni sloj podbetona se izvodi na očišćenju plohi nosive stijene.

LEGENDA:

- MATERIJAL 1: slaba stijenska masa kora trošenja (izrazito okršeni vapnenci s pukotinama) ($\gamma_K=24.0$ kN/m³, CK=120 kPa, $\phi_K=10^\circ$, ED=365 MPa).
- MATERIJAL 2: Rastrošeni siliti pod utjecajem podzemne vode (organsko tlo) i/ili glinovite naslage, kameno kršje s zemljom crvenicom ($\gamma_K=18.0$ kN/m³, CK=32 kPa, $\phi_K=10^\circ$, ED=159 MPa).
- MATERIJAL 3: Nasip ispod temeljne stope izveden od kamenitih materijala ($\gamma_K=23.0$ kN/m³, CK=0.0 kPa, $\phi_K=40^\circ$). Zbijenost ovog nasipa na vrhu mora biti veća od 100 MN/m². Nasip se izvodi u slojevima maksimalne debljine 50.0 cm i zbija se vibrovaljcima.
- MATERIJAL 4: Nasip ispred i iza potpornog zida izveden od kamenitih materijala ($\gamma_K=23.0$ kN/m³, CK=0.0 kPa, $\phi_K=40^\circ$). Zbijenost ovog nasipa na vrhu mora biti veća od 80 MN/m². Nasip se izvodi u slojevima maksimalne debljine 80.0 cm i zbija se vibrovaljcima.
- MATERIJAL 5: Drenažni nasip nekoherentnim kamenitim materijalom (tucanikom) frakcije 32-64 mm. Drenažni nasip mora biti sa svih strana omotan geotekstilom težine 300 g/m².
- MATERIJAL 6: Humus (plodna zemlja – organsko tlo).
- MATERIJAL 7: Podbeton C12/15.

	D&Z d.o.o. PROJECTING - CONSULTING - ENGINEERING Jerolima Vidulića 7, Zadar, tel:023/22 08 60 E - mail: info@d-and-z.hr	INVESTITOR	GRAD ZADAR Narodni trg 1, 23000 Zadar
		GRADEVINA	REKONSTRUKCIJA ULICE DR. F. TUĐMANA U ZADRU - 3. DIONICA
PROJEKTANT	ANTE UGLEŠIĆ dipl.ing.grad. <i>Ante Uglešić</i>	SASTAV CRTEŽA	POTPORNI ZID br. 11 (0+959.20)
PROJEKTANT SURADNIK	NIKOLINA UGLEŠIĆ mag.ing.aedif. <i>Nikolina Uglešić</i>	FAZA	izvedbeni ZAJEDNIČKA OZNAKA I.O. 11704-3
SURADNIK	IVAN MATAČIN ing.grad. <i>Ivan Matačin</i>	MJERILO	1:50 TEHNIČKI DNEVNIK 2013
		DATUM	lipanj 2020. BROJ NACRTA 11

IZVAN OBUHVATA

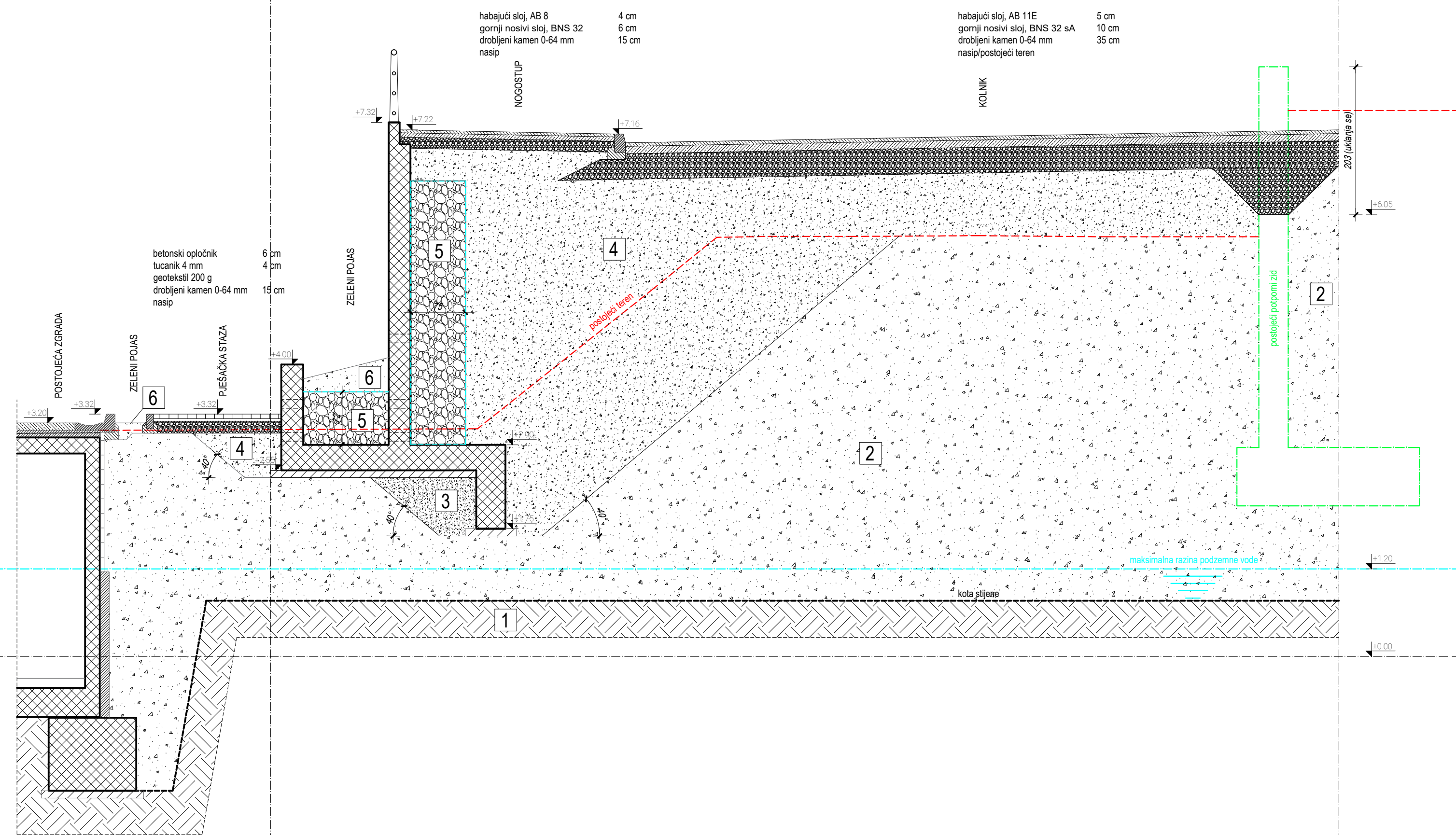
UNUTAR OBUHVATA

GANICA OBUHVATA

OS KOLNIKA

REKONSTRUKCIJA ULICE DR. FRANJE TUĐMANA U ZADRU - 3. DIONICA (od stac. 0+781,18 do stac. 1+244,65)

POTPORNI ZID br. 12 (0+962.82) 1:50



NAPOMENA:
 - Sve prikazane visinske kote date su u HDKS koordinatnom sustavu.
 - Kod potpornih zidova koji se izvode na nasipu, zbijenost temeljnog tla ispod sloja podbetona mora biti veća od 100 MN/m².
 - Kod potpornih zidova koji se izvode na stijeni sloj podbetona se izvodi na očišćenju plohi nosive stijene.

- LEGENDA:**
- MATERIJAL 1:** slaba stijenska masa kora trošenja (izrazito okršeni vapnenci s pukotinama) ($\gamma_K=24.0$ kN/m³, CK=120 kPa, $\phi_K=10^\circ$, ED=365 MPa).
 - MATERIJAL 2:** Rastrošeni silit pod utjecajem podzemne vode (organsko tlo) i/ili glinovite naslage, kameno kršje s zemljom crvenicom ($\gamma_K=18.0$ kN/m³, CK=32 kPa, $\phi_K=10^\circ$, ED=159 MPa).
 - MATERIJAL 3:** Nasip ispod temeljne stope izveden od kamenitih materijala ($\gamma_K=23.0$ kN/m³, CK=0.0 kPa, $\phi_K=40^\circ$). Zbijenost ovog nasipa na vrhu mora biti veća od 100 MN/m². Nasip se izvodi u slojevima maksimalne debljine 50.0 cm i zbjija se vibrovaljcima.
 - MATERIJAL 4:** Nasip ispred i iza potpornog zida izveden od kamenitih materijala ($\gamma_K=23.0$ kN/m³, CK=0.0 kPa, $\phi_K=40^\circ$). Zbijenost ovog nasipa na vrhu mora biti veća od 80 MN/m². Nasip se izvodi u slojevima maksimalne debljine 80.0 cm i zbjija se vibrovaljcima.
 - MATERIJAL 5:** Drenažni nasip nekoherentnim kamenitim materijalom (tucanikom) frakcije 32-64 mm. Drenažni nasip mora biti sa svih strana oмотан geotekstilom težine 300 g/m².
 - MATERIJAL 6:** Humus (plodna zemlja – organsko tlo).
 - MATERIJAL 7:** Podbeton C12/15.

D&Z d.o.o. PROJECTING - CONSULTING - ENGINEERING Jerolima Vidulića 7, Zadar, tel:023/22 08 60 E - mail: info@d-and-z.hr	INVESTITOR	GRAD ZADAR Narodni trg 1, 23000 Zadar	
	GRADEVINA	REKONSTRUKCIJA ULICE DR. F. TUĐMANA U ZADRU - 3. DIONICA	
PROJEKTANT	ANTE UGLEŠIĆ dipl.ing.grad. <i>Ante Uglješić</i>	SASTAV CRTEŽA	
PROJEKTANT SURADNIK	NIKOLINA UGLEŠIĆ mag.ing.aedif. <i>N. Uglješić</i>	FAZA	
SURADNIK	IVAN MATAČIN ing.grad. <i>Ivan Matačin</i>	izvedbeni	
		ZAJEDNIČKA OZNAKA	I.O. 11704-3
		MJERILO	1:50
		TEHNIČKI DNEVNIK	2013
		DATUM	lipanj 2020.
		BROJ NACRTA	12

IZVAN OBUHVATA

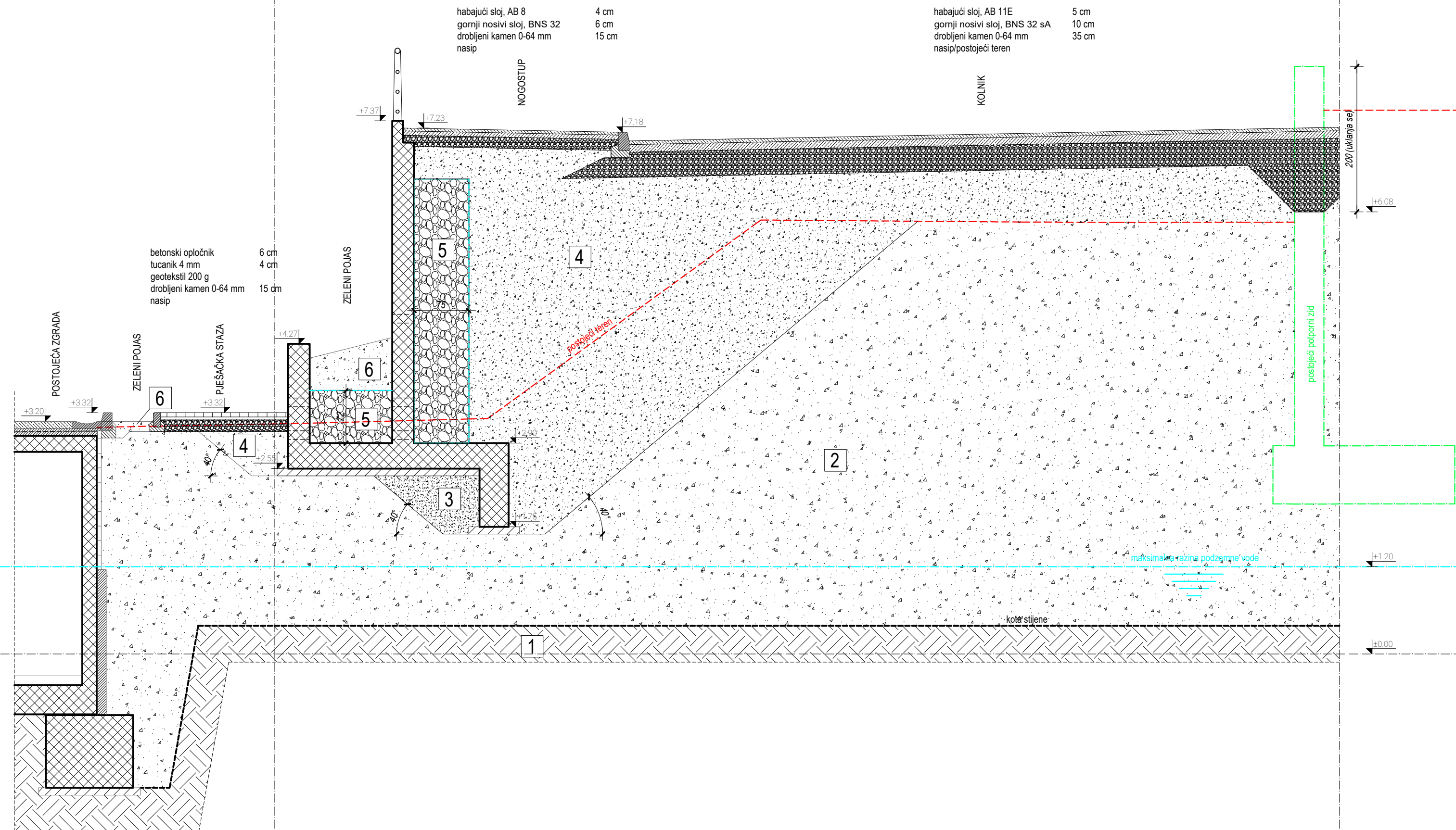
GANICA OBUHVATA

UNUTAR OBUHVATA

OS KOLNIKA

REKONSTRUKCIJA ULICE DR. FRANJE TUĐMANA U ZADRU - 3. DIONICA (od stac. 0+781,18 do stac. 1+244,65)

POTPORNI ZID br. 13
(0+968.64)
1:50



NAPOMENA:

- Sve prikazane visinske kote date su u HDKS koordinatnom sustavu.
- Kod potpornih zidova koji se izvode na nasipu, zbijenost temeljnog tla ispod sloja podbetona mora biti veća od 100 MN/m².
- Kod potpornih zidova koji se izvode na stijeni sloj podbetona se izvodi na očišćenju plohi nosive stijene.

LEGENDA:

- MATERIJAL 1: slaba stijenska masa kora trošenja (izrazito okršeni vapnenci s pukotinama) ($\gamma_K=24.0$ kN/m³, CK=120 kPa, $\phi_K=10^\circ$, ED=365 MPa).
- MATERIJAL 2: Rastrošeni siliti pod utjecajem podzemne vode (organsko tlo) i/ili glinovite naslage, kameno kršje s zemljom crvenicom ($\gamma_K=18.0$ kN/m³, CK=32 kPa, $\phi_K=10^\circ$, ED=159 MPa).
- MATERIJAL 3: Nasip ispod temeljne stope izveden od kamenitih materijala ($\gamma_K=23.0$ kN/m³, CK=0.0 kPa, $\phi_K=40^\circ$). Zbijenost ovog nasipa na vrhu mora biti veća od 100 MN/m². Nasip se izvodi u slojevima maksimalne debljine 50.0 cm i zbija se vibrovaljcima.
- MATERIJAL 4: Nasip ispred i iza potpornog zida izveden od kamenitih materijala ($\gamma_K=23.0$ kN/m³, CK=0.0 kPa, $\phi_K=40^\circ$). Zbijenost ovog nasipa na vrhu mora biti veća od 80 MN/m². Nasip se izvodi u slojevima maksimalne debljine 80.0 cm i zbija se vibrovaljcima.
- MATERIJAL 5: Drenažni nasip nekoherentnim kamenitim materijalom (tucanikom) frakcije 32-64 mm. Drenažni nasip mora biti sa svih strana oмотан geotekstilom težine 300 g/m².
- MATERIJAL 6: Humus (plodna zemlja – organsko tlo).
- MATERIJAL 7: Podbeton C12/15.

D&Z

D&Z d.o.o. PROJECTING - CONSULTING - ENGINEERING
Jerolim Vidulića 7, Zadar, tel:023/22 08 60
E - mail: info@d-and-z.hr

PROJEKTANT

ANTE UGLEŠIĆ dipl.ing.grad. *Ante Uglešić*

PROJEKTANT SURADNIK

NIKOLINA UGLEŠIĆ mag.ing.aedif. *Nikolina Uglešić*

SURADNIK

IVAN MATAČIN ing.grad. *Ivan Matačin*

INVESTITOR

GRAD ZADAR
Narodni trg 1, 23000 Zadar

GRADEVINA

REKONSTRUKCIJA ULICE DR. F. TUĐMANA
U ZADRU - 3. DIONICA

SASTAV CRTEŽA

POTPORNI ZID br. 13 (0+968.64)

FAZA

izvedbeni ZAJEDNIČKA OZNAKA I.O. 11704-3

MJERILO

1:50 TEHNIČKI DNEVNIK 2013

DATUM

lipanj 2020. BROJ NACRTA 13

IZVAN OBUHVATA

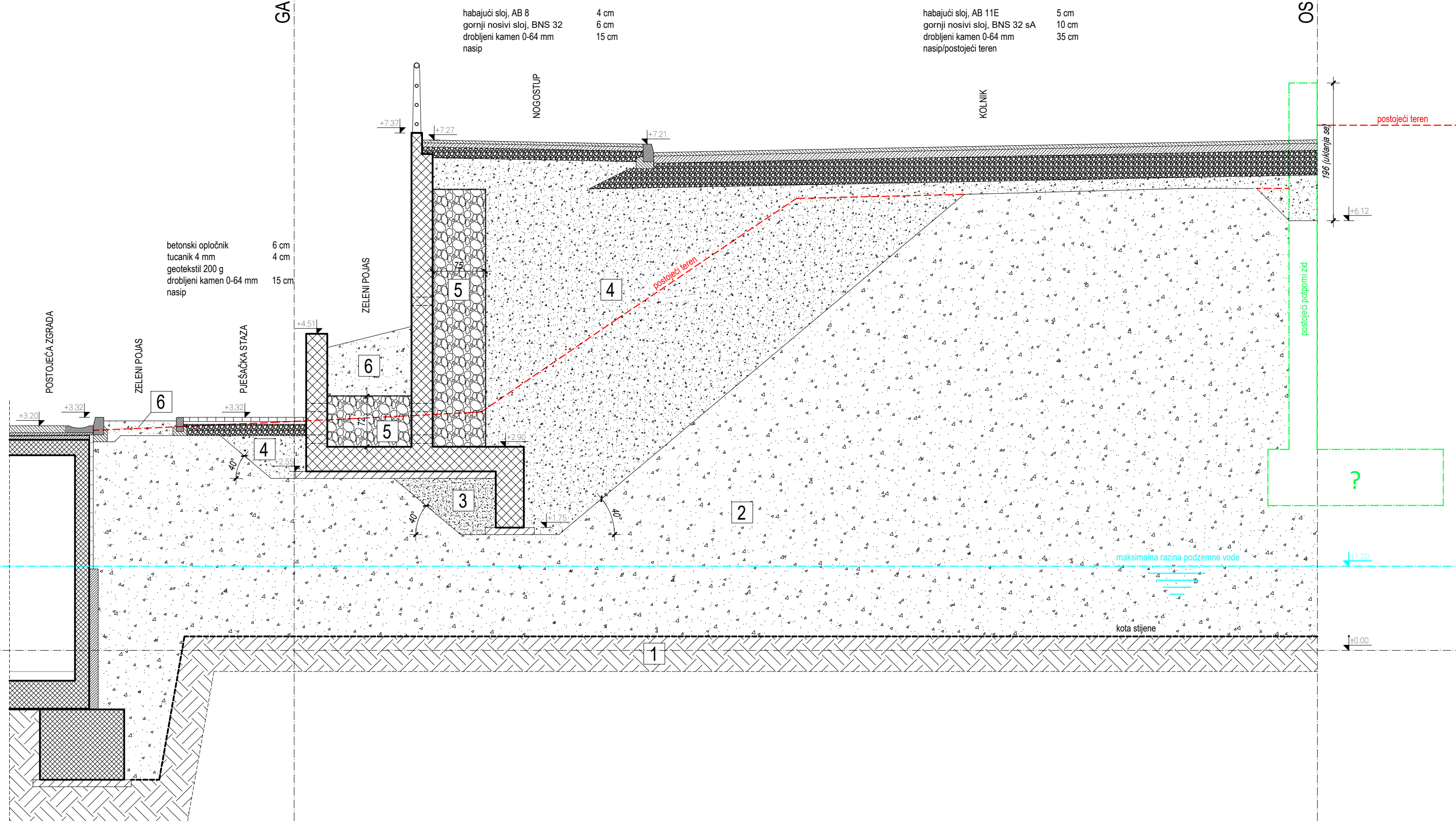
UNUTAR OBUHVATA

GANICA OBUHVATA

OS KOLNIKA

REKONSTRUKCIJA ULICE DR. FRANJE TUĐMANA U ZADRU - 3. DIONICA (od stac. 0+781,18 do stac. 1+244,65)

POTPORNI ZID br. 14 (0+973.26) 1:50



NAPOMENA:

- Sve prikazane visinske kote date su u HDKS koordinatnom sustavu.
- Kod potpornih zidova koji se izvedu na nasipu, zbijenost temeljnog tla ispod sloja podbetona mora biti veća os 100 MN/m².
- Kod potpornih zidova koji se izvedu na stijeni sloj podbetona se izvodi na očišćenju plohi nosive stijene.

LEGENDA:

- MATERIJAL 1:** slaba stijenska masa kora trošenja (izrazito okršeni vapnenci s pukotinama) ($\gamma_K=24.0$ kN/m³, CK=120 kPa, $\phi_K=10^\circ$, ED=365 MPa).
- MATERIJAL 2:** Rastrošeni silit pod utjecajem podzemne vode (organsko tlo) i/ili glinovite naslage, kameno kršje s zemljom crvenicom ($\gamma_K=18.0$ kN/m³, CK=32 kPa, $\phi_K=10^\circ$, ED=159 MPa).
- MATERIJAL 3:** Nasip ispod temeljne stope izveden od kamenitih materijala ($\gamma_K=23.0$ kN/m³, CK=0.0 kPa, $\phi_K=40^\circ$). Zbijenost ovog nasipa na vrhu mora biti veća od 100 MN/m². Nasip se izvodi u slojevima maksimalne debljine 50.0 cm i zbija se vibrovaljcima.
- MATERIJAL 4:** Nasip ispred i iza potpornog zida izveden od kamenitih materijala ($\gamma_K=23.0$ kN/m³, CK=0.0 kPa, $\phi_K=40^\circ$). Zbijenost ovog nasipa na vrhu mora biti veća od 80 MN/m². Nasip se izvodi u slojevima maksimalne debljine 80.0 cm i zbija se vibrovaljcima.
- MATERIJAL 5:** Drenažni nasip nekoherentnim kamenitim materijalom (tucanikom) frakcije 32-64 mm. Drenažni nasip mora biti sa svih strana oмотан geotekstilom težine 300 g/m².
- MATERIJAL 6:** Humus (plodna zemlja – organsko tlo).
- MATERIJAL 7:** Podbeton C12/15.

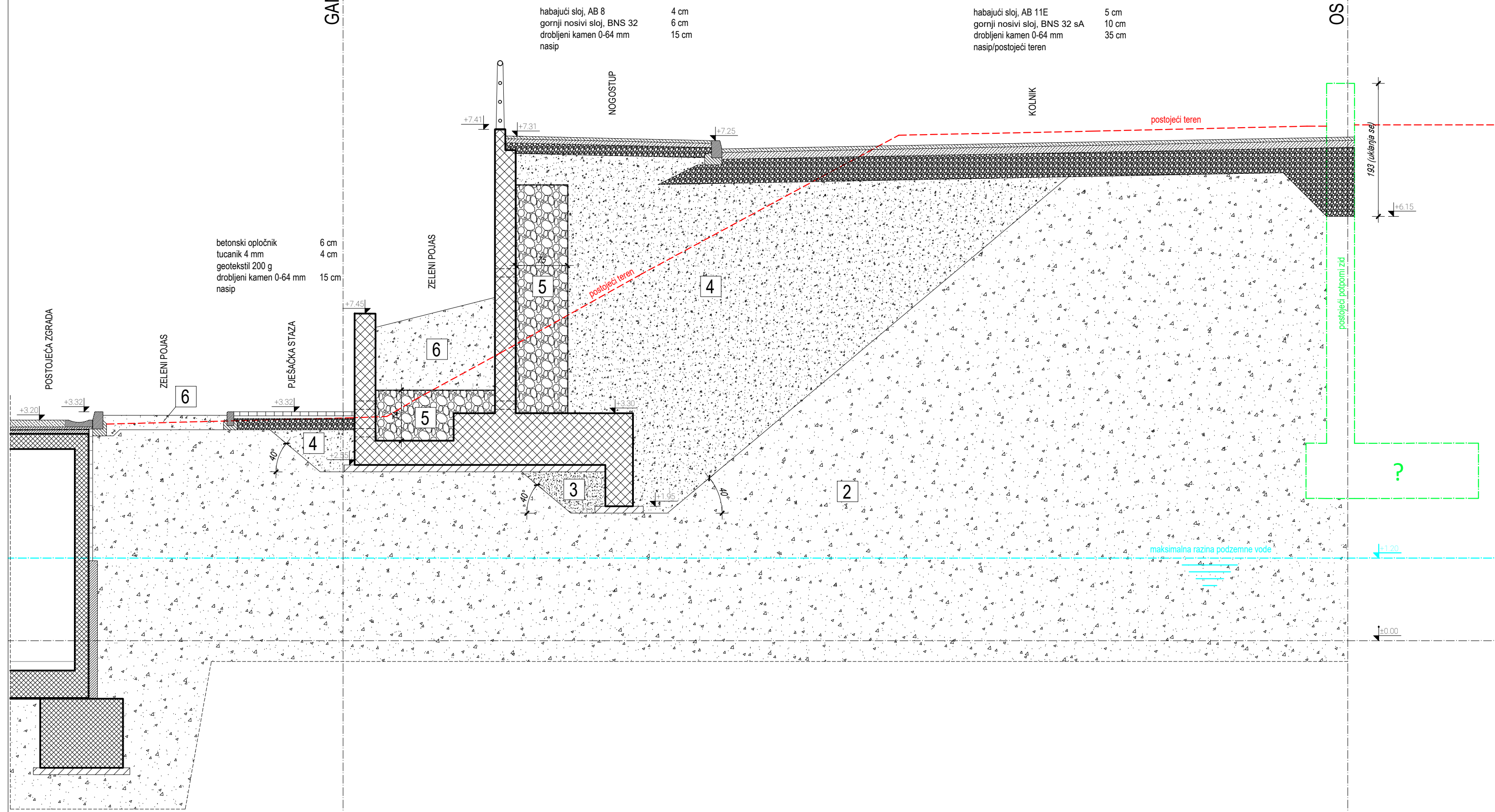
	D&Z d.o.o. PROJECTING - CONSULTING - ENGINEERING Jerolimna Vidulića 7, Zadar, tel:023/22 08 60 E - mail: info@d-and-z.hr	INVESTITOR	GRAD ZADAR Narodni trg 1, 23000 Zadar
		GRADEVINA	REKONSTRUKCIJA ULICE DR. F. TUĐMANA U ZADRU - 3. DIONICA
PROJEKTANT	ANTE UGLEŠIĆ dipl.ing.grad. <i>Ante Uglješić</i>	SASTAV CRTEŽA	POTPORNI ZID br. 14 (0+973.26)
PROJEKTANT SURADNIK	NIKOLINA UGLEŠIĆ mag.ing.aedif. <i>N. Uglješić</i>	FAZA	izvedbeni
SURADNIK	IVAN MATACIN ing.grad. <i>Ivan Matacin</i>	ZAJEDNIČKA OZNAKA	I.O. 11704-3
		MJERILO	1:50
		TEHNIČKI DNEVNIK	2013
		DATUM	lipanj 2020.
		BROJ NACRTA	14

IZVAN OBUHVATA

UNUTAR OBUHVATA

GANICA OBUHVATA

OS KOLNIKA



habajući sloj, AB 8 4 cm
gornji nosivi sloj, BNS 32 6 cm
drobljeni kamen 0-64 mm 15 cm
nasip

habajući sloj, AB 11E 5 cm
gornji nosivi sloj, BNS 32 sa 10 cm
drobljeni kamen 0-64 mm 35 cm
nasip/postojeći teren

betonski opločnik 6 cm
tucanik 4 mm 4 cm
geotekstil 200 g
drobljeni kamen 0-64 mm 15 cm
nasip

REKONSTRUKCIJA ULICE DR. FRANJE TUĐMANA U ZADRU - 3. DIONICA (od stac. 0+781,18 do stac. 1+244,65)

POTPORNI ZID br. 15 (0+977.52) 1:50

NAPOMENA:
- Sve prikazane visinske kote date su u HDKS koordinatnom sustavu.
- Kod potpornih zidova koji se izvedu na nasipu, zbijenost temeljnog tla ispod sloja podbetona mora biti veća od 100 MN/m².
- Kod potpornih zidova koji se izvedu na stijeni sloj podbetona se izvodi na očišćenju plohi nosive stijene.

- LEGENDA:**
- MATERIJAL 1:** slaba stijenska masa kora trošenja (izrazito okršeni vapnenci s pukotinama) ($\gamma_K=24.0$ kN/m³, CK=120 kPa, $\phi_K=10^\circ$, ED=365 MPa).
 - MATERIJAL 2:** Rastrošeni silit pod utjecajem podzemne vode (organsko tlo) i/ili glinovite naslage, kameno kršje s zemljom crvenicom ($\gamma_K=18.0$ kN/m³, CK=32 kPa, $\phi_K=10^\circ$, ED=159 MPa).
 - MATERIJAL 3:** Nasip ispod temeljne stope izveden od kamenitih materijala ($\gamma_K=23.0$ kN/m³, CK=0.0 kPa, $\phi_K=40^\circ$). Zbijenost ovog nasipa na vrhu mora biti veća od 100 MN/m². Nasip se izvodi u slojevima maksimalne debljine 50.0 cm i zbjija se vibrovaljcima.
 - MATERIJAL 4:** Nasip ispred i iza potpornog zida izveden od kamenitih materijala ($\gamma_K=23.0$ kN/m³, CK=0.0 kPa, $\phi_K=40^\circ$). Zbijenost ovog nasipa na vrhu mora biti veća od 80 MN/m². Nasip se izvodi u slojevima maksimalne debljine 80.0 cm i zbjija se vibrovaljcima.
 - MATERIJAL 5:** Drenažni nasip nekoherentnim kamenitim materijalom (tucanikom) frakcije 32-64 mm. Drenažni nasip mora biti sa svih strana oмотан geotekstilom težine 300 g/m².
 - MATERIJAL 6:** Humus (plodna zemlja – organsko tlo).
 - MATERIJAL 7:** Podbeton C12/15.

	D&Z d.o.o. PROJECTING - CONSULTING - ENGINEERING Jerolima Vidulića 7, Zadar, tel:023/22 08 60 E - mail: info@d-and-z.hr	INVESTITOR	GRAD ZADAR Narodni trg 1, 23000 Zadar
		GRADEVINA	REKONSTRUKCIJA ULICE DR. F. TUĐMANA U ZADRU - 3. DIONICA
PROJEKTANT	ANTE UGLEŠIĆ dipl.ing.grad. <i>Ante Uglješić</i>	SASTAV CRTEŽA	POTPORNI ZID br. 15 (0+977.52)
PROJEKTANT SURADNIK	NIKOLINA UGLEŠIĆ mag.ing.aedif. <i>N. Uglješić</i>	FAZA	izvedbeni
SURADNIK	IVAN MATAČIN ing.grad. <i>Ivan Matačin</i>	ZAJEDNIČKA OZNAKA	I.O. 11704-3
		MJERILO	1:50
		TEHNIČKI DNEVNIK	2013
		DATUM	lipanj 2020.
		BROJ NACRTA	15

IZVAN OBUHVATA

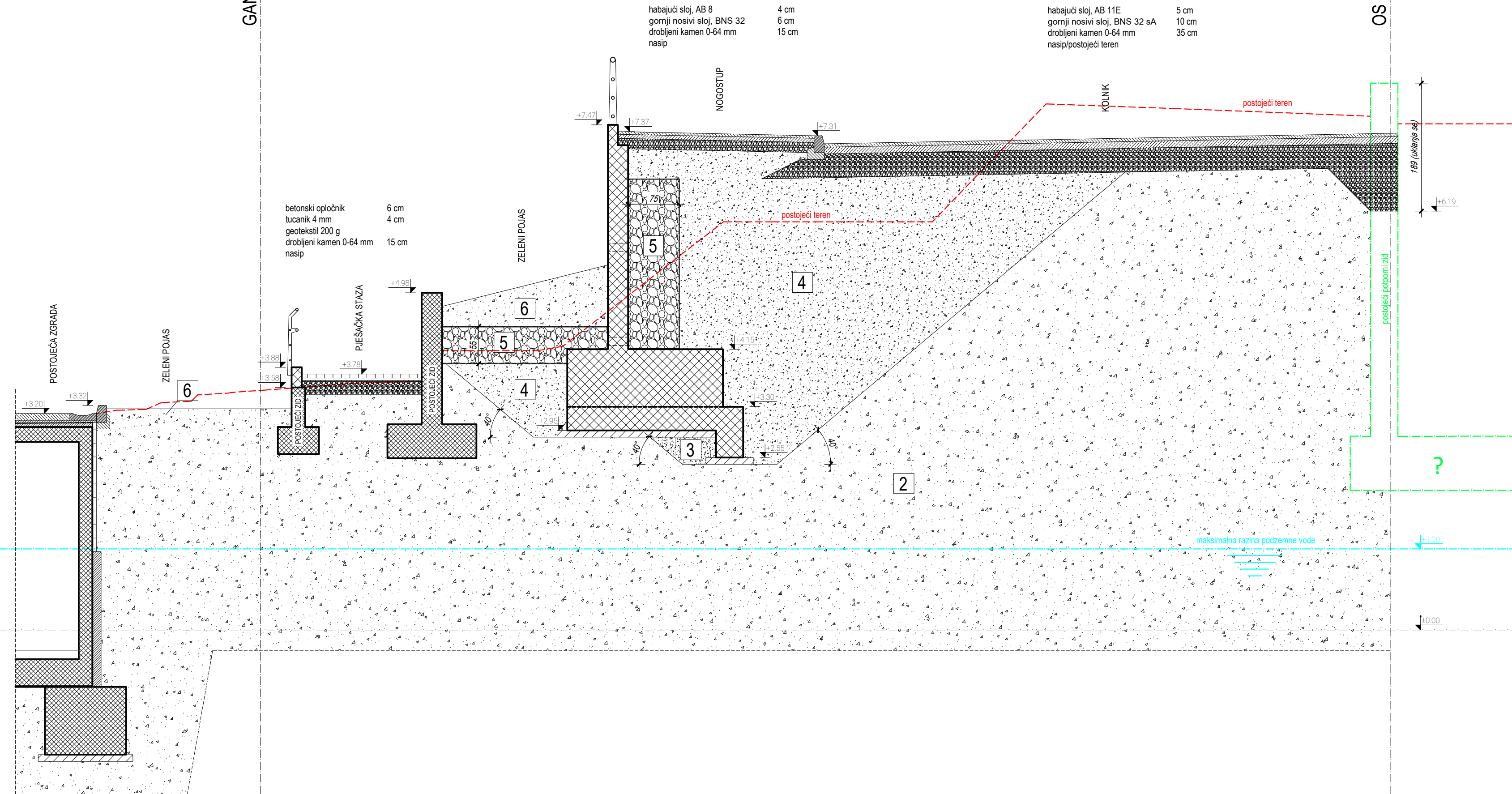
UNUTAR OBUHVATA

GANICA OBUHVATA

OS KOLINIKA

REKONSTRUKCIJA ULICE DR. FRANJE TUĐMANA U ZADRU - 3. DIONICA (od stac. 0+781,18 do stac. 1+244,65)

POTPORNI ZID br. 16
(0+982.77)
1:50



NAPOMENA:

- Sve prikazane visinske kote date su u HDKS koordinatnom sustavu.
- Kod potpornih zidova koji se izvode na nasipu, zbijenost temeljnog tla ispod sloja podbetona mora biti veća od 100 MN/m².
- Kod potpornih zidova koji se izvode na stijeni sloj podbetona se izvodi na očišćenju plohi nosive stijene.

LEGENDA:

- MATERIJAL 1: slaba stijenska masa kora trošenja (izrazito okršeni vapnenci s pukotinama) ($\gamma_K=24.0$ kN/m³, CK=120 kPa, $\phi_K=10^\circ$, ED=365 MPa).
- MATERIJAL 2: Rastrošeni silit pod utjecajem podzemne vode (organsko tlo) i/ili glinovite naslage, kameno kršje s zemljom crvenicom ($\gamma_K=18.0$ kN/m³, CK=32 kPa, $\phi_K=10^\circ$, ED=159 MPa).
- MATERIJAL 3: Nasip ispod temeljne stope izveden od kamenitih materijala ($\gamma_K=23.0$ kN/m³, CK=0.0 kPa, $\phi_K=40^\circ$). Zbijenost ovog nasipa na vrhu mora biti veća od 100 MN/m². Nasip se izvodi u slojevima maksimalne debljine 50.0 cm i zbjija se vibrovaljcima.
- MATERIJAL 4: Nasip ispred i iza potpornog zida izveden od kamenitih materijala ($\gamma_K=23.0$ kN/m³, CK=0.0 kPa, $\phi_K=40^\circ$). Zbijenost ovog nasipa na vrhu mora biti veća od 80 MN/m². Nasip se izvodi u slojevima maksimalne debljine 80.0 cm i zbjija se vibrovaljcima.
- MATERIJAL 5: Drenažni nasip nekoherentnim kamenitim materijalom (tucanikom) frakcije 32-64 mm. Drenažni nasip mora biti sa svih strana oмотan geotekstilom težine 300 g/m².
- MATERIJAL 6: Humus (plodna zemlja – organsko tlo).
- MATERIJAL 7: Podbeton C12/15.

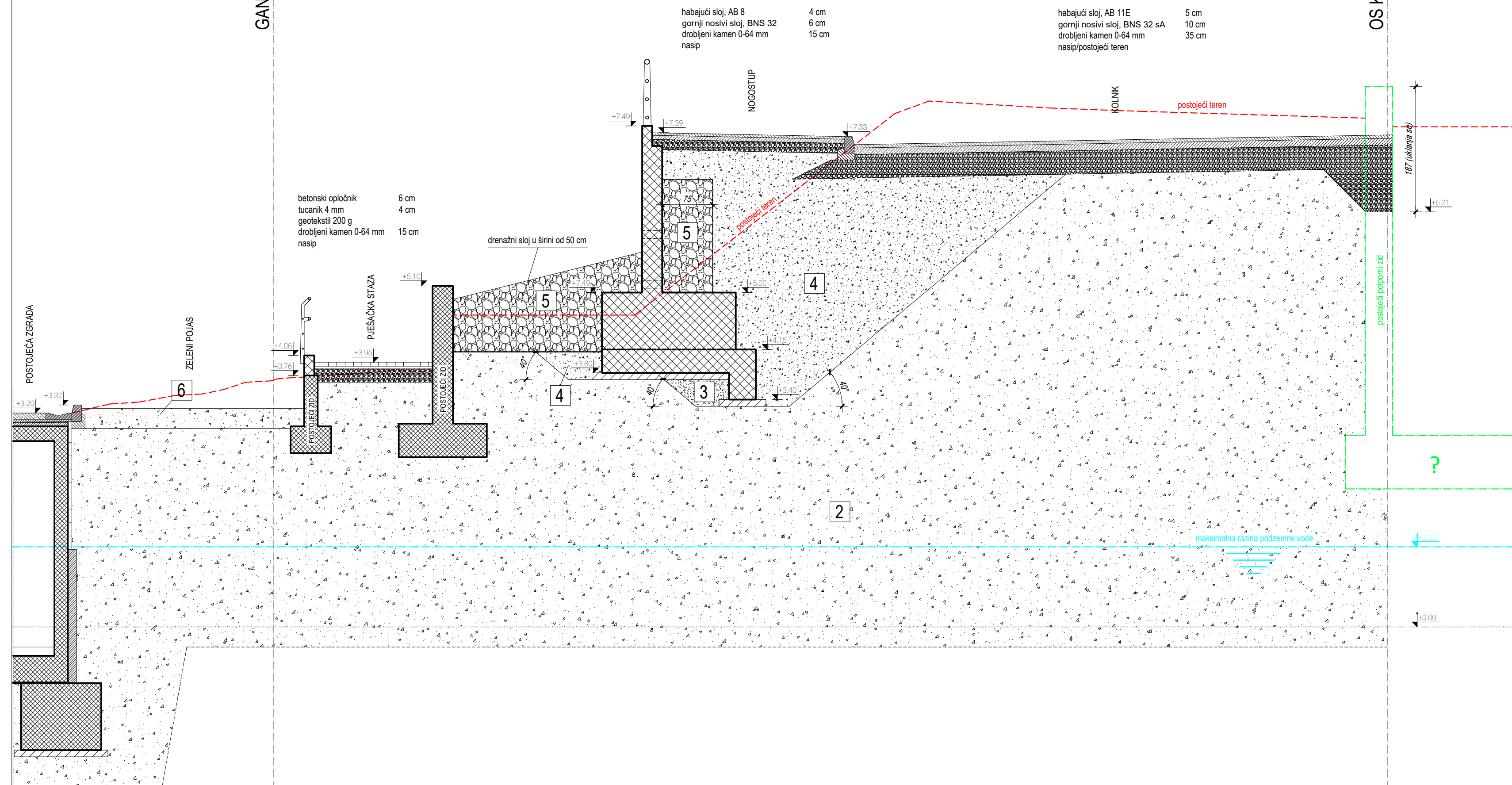
	D&Z d.o.o. PROJECTING - CONSALTING - ENGINEERING Jerolima Vidulića 7, Zadar, tel.023/22 08 60 E - mail: info@d-and-z.hr	INVESTITOR GRAD ZADAR Narodni trg 1, 23000 Zadar
	GRADEVINA REKONSTRUKCIJA ULICE DR. F. TUĐMANA U ZADRU - 3. DIONICA	SASTAV CRTEŽA POTPORNI ZID br. 16 (0+982.77)
PROJEKTANT ANTE UGLEŠIĆ dipl.ing.grad.	FAZA izvedbeni	ZAJEDNIČKA OZNAKA I.O. 11704-3
PROJEKTANT SURADNIK NIKOLINA UGLEŠIĆ mag.ing.aedif.	MJERILO 1:50	TEHNIČKI DNEVNIK 2013
SURADNIK IVAN MATACIN ing.grad.	DATUM lipanj 2020.	BROJ NACRTA 16

IZVAN OBUHVATA

UNUTAR OBUHVATA

GANICA OBUHVATA

OS KOLINIKA



REKONSTRUKCIJA ULICE DR. FRANJE TUĐMANA U ZADRU - 3. DIONICA

(od stac. 0+781,18 do stac. 1+244,65)

POTPORNI ZID br. 16
(0+985.32)
1:50

NAPOMENA:
- Sve prikazane visinske kote date su u HDKS koordinatnom sustavu.
- Kod potpornih zidova koji se izvode na nasipu, zbijenost temeljnog tla ispod sloja podbetona mora biti veća os 100 MN/m².
- Kod potpornih zidova koji se izvode na stijeni sloj podbetona se izvodi na očišćenju plohi nosive stijene.

- LEGENDA:
- MATERIJAL 1: slaba stijenska masa kora trošenja (izrazito okršeni vapnenci s pukotinama) ($\gamma_K=24.0$ kN/m³, CK=120 kPa, $\phi_K=10^\circ$, ED=365 MPa).
 - MATERIJAL 2: Rastrošeni silit pod utjecajem podzemne vode (organsko tlo) i/ili glinovite naslage, kameno kršje s zemljom crvenicom ($\gamma_K=18.0$ kN/m³, CK=32 kPa, $\phi_K=10^\circ$, ED=159 MPa).
 - MATERIJAL 3: Nasip ispod temeljne stope izveden od kamenitih materijala ($\gamma_K=23.0$ kN/m³, CK=0.0 kPa, $\phi_K=40^\circ$). Zbijenost ovog nasipa na vrhu mora biti veća od 100 MN/m². Nasip se izvodi u slojevima maksimalne debljine 50.0 cm i zbija se vibrovaljcima.
 - MATERIJAL 4: Nasip ispred i iza potpornog zida izveden od kamenitih materijala ($\gamma_K=23.0$ kN/m³, CK=0.0 kPa, $\phi_K=40^\circ$). Zbijenost ovog nasipa na vrhu mora biti veća od 80 MN/m². Nasip se izvodi u slojevima maksimalne debljine 80.0 cm i zbija se vibrovaljcima.
 - MATERIJAL 5: Drenažni nasip nekoherentnim kamenitim materijalom (tucanikom) frakcije 32-64 mm. Drenažni nasip mora biti sa svih strana oмотан geotekstilom težine 300 g/m².
 - MATERIJAL 6: Humus (plodna zemlja – organsko tlo).
 - MATERIJAL 7: Podbeton C12/15.

	D&Z d.o.o. PROJECTING - CONSULTING - ENGINEERING Jerolima Vidulića 7, Zadar, tel.023/22 08 60 E - mail: info@d-and-z.hr	INVESTITOR	GRAD ZADAR Narodni trg 1, 23000 Zadar
	PROJEKTANT ANTE UGLEŠIĆ dipl.ing.grad. <i>Ante Uglješić</i>	GRADEVINA REKONSTRUKCIJA ULICE DR. F. TUĐMANA U ZADRU - 3. DIONICA	SASTAV CRTEŽA
PROJEKTANT SURADNIK NIKOLINA UGLEŠIĆ mag.ing.aedif. <i>Nikolina Uglješić</i>	SURADNIK IVAN MATACIN ing.grad. <i>Ivan Matacin</i>	FAZA izvedbeni	ZAJEDNIČKA OZNAKA I.O. 11704-3
		MJERILO 1:50	TEHNIČKI DNEVNIK 2013
		DATUM lipanj 2020.	BROJ NACRTA 17

IZVAN OBUHVATA

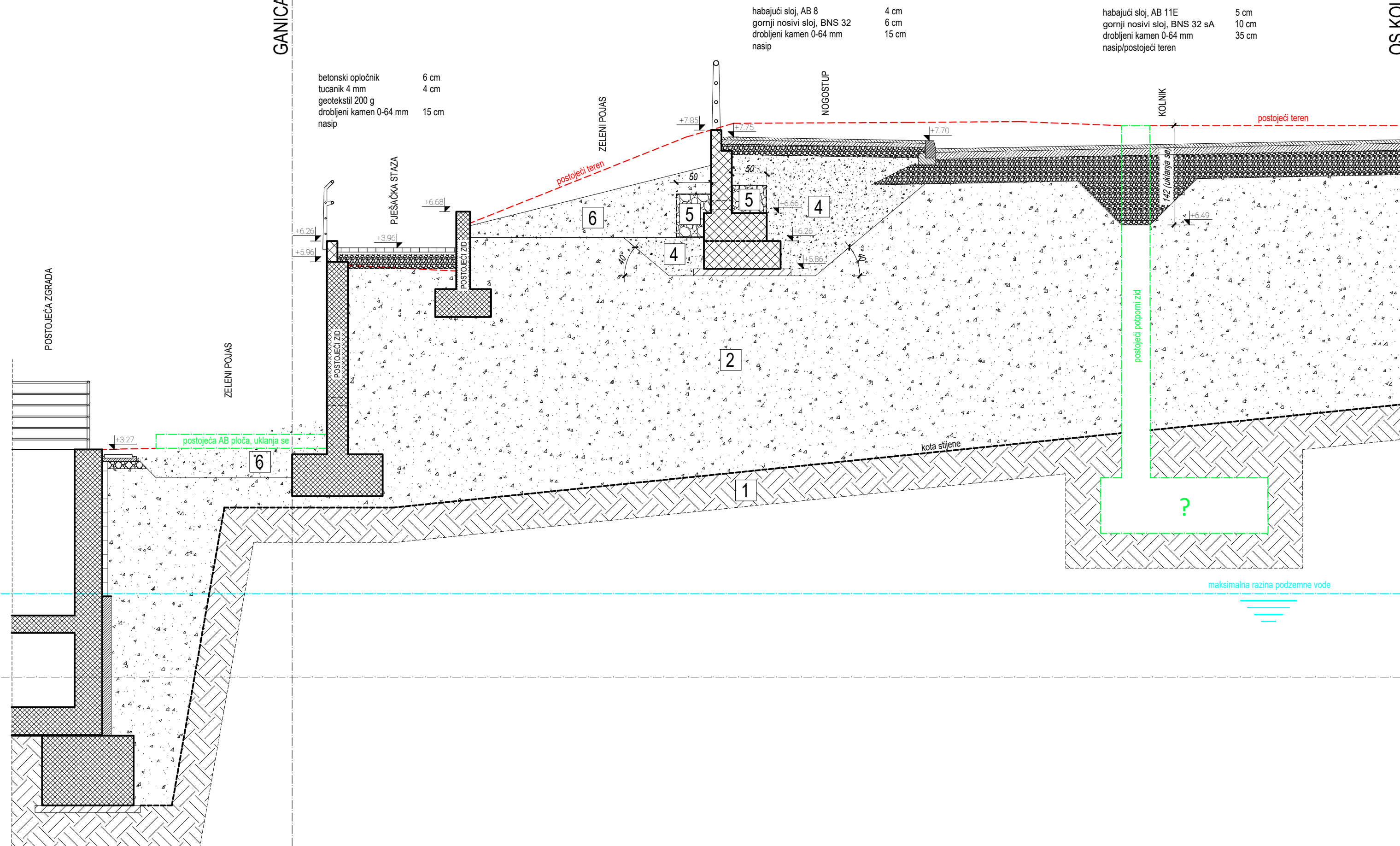
UNUTAR OBUHVATA

OS KOLNIKA

GANICA OBUHVATA

REKONSTRUKCIJA ULICE DR. FRANJE TUĐMANA U ZADRU - 3. DIONICA (od stac. 0+781,18 do stac. 1+244,65)

POTPORNI ZID br. 22
(1+23.01)
1:50



NAPOMENA:

- Sve prikazane visinske kote date su u HDKS koordinatnom sustavu.
- Kod potpornih zidova koji se izvode na nasipu, zbijenost temeljnog tla ispod sloja podbetona mora biti veća os 100 MN/m².
- Kod potpornih zidova koji se izvode na stijeni sloj podbetona se izvodi na očišćenju plohi nosive stijene.

LEGENDA:

- MATERIJAL 1: slaba stijenska masa kora trošenja (izrazito okršeni vapnenci s pukotinama) ($\gamma_K=24.0$ kN/m³, CK=120 kPa, $\phi_K=10^\circ$, ED=365 MPa).
- MATERIJAL 2: Rastrošeni siliti pod utjecajem podzemne vode (organsko tlo) i/ili glinovite naslage, kameno kršje s zemljom crvenicom ($\gamma_K=18.0$ kN/m³, CK=32 kPa, $\phi_K=10^\circ$, ED=159 MPa).
- MATERIJAL 3: Nasip ispod temeljne stope izveden od kamenitih materijala ($\gamma_K=23.0$ kN/m³, CK=0.0 kPa, $\phi_K=40^\circ$). Zbijenost ovog nasipa na vrhu mora biti veća od 100 MN/m². Nasip se izvodi u slojevima maksimalne debljine 50.0 cm i zbija se vibrovaljcima.
- MATERIJAL 4: Nasip ispred i iza potpornog zida izveden od kamenitih materijala ($\gamma_K=23.0$ kN/m³, CK=0.0 kPa, $\phi_K=40^\circ$). Zbijenost ovog nasipa na vrhu mora biti veća od 80 MN/m². Nasip se izvodi u slojevima maksimalne debljine 80.0 cm i zbija se vibrovaljcima.
- MATERIJAL 5: Drenažni nasip nekoherentnim kamenitim materijalom (tucanikom) frakcije 32-64 mm. Drenažni nasip mora biti sa svih strana oмотан geotekstilom težine 300 g/m².
- MATERIJAL 6: Humus (plodna zemlja – organsko tlo).
- MATERIJAL 7: Podbeton C12/15.

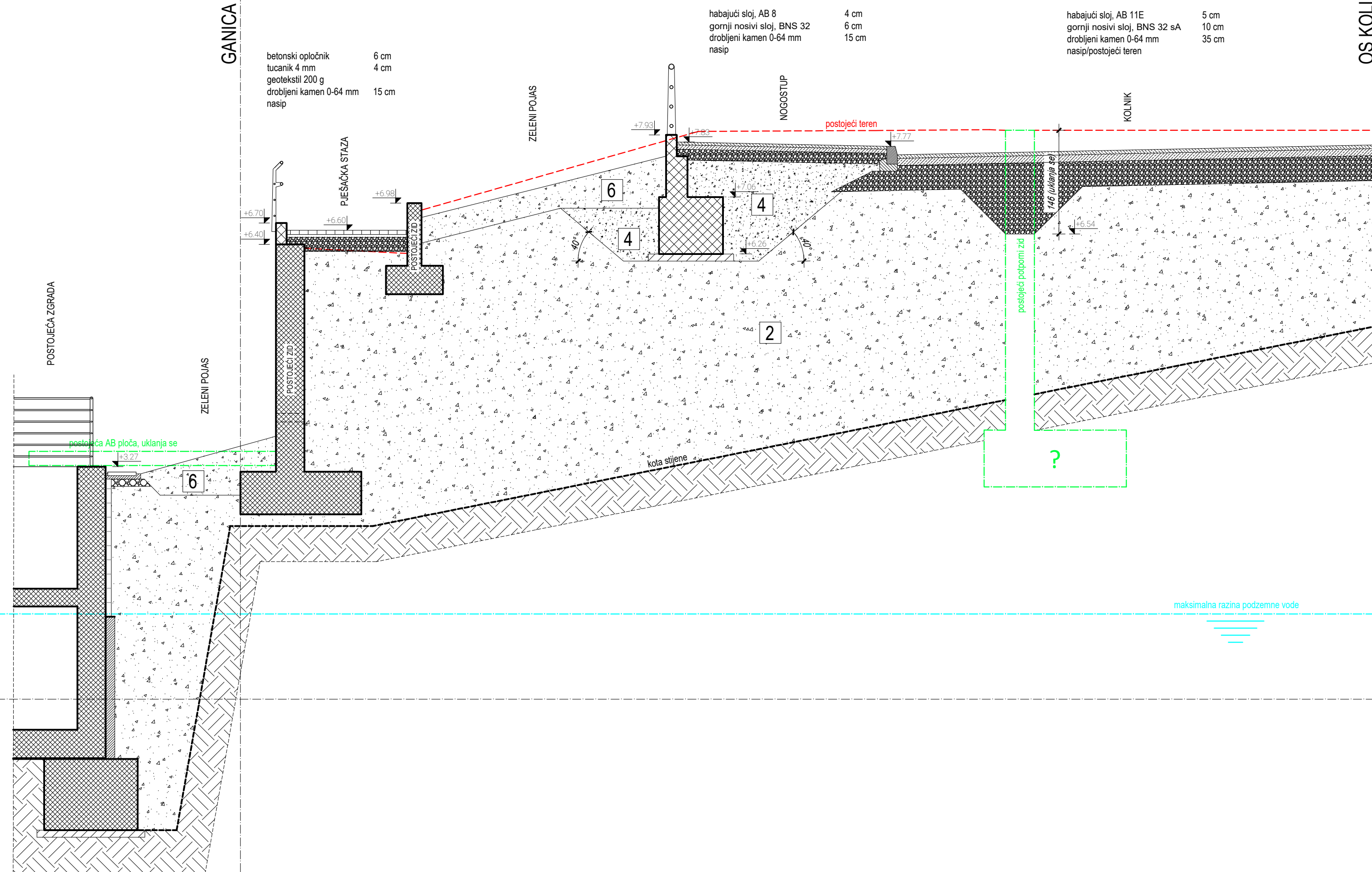
	D&Z d.o.o. PROJECTING - CONSULTING - ENGINEERING Jerolima Vidulića 7, Zadar, tel.023/22 08 60 E - mail: info@d-and-z.hr	INVESTITOR	GRAD ZADAR Narodni trg 1, 23000 Zadar	
		GRADEVINA	REKONSTRUKCIJA ULICE DR. F. TUĐMANA U ZADRU - 3. DIONICA	
PROJEKTANT	ANTE UGLEŠIĆ dipl.ing.grad. <i>Ante Uglješić</i>	SASTAV CRTEŽA	POTPORNI ZID br. 22 (1+23.01)	
PROJEKTANT SURADNIK	NIKOLINA UGLEŠIĆ mag.ing.aedif. <i>N. Uglješić</i>	FAZA	izvedbeni	ZAJEDNIČKA OZNAKA I.O. 11704-3
SURADNIK	IVAN MATACIN ing.grad. <i>Ivan Matacin</i>	MJERILO	1:50	TEHNIČKI DNEVNIK 2013
		DATUM	lipanj 2020.	BROJ NACRTA 18

IZVAN OBUHVATA

UNUTAR OBUHVATA

GANICA OBUHVATA

OS KOLNIKA



betonski opločnik 6 cm
tucanik 4 mm 4 cm
geotekstil 200 g
drobljeni kamen 0-64 mm 15 cm
nasip








habajući sloj, AB 8 4 cm
gornji nosivi sloj, BNS 32 6 cm
drobljeni kamen 0-64 mm 15 cm
nasip


habajući sloj, AB 11E 5 cm
gornji nosivi sloj, BNS 32 sA 10 cm
drobljeni kamen 0-64 mm 35 cm
nasip/postojeći teren

REKONSTRUKCIJA ULICE DR. FRANJE TUĐMANA U ZADRU - 3. DIONICA (od stac. 0+781,18 do stac. 1+244,65)

POTPORNI ZID br. 23 (1+29.56) 1:50

NAPOMENA:
- Sve prikazane visinske kote date su u HDKS koordinatnom sustavu.
- Kod potpornih zidova koji se izvode na nasipu, zbijenost temeljnog tla ispod sloja podbetona mora biti veća os 100 MN/m2.
- Kod potpornih zidova koji se izvode na stijeni sloj podbetona se izvodi na očišćenju plohi nosive stijene.

- LEGENDA:**
-  **MATERIJAL 1:** slaba stijenska masa kora trošenja (izrazito okršeni vapnenci s pukotinama) ($\gamma_K=24.0$ kN/m³, CK=120 kPa, $\phi_K=10^\circ$, ED=365 MPa).
 -  **MATERIJAL 2:** Rastrošeni siltit pod utjecajem podzemne vode (organsko tlo) i/ili glinovite naslage, kameno kršje s zemljom crvenicom ($\gamma_K=18.0$ kN/m³, CK=32 kPa, $\phi_K=10^\circ$, ED=159 MPa).
 -  **MATERIJAL 3:** Nasip ispod temeljne stope izveden od kamenitih materijala ($\gamma_K=23.0$ kN/m³, CK=0.0 kPa, $\phi_K=40^\circ$). Zbijenost ovog nasipa na vrhu mora biti veća od 100 MN/m2. Nasip se izvodi u slojevima maksimalne debljine 50.0 cm i zbija se vibrvaljcima.
 -  **MATERIJAL 4:** Nasip ispred i iza potpornog zida izveden od kamenitih materijala ($\gamma_K=23.0$ kN/m³, CK=0.0 kPa, $\phi_K=40^\circ$). Zbijenost ovog nasipa na vrhu mora biti veća od 80 MN/m2. Nasip se izvodi u slojevima maksimalne debljine 80.0 cm i zbija se vibrvaljcima.
 -  **MATERIJAL 5:** Drenažni nasip nekoherentnim kamenitim materijalom (tucanikom) frakcije 32-64 mm. Drenažni nasip mora biti sa svih strana oмотан geotekstilom težine 300 g/m2.
 -  **MATERIJAL 6:** Humus (plodna zemlja – organsko tlo).
 -  **MATERIJAL 7:** Podbeton C12/15.

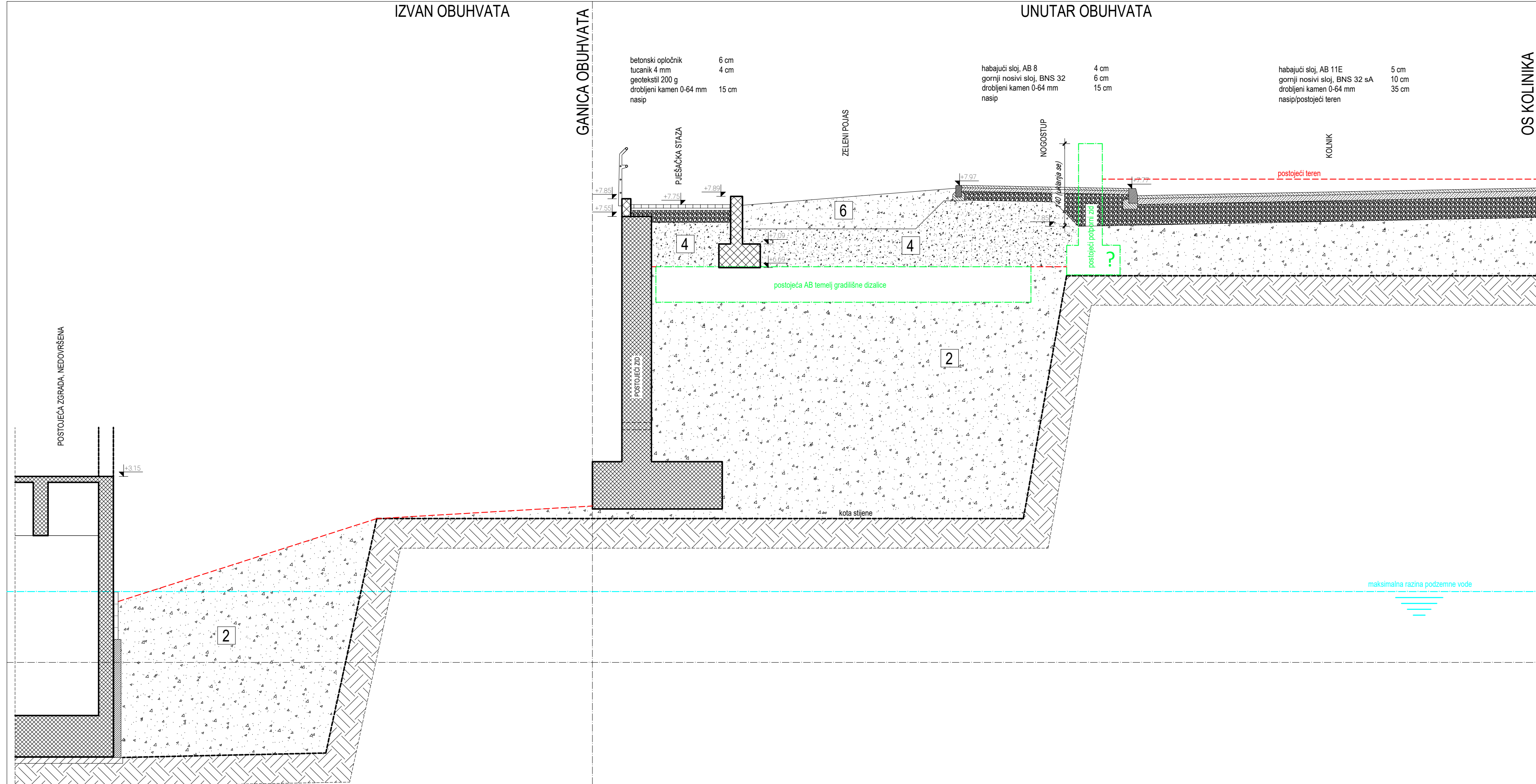
 D&Z d.o.o. PROJECTING - CONSULTING - ENGINEERING Jerolima Vidulića 7, Zadar, tel:023/22 08 60 E - mail: info@d-and-z.hr	INVESTITOR	GRAD ZADAR Narodni trg 1, 23000 Zadar	
	GRADEVINA	REKONSTRUKCIJA ULICE DR. F. TUĐMANA U ZADRU - 3. DIONICA	
PROJEKTANT	ANTE UGLEŠIĆ dipl.ing.grad. <i>Ante Uglješić</i>	SASTAV CRTEŽA	POTPORNI ZID br. 23 (1+29.56)
PROJEKTANT SURADNIK	NIKOLINA UGLEŠIĆ mag.ing.aedif. <i>N. Uglješić</i>	FAZA	izvedbeni
SURADNIK	IVAN MATACIN ing.grad. <i>Ivan Matacin</i>	MJERILO	1:50
		TEHNIČKI DNEVNIK	I.O. 11704-3
		DATUM	lipanj 2020.
		BROJ NACRTA	19

IZVAN OBUHVATA

UNUTAR OBUHVATA

GANICA OBUHVATA

OS KOLNIKA



REKONSTRUKCIJA ULICE DR. FRANJE TUĐMANA U ZADRU - 3. DIONICA (od stac. 0+781,18 do stac. 1+244,65)

POTPORNII ZID br. 24
(1+48.19)
1:50

NAPOMENA:

- Sve prikazane visinske kote date su u HDKS koordinatnom sustavu.
- Kod potpornih zidova koji se izvode na nasipu, zbijenost temeljnog tla ispod sloja podbetona mora biti veća od 100 MN/m².
- Kod potpornih zidova koji se izvode na stijeni sloj podbetona se izvodi na očišćenoj plohi nosive stijene.

LEGENDA:

- MATERIJAL 1: slaba stijenska masa kora trošenja (izrazito okršeni vapnenci s pukotinama) ($\gamma_K=24.0$ kN/m³, $CK=120$ kPa, $\phi_K=10^\circ$, ED=365 MPa).
- MATERIJAL 2: Rastrošeni silitit pod utjecajem podzemne vode (organsko tlo) i/ili glinovite naslage, kameno kršje s zemljom crvenicom ($\gamma_K=18.0$ kN/m³, $CK=32$ kPa, $\phi_K=10^\circ$, ED=159 MPa).
- MATERIJAL 3: Nasip ispod temeljne stope izveden od kamenitih materijala ($\gamma_K=23.0$ kN/m³, $CK=0.0$ kPa, $\phi_K=40^\circ$). Zbijenost ovog nasipa na vrhu mora biti veća od 100 MN/m². Nasip se izvodi u slojevima maksimalne debljine 50.0 cm i zbijja se vibrovaljcima.
- MATERIJAL 4: Nasip ispred i iza potpornog zida izveden od kamenitih materijala ($\gamma_K=23.0$ kN/m³, $CK=0.0$ kPa, $\phi_K=40^\circ$). Zbijenost ovog nasipa na vrhu mora biti veća od 80 MN/m². Nasip se izvodi u slojevima maksimalne debljine 80.0 cm i zbijja se vibrovaljcima.
- MATERIJAL 5: Drenažni nasip nekoherentnim kamenitim materijalom (tucanikom) frakcije 32-64 mm. Drenažni nasip mora biti sa svih strana oмотан geotekstilom težine 300 g/m².
- MATERIJAL 6: Humus (plodna zemlja – organsko tlo).
- MATERIJAL 7: Podbeton C12/15.

	D&Z d.o.o. PROJECTING - CONSULTING - ENGINEERING Jerolimova Vrdulica 7, Zadar, tel:023222 08 60 E - mail: info@d-and-z.hr	INVESTITOR	GRAD ZADAR Narodni trg 1, 23000 Zadar
		GRABEVINA	REKONSTRUKCIJA ULICE DR. F. TUĐMANA U ZADRU - 3. DIONICA
PROJEKTANT	ANTE UGLEŠIĆ dipl.ing.grad. <i>Ante Uglješić</i>	SASTAV CRTEŽA	POTPORNII ZID br. 24 (1+48.19)
PROJEKTANT SURADNIK	NIKOLINA UGLEŠIĆ mag.ing.aedif. <i>N. Uglješić</i>	FAZA	izvedbeni
SURADNIK	IVAN MATACIN ing.grad. <i>Ivan Matacin</i>	MJERILO	1:50
		TEHNIČKI DNEVNIK	2013
		DATUM	lipanj 2020.
		BROJ NACRTA	20
		ZAJEDNIČKA OZNAKA	I.O. 11704-3

IZVAN OBUHVATA

UNUTAR OBUHVATA

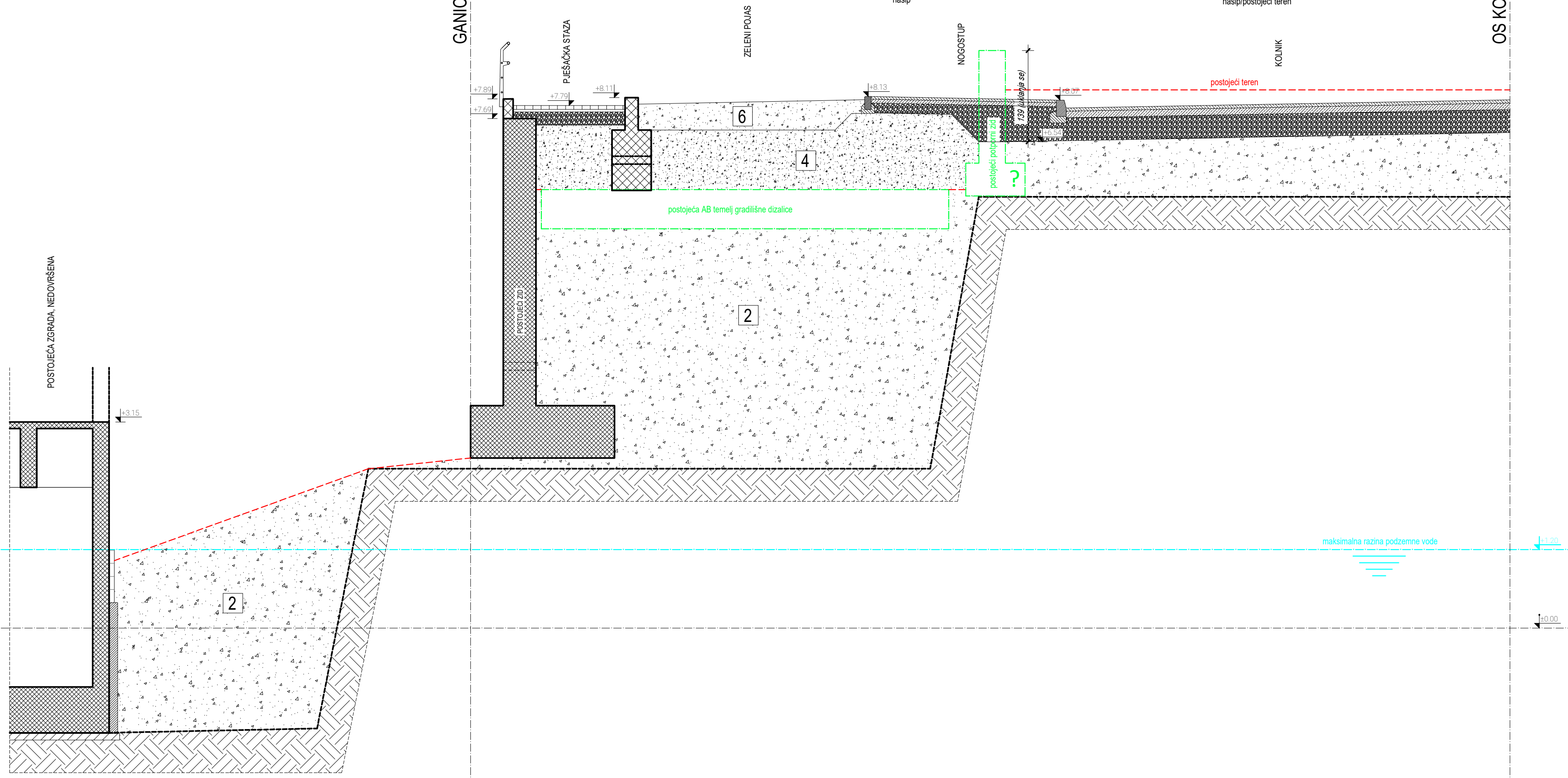
GANICA OBUHVATA

OS KOLNIKA

betonski opločnik 6 cm
tucanik 4 mm 4 cm
geotekstil 200 g
drobljeni kamen 0-64 mm 15 cm
nasip

habajuci sloj, AB 8 4 cm
gornji nosivi sloj, BNS 32 6 cm
drobljeni kamen 0-64 mm 15 cm
nasip

habajuci sloj, AB 11E 5 cm
gornji nosivi sloj, BNS 32 sA 10 cm
drobljeni kamen 0-64 mm 35 cm
nasip/postojeći teren



REKONSTRUKCIJA ULICE DR. FRANJE TUĐMANA U ZADRU - 3. DIONICA (od stac. 0+781,18 do stac. 1+244,65)

POTPORNI ZID br. 25
(1+51.06)
1:50

NAPOMENA:

- Sve prikazane visinske kote date su u HDKS koordinatnom sustavu.
- Kod potpornih zidova koji se izvode na nasipu, zbijenost temeljnog tla ispod sloja podbetona mora biti veća os 100 MN/m2.
- Kod potpornih zidova koji se izvode na stijeni sloj podbetona se izvodi na očišćenju plohi nosive stijene.

LEGENDA:

- MATERIJAL 1: slaba stijenska masa kora trošenja (izrazito okršeni vapnenci s pukotinama) ($\gamma_K=24.0$ kN/m³, CK=120 kPa, $\phi_K=10^\circ$, ED=365 MPa).
- MATERIJAL 2: Rastrošeni siliti pod utjecajem podzemne vode (organsko tlo) i/ili glinovite naslage, kameno kršje s zemljom crvenicom ($\gamma_K=18.0$ kN/m³, CK=32 kPa, $\phi_K=10^\circ$, ED=159 MPa).
- MATERIJAL 3: Nasip ispod temeljne stope izveden od kamenitih materijala ($\gamma_K=23.0$ kN/m³, CK=0.0 kPa, $\phi_K=40^\circ$). Zbijenost ovog nasipa na vrhu mora biti veća od 100 MN/m². Nasip se izvodi u slojevima maksimalne debljine 50.0 cm i zbija se vibrovaljcima.
- MATERIJAL 4: Nasip ispred i iza potpornog zida izveden od kamenitih materijala ($\gamma_K=23.0$ kN/m³, CK=0.0 kPa, $\phi_K=40^\circ$). Zbijenost ovog nasipa na vrhu mora biti veća od 80 MN/m². Nasip se izvodi u slojevima maksimalne debljine 80.0 cm i zbija se vibrovaljcima.
- MATERIJAL 5: Drenažni nasip nekoherentnim kamenitim materijalom (tucanikom) frakcije 32-64 mm. Drenažni nasip mora biti sa svih strana oмотан geotekstilom težine 300 g/m².
- MATERIJAL 6: Humus (plodna zemlja – organsko tlo).
- MATERIJAL 7: Podbeton C12/15.

	D&Z d.o.o. PROJECTING - CONSULTING - ENGINEERING Jerolimna Vidulica 7, Zadar, tel:023/22 08 60 E - mail: info@d-and-z.hr	INVESTITOR	GRAD ZADAR Narodni trg 1, 23000 Zadar
		GRADEVINA	REKONSTRUKCIJA ULICE DR. F. TUĐMANA U ZADRU - 3. DIONICA
PROJEKTANT	ANTE UGLEŠIĆ dipl.ing.grad. <i>At. U.</i>	SASTAV CRTEŽA	POTPORNI ZID br. 25 (1+51.06)
PROJEKTANT SURADNIK	NIKOLINA UGLEŠIĆ mag.ing.aedif. <i>N. U.</i>	FAZA	izvedbeni ZAJEDNIČKA OZNAKA I.O. 11704-3
SURADNIK	IVAN MATACIN ing.grad. <i>I. M.</i>	MJERILO	1:50 TEHNIČKI DNEVNIK 2013
		DATUM	lipanj 2020. BROJ NACRTA 21

IZVAN OBUHVATA

UNUTAR OBUHVATA

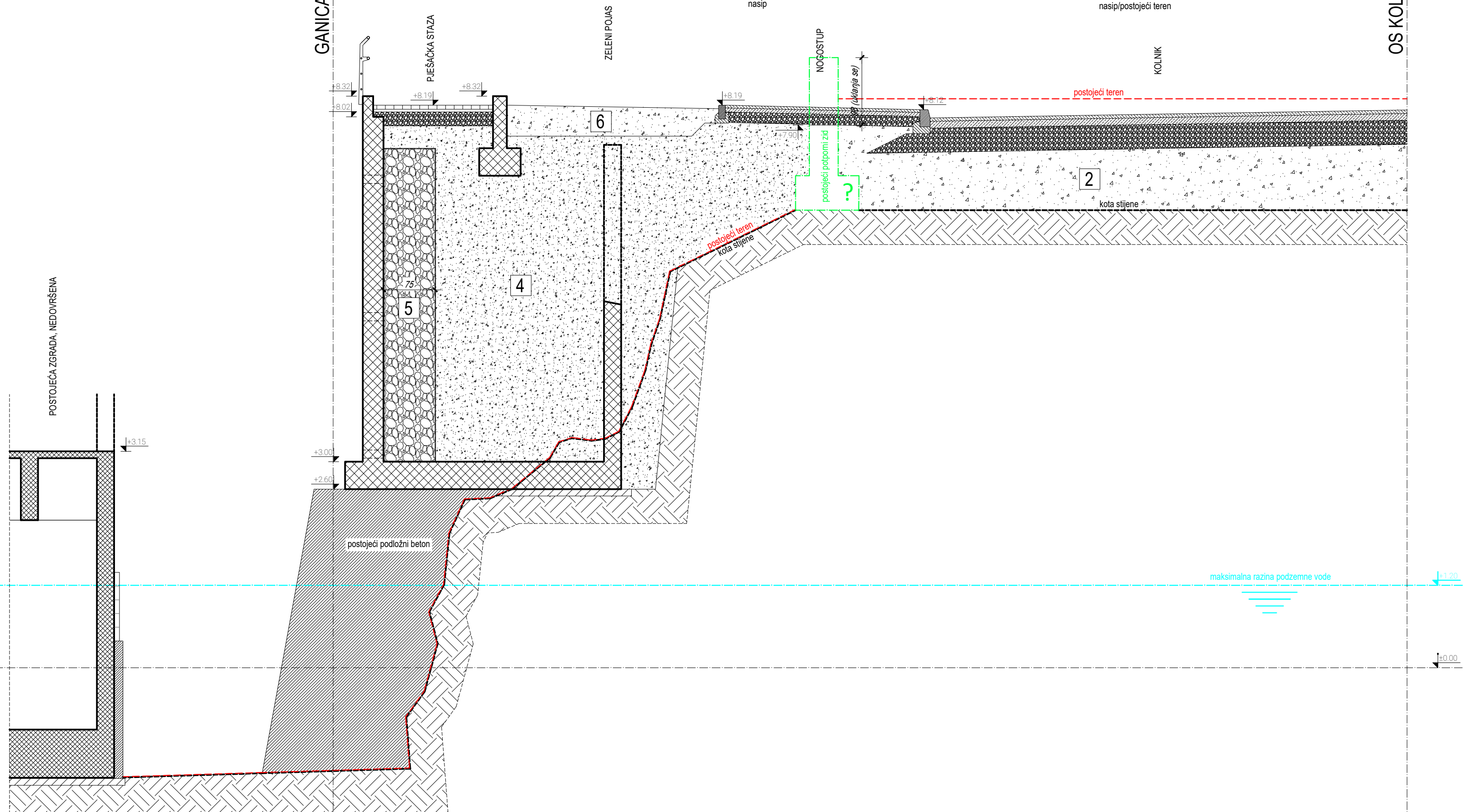
OS KOLNIKA

GANICA OBUHVATA

betonski opločnik 6 cm
tucanik 4 mm 4 cm
geotekstil 200 g
drobljeni kamen 0-64 mm 15 cm
nasip

habajući sloj, AB 8 4 cm
gornji nosivi sloj, BNS 32 6 cm
drobljeni kamen 0-64 mm 15 cm
nasip

habajući sloj, AB 11E 5 cm
gornji nosivi sloj, BNS 32 sa 10 cm
drobljeni kamen 0-64 mm 35 cm
nasip/postojeći teren



REKONSTRUKCIJA ULICE DR. FRANJE TUĐMANA U ZADRU - 3. DIONICA (od stac. 0+781,18 do stac. 1+244,65)

POTPORNI ZID br. 26.1
(1+54.16)
1:50

NAPOMENA:

- Sve prikazane visinske kote date su u HDKS koordinatnom sustavu.
- Kod potpornih zidova koji se izvode na nasipu, zbijenost temeljnog tla ispod sloja podbetona mora biti veća os 100 MN/m².
- Kod potpornih zidova koji se izvode na stijeni sloj podbetona se izvodi na očišćenju plohi nosive stijene.

LEGENDA:

- MATERIJAL 1: slaba stijenska masa kora trošenja (izrazito okršeni vapnenci s pukotinama) ($\gamma_K=24.0$ kN/m³, CK=120 kPa, $\phi_K=10^\circ$, ED=365 MPa).
- MATERIJAL 2: Rastrošeni silit pod utjecajem podzemne vode (organsko tlo) i/ili glinovite naslage, kameno kršje s zemljom crvenicom ($\gamma_K=18.0$ kN/m³, CK=32 kPa, $\phi_K=10^\circ$, ED=159 MPa).
- MATERIJAL 3: Nasip ispod temeljne stope izveden od kamenitih materijala ($\gamma_K=23.0$ kN/m³, CK=0.0 kPa, $\phi_K=40^\circ$). Zbijenost ovog nasipa na vrhu mora biti veća od 100 MN/m². Nasip se izvodi u slojevima maksimalne debljine 50.0 cm i zbjija se vibrovaljcima.
- MATERIJAL 4: Nasip ispred i iza potpornog zida izveden od kamenitih materijala ($\gamma_K=23.0$ kN/m³, CK=0.0 kPa, $\phi_K=40^\circ$). Zbijenost ovog nasipa na vrhu mora biti veća od 80 MN/m². Nasip se izvodi u slojevima maksimalne debljine 80.0 cm i zbjija se vibrovaljcima.
- MATERIJAL 5: Drenažni nasip nekoherentnim kamenitim materijalom (tucanikom) frakcije 32-64 mm. Drenažni nasip mora biti sa svih strana omotan geotekstilom težine 300 g/m².
- MATERIJAL 6: Humus (plodna zemlja – organsko tlo).
- MATERIJAL 7: Podbeton C12/15.

	D&Z d.o.o. PROJECTING - CONSULTING - ENGINEERING Jerolima Vidulića 7, Zadar, tel.023/22 08 60 E - mail: info@d-and-z.hr	INVESTITOR	GRAD ZADAR Narodni trg 1, 23000 Zadar
		GRADEVINA	REKONSTRUKCIJA ULICE DR. F. TUĐMANA U ZADRU - 3. DIONICA
PROJEKTANT	ANTE UGLEŠIĆ dipl.ing.grad. <i>Ante Uglješić</i>	SASTAV CRTEŽA	POTPORNI ZID br. 26.1 (1+54.16)
PROJEKTANT SURADNIK	NIKOLINA UGLEŠIĆ mag.ing.aedif. <i>N. Uglješić</i>	FAZA	izvedbeni
SURADNIK	IVAN MATACIN ing.grad. <i>Ivan Matacin</i>	ZAJEDNIČKA OZNAKA	I.O. 11704-3
		MJERILO	1:50
		TEHNIČKI DNEVNIK	2013
		DATUM	lipanj 2020.
		BROJ NACRTA	22

IZVAN OBUHVATA

UNUTAR OBUHVATA

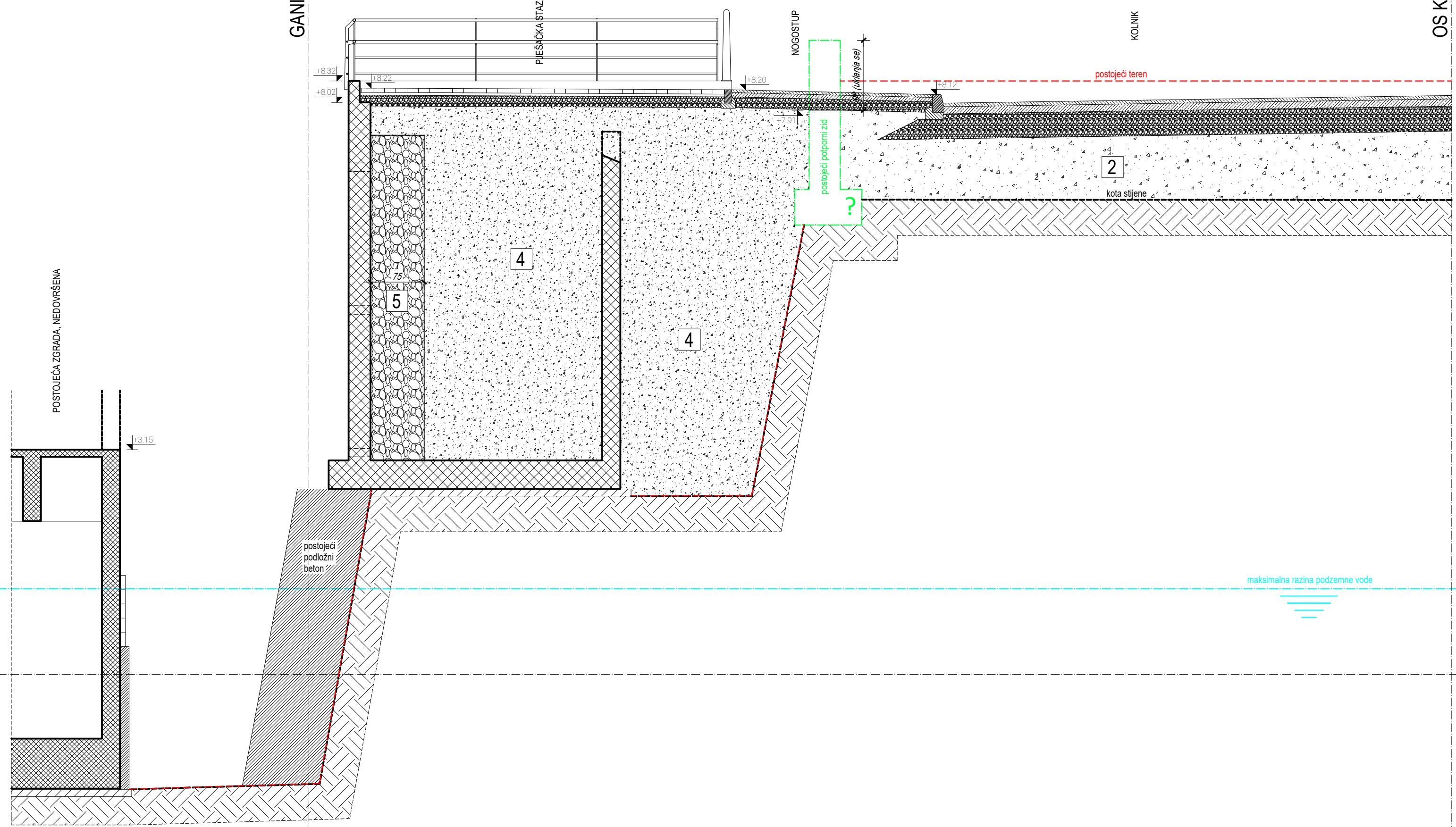
OS KOLNIKA

GANICA OBUHVATA

betonski opločnik 6 cm
 tucanik 4 mm 4 cm
 geotekstil 200 g
 drobljeni kamen 0-64 mm 15 cm
 nasip

habajući sloj, AB 8 4 cm
 gornji nosivi sloj, BNS 32 6 cm
 drobljeni kamen 0-64 mm 15 cm
 nasip

habajući sloj, AB 11E 5 cm
 gornji nosivi sloj, BNS 32 sA 10 cm
 drobljeni kamen 0-64 mm 35 cm
 nasip/postojeći teren






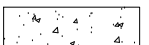
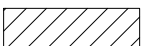



REKONSTRUKCIJA ULICE DR. FRANJE TUĐMANA U ZADRU - 3. DIONICA (od stac. 0+781,18 do stac. 1+244,65)

POTPORNI ZID br. 26.2

1:50

NAPOMENA:
 - Sve prikazane visinske kote date su u HDKS koordinatnom sustavu.
 - Kod potpornih zidova koji se izvode na nasipu, zbijenost temeljnog tla ispod sloja podbetona mora biti veća os 100 MN/m².
 - Kod potpornih zidova koji se izvode na stijeni sloj podbetona se izvodi na očišćenju plohi nosive stijene.

- LEGENDA:
-  MATERIJAL 1: slaba stijenska masa kora trošenja (izrazito okršeni vapnenci s pukotinama) (γK=24.0 kN/m³, CK=120 kPa, φK=10°, ED=365 MPa).
 -  MATERIJAL 2: Rastrošeni silit pod utjecajem podzemne vode (organsko tlo) i/ili glinovite naslage, kameno kršje s zemljom crvenicom (γK=18.0 kN/m³, CK=32 kPa, φK=10°, ED=159 MPa).
 -  MATERIJAL 3: Nasip ispod temeljne stope izveden od kamenitih materijala (γK=23.0 kN/m³, CK=0.0 kPa, φK=40°). Zbijenost ovog nasipa na vrhu mora biti veća od 100 MN/m². Nasip se izvodi u slojevima maksimalne debljine 50.0 cm i zbija se vibrovaljcima.
 -  MATERIJAL 4: Nasip ispred i iza potpornog zida izveden od kamenitih materijala (γK=23.0 kN/m³, CK=0.0 kPa, φK=40°). Zbijenost ovog nasipa na vrhu mora biti veća od 80 MN/m². Nasip se izvodi u slojevima maksimalne debljine 80.0 cm i zbija se vibrovaljcima.
 -  MATERIJAL 5: Drenažni nasip nekoherentnim kamenitim materijalom (tucanikom) frakcije 32-64 mm. Drenažni nasip mora biti sa svih strana omotan geotekstilom težine 300 g/m².
 -  MATERIJAL 6: Humus (plodna zemlja – organsko tlo).
 -  MATERIJAL 7: Podbeton C12/15.

 D&Z d.o.o. PROJECTING - CONSULTING - ENGINEERING Jerolima Vidulića 7, Zadar, tel.023/22 08 60 E - mail: info@d-and-z.hr	INVESTITOR	GRAD ZADAR Narodni trg 1, 23000 Zadar	
	GRADEVINA	REKONSTRUKCIJA ULICE DR. F. TUĐMANA U ZADRU - 3. DIONICA	
PROJEKTANT	ANTE UGLEŠIĆ dipl.ing.grad. <i>Ante Uglješić</i>	SASTAV CRTEŽA	POTPORNI ZID br. 26.2
PROJEKTANT SURADNIK	NIKOLINA UGLEŠIĆ mag.ing.aedif. <i>N. Uglješić</i>	FAZA	izvedbeni
SURADNIK	IVAN MATACIN ing.grad. <i>Ivan Matacin</i>	ZAJEDNIČKA OZNAKA	I.O. 11704-3
		MJERILO	1:50
		TEHNIČKI DNEVNIK	2013
		DATUM	lipanj 2020.
		BROJ NACRTA	23







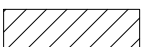
REKONSTRUKCIJA ULICE DR. FRANJE TUĐMANA U ZADRU - 3. DIONICA (od stac. 0+781,18 do stac. 1+244,65)


POTPORNI ZID br. 27
(1+61.47)

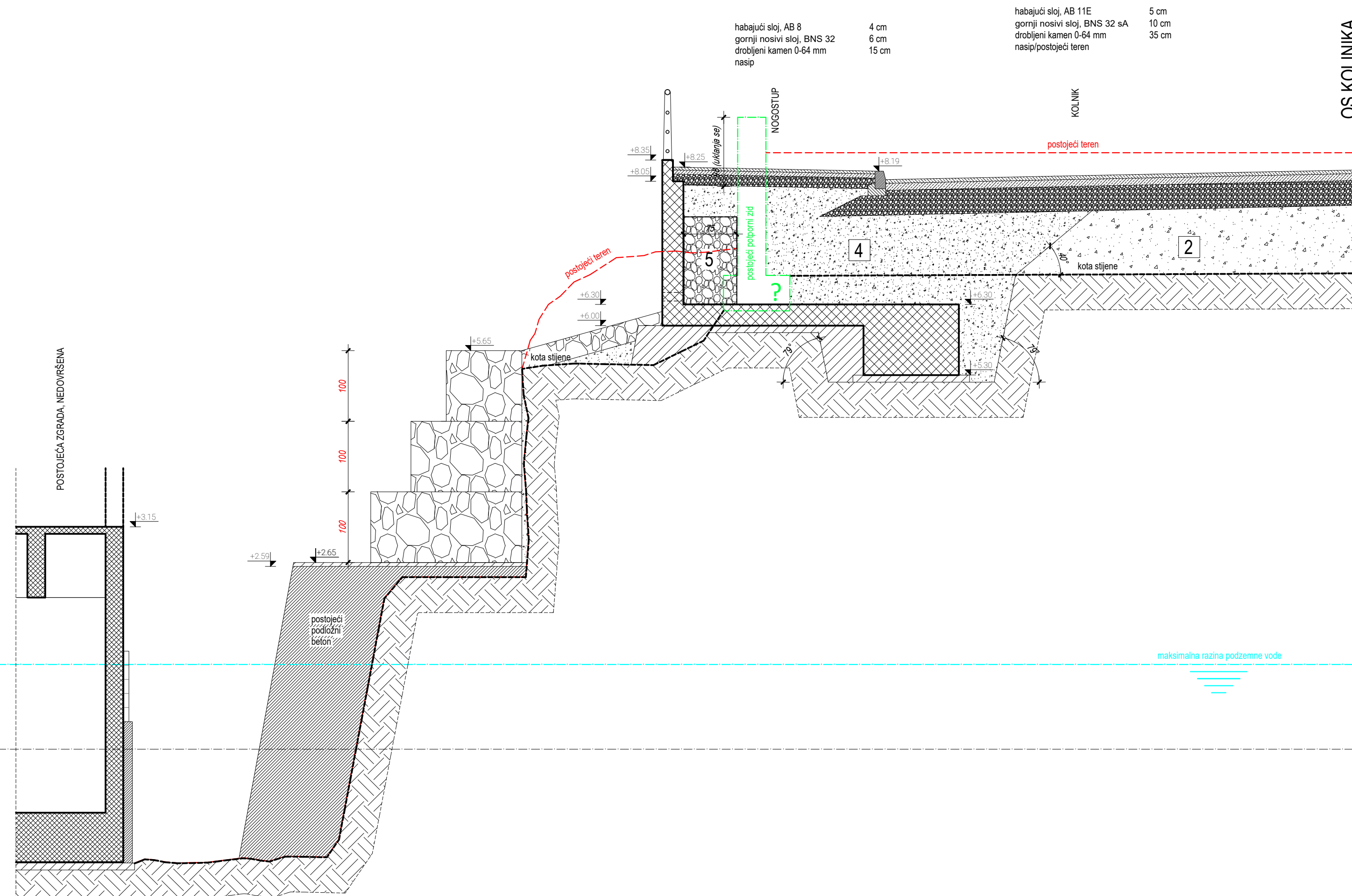
1:50

NAPOMENA:

- Sve prikazane visinske kote date su u HDKS koordinatnom sustavu.
- Kod potpornih zidova koji se izvode na nasipu, zbijenost temeljnog tla ispod sloja podbetona mora biti veća od 100 MN/m².
- Kod potpornih zidova koji se izvode na stijeni sloj podbetona se izvodi na očišćenju plohi nosive stijene.

-  **MATERIJAL 1:** slaba stijenska masa kora trošenja (izrazito okršeni vapnenci s pukotinama) ($\gamma_K=24.0$ kN/m³, CK=120 kPa, $\phi_K=10^\circ$, ED=365 MPa).
-  **MATERIJAL 2:** Rastrošeni silit pod utjecajem podzemne vode (organsko tlo) i/ili glinovite naslage, kameno kršje s zemljom crvenicom ($\gamma_K=18.0$ kN/m³, CK=32 kPa, $\phi_K=10^\circ$, ED=159 MPa).
-  **MATERIJAL 3:** Nasip ispod temeljne stope izveden od kamenitih materijala ($\gamma_K=23.0$ kN/m³, CK=0.0 kPa, $\phi_K=40^\circ$). Zbijenost ovog nasipa na vrhu mora biti veća od 100 MN/m². Nasip se izvodi u slojevima maksimalne debljine 50.0 cm i zbija se vibrovaljcima.
-  **MATERIJAL 4:** Nasip ispred i iza potpornog zida izveden od kamenitih materijala ($\gamma_K=23.0$ kN/m³, CK=0.0 kPa, $\phi_K=40^\circ$). Zbijenost ovog nasipa na vrhu mora biti veća od 80 MN/m². Nasip se izvodi u slojevima maksimalne debljine 80.0 cm i zbija se vibrovaljcima.
-  **MATERIJAL 5:** Drenažni nasip nekoherentnim kamenitim materijalom (tucanikom) frakcije 32-64 mm. Drenažni nasip mora biti sa svih strana omotan geotekstilom težine 300 g/m².
-  **MATERIJAL 6:** Humus (plodna zemlja – organsko tlo).
-  **MATERIJAL 7:** Podbeton C12/15.

 D&Z d.o.o. PROJECTING - CONSULTING - ENGINEERING Jerolima Vidulića 7, Zadar, tel.023/22 08 60 E - mail: info@d-and-z.hr	INVESTITOR	GRAD ZADAR Narodni trg 1, 23000 Zadar	
	GRADEVINA	REKONSTRUKCIJA ULICE DR. F. TUĐMANA U ZADRU - 3. DIONICA	
PROJEKTANT	ANTE UGLEŠIĆ dipl.ing.grad. <i>Ante Uglješić</i>	SASTAV CRTEŽA	POTPORNI ZID br. 27 (1+61.47)
PROJEKTANT SURADNIK	NIKOLINA UGLEŠIĆ mag.ing.aedif. <i>N. Uglješić</i>	FAZA	izvedbeni
SURADNIK	IVAN MATACIN ing.grad. <i>Ivan Matacin</i>	ZAJEDNIČKA OZNAKA	I.O. 11704-3
		MJERILO	1:50
		TEHNIČKI DNEVNIK	2013
		DATUM	lipanj 2020.
		BROJ NACRTA	24



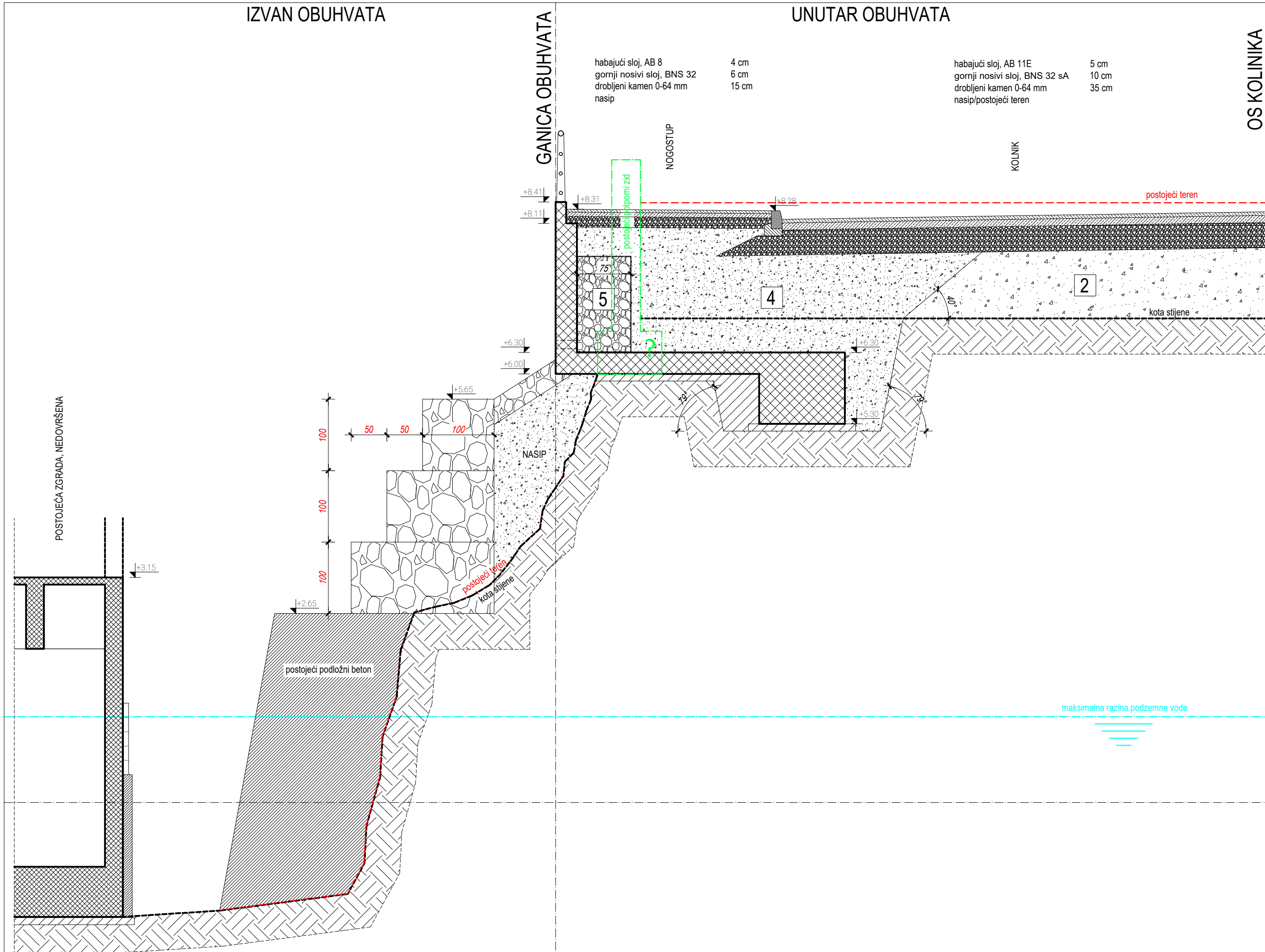
IZVAN OBUHVATA

UNUTAR OBUHVATA

OS KOLNIKA

habajući sloj, AB 8 4 cm
gornji nosivi sloj, BNS 32 6 cm
drobljeni kamen 0-64 mm 15 cm
nasip

habajući sloj, AB 11E 5 cm
gornji nosivi sloj, BNS 32 sA 10 cm
drobljeni kamen 0-64 mm 35 cm
nasip/postojeći teren



REKONSTRUKCIJA ULICE DR. FRANJE TUĐMANA U ZADRU - 3. DIONICA (od stac. 0+781,18 do stac. 1+244,65)

POTPORNI ZID br. 28
(1+65.20)
1:50

NAPOMENA:

- Sve prikazane visinske kote date su u HDKS koordinatnom sustavu.
- Kod potpornih zidova koji se izvode na nasipu, zbijenost temeljnog tla ispod sloja podbetona mora biti veća os 100 MN/m².
- Kod potpornih zidova koji se izvode na stijeni sloj podbetona se izvodi na očišćenju plohi nosive stijene.

LEGENDA:

- MATERIJAL 1: slaba stijenska masa kora trošenja (izrazito okršeni vapnenci s pukotinama) ($\gamma_K=24.0$ kN/m³, CK=120 kPa, $\phi_K=10^\circ$, ED=365 MPa).
- MATERIJAL 2: Rastrošeni silit pod utjecajem podzemne vode (organsko tlo) i/ili glinovite naslage, kameno kršje s zemljom crvenicom ($\gamma_K=18.0$ kN/m³, CK=32 kPa, $\phi_K=10^\circ$, ED=159 MPa).
- MATERIJAL 3: Nasip ispod temeljne stope izveden od kamenitih materijala ($\gamma_K=23.0$ kN/m³, CK=0.0 kPa, $\phi_K=40^\circ$). Zbijenost ovog nasipa na vrhu mora biti veća od 100 MN/m². Nasip se izvodi u slojevima maksimalne debljine 50.0 cm i zbija se vibrovaljcima.
- MATERIJAL 4: Nasip ispred i iza potpornog zida izveden od kamenitih materijala ($\gamma_K=23.0$ kN/m³, CK=0.0 kPa, $\phi_K=40^\circ$). Zbijenost ovog nasipa na vrhu mora biti veća od 80 MN/m². Nasip se izvodi u slojevima maksimalne debljine 80.0 cm i zbija se vibrovaljcima.
- MATERIJAL 5: Drenažni nasip nekoherentnim kamenitim materijalom (tucanikom) frakcije 32-64 mm. Drenažni nasip mora biti sa svih strana oмотан geotekstilom težine 300 g/m².
- MATERIJAL 6: Humus (plodna zemlja – organsko tlo).
- MATERIJAL 7: Podbeton C12/15.

	D&Z d.o.o. PROJECTING - CONSULTING - ENGINEERING Jerolima Vidulića 7, Zadar, tel:023/22 08 60 E - mail: info@d-and-z.hr	INVESTITOR	GRAD ZADAR Narodni trg 1, 23000 Zadar
		GRADEVINA	REKONSTRUKCIJA ULICE DR. F. TUĐMANA U ZADRU - 3. DIONICA
PROJEKTANT	ANTE UGLEŠIĆ dipl.ing.grad. <i>Ante Uglješić</i>	SASTAV CRTEŽA	POTPORNI ZID br. 28 (1+65.20)
PROJEKTANT SURADNIK	NIKOLINA UGLEŠIĆ mag.ing.aedif. <i>N. Uglješić</i>	FAZA	izvedbeni
SURADNIK	IVAN MATACIN ing.grad. <i>Ivan Matacin</i>	ZAJEDNIČKA OZNAKA	I.O. 11704-3
		MJERILO	1:50
		TEHNIČKI DNEVNIK	2013
		DATUM	lipanj 2020.
		BROJ NACRTA	25

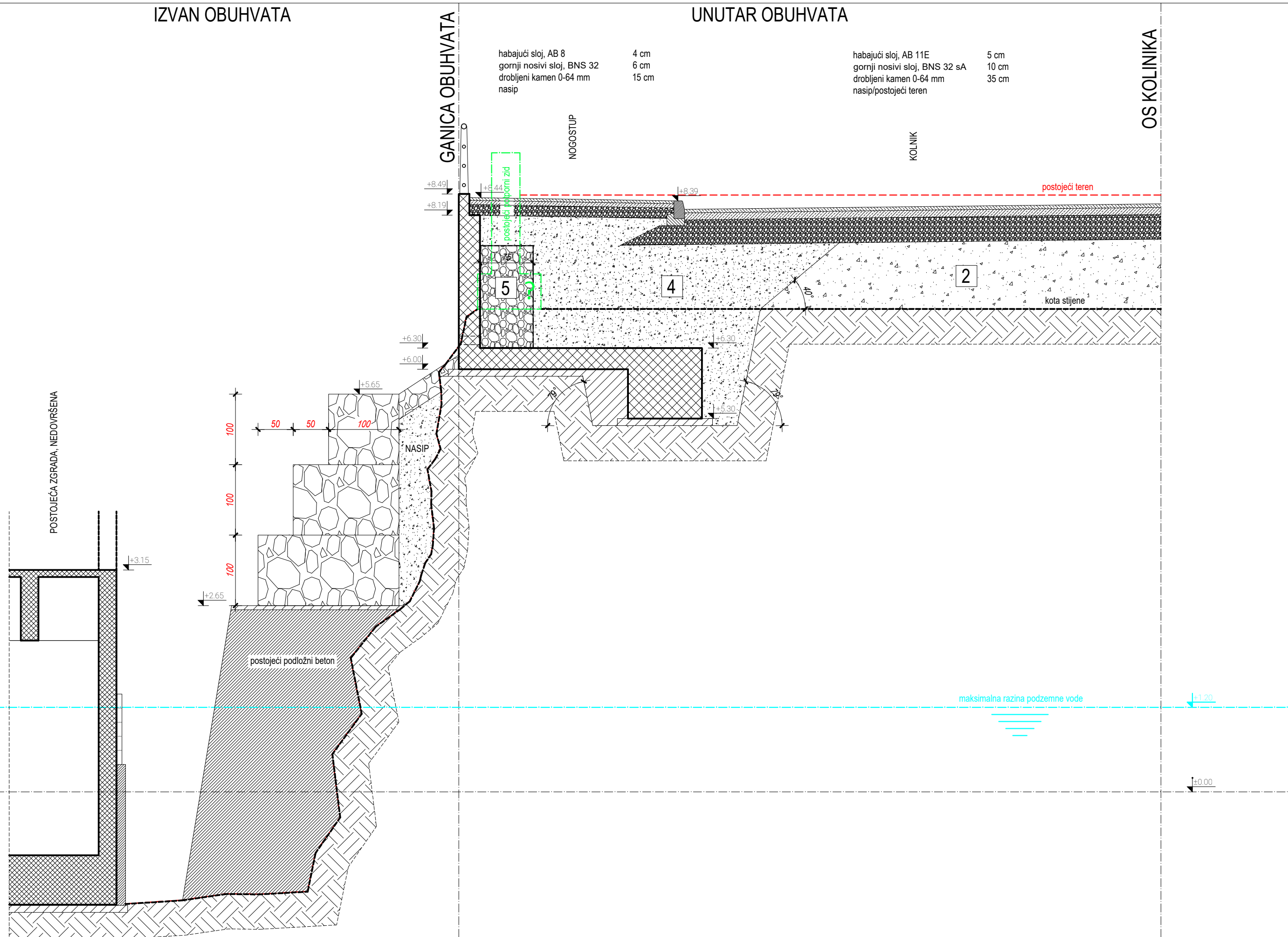
IZVAN OBUHVATA

UNUTAR OBUHVATA

OS KOLNIKA

habajući sloj, AB 8 4 cm
gornji nosivi sloj, BNS 32 6 cm
drobljeni kamen 0-64 mm 15 cm
nasip

habajući sloj, AB 11E 5 cm
gornji nosivi sloj, BNS 32 sA 10 cm
drobljeni kamen 0-64 mm 35 cm
nasip/postojeći teren



REKONSTRUKCIJA ULICE DR. FRANJE TUĐMANA U ZADRU - 3. DIONICA (od stac. 0+781,18 do stac. 1+244,65)

POTPORNI ZID br. 29
(1+71.28)
1:50

NAPOMENA:

- Sve prikazane visinske kote date su u HDKS koordinatnom sustavu.
- Kod potpornih zidova koji se izvode na nasipu, zbijenost temeljnog tla ispod sloja podbetona mora biti veća os 100 MN/m2.
- Kod potpornih zidova koji se izvode na stijeni sloj podbetona se izvodi na očišćenoj plohi nosive stijene.

LEGENDA:

- MATERIJAL 1: slaba stijenska masa kora trošenja (izrazito okršeni vapnenci s pukotinama) ($\gamma_K=24.0$ kN/m³, CK=120 kPa, $\phi_K=10^\circ$, ED=365 MPa).
- MATERIJAL 2: Rastrošeni siltit pod utjecajem podzemne vode (organsko tlo) i/ili glinovite naslage, kameno kršje s zemljom crvenicom ($\gamma_K=18.0$ kN/m³, CK=32 kPa, $\phi_K=10^\circ$, ED=159 MPa).
- MATERIJAL 3: Nasip ispod temeljne stope izveden od kamenitih materijala ($\gamma_K=23.0$ kN/m³, CK=0.0 kPa, $\phi_K=40^\circ$). Zbijenost ovog nasipa na vrhu mora biti veća od 100 MN/m2. Nasip se izvodi u slojevima maksimalne debljine 50.0 cm i zbija se vibrovaljcima.
- MATERIJAL 4: Nasip ispred i iza potpornog zida izveden od kamenitih materijala ($\gamma_K=23.0$ kN/m³, CK=0.0 kPa, $\phi_K=40^\circ$). Zbijenost ovog nasipa na vrhu mora biti veća od 80 MN/m2. Nasip se izvodi u slojevima maksimalne debljine 80.0 cm i zbija se vibrovaljcima.
- MATERIJAL 5: Drenažni nasip nekoherentnim kamenitim materijalom (tucanikom) frakcije 32-64 mm. Drenažni nasip mora biti sa svih strana oмотan geotekstilom težine 300 g/m2.
- MATERIJAL 6: Humus (plodna zemlja – organsko tlo).
- MATERIJAL 7: Podbeton C12/15.

	D&Z d.o.o. PROJECTING - CONSULTING - ENGINEERING Jerolima Viduića 7, Zadar, tel:023/22 08 60 E - mail: info@d-and-z.hr	INVESTITOR	GRAD ZADAR Narodni trg 1, 23000 Zadar
		GRADEVINA	REKONSTRUKCIJA ULICE DR. F. TUĐMANA U ZADRU - 3. DIONICA
PROJEKTANT	ANTE UGLEŠIĆ dipl.ing.grad. <i>Ante Uglešić</i>	SASTAV CRTEŽA	POTPORNI ZID br. 29 (1+71.28)
PROJEKTANT SURADNIK	NIKOLINA UGLEŠIĆ mag.ing.aedif. <i>N. Uglešić</i>	FAZA	izvedbeni ZAJEDNIČKA OZNAKA I.O. 11704-3
SURADNIK	IVAN MATACIN ing.grad. <i>Ivan Matacin</i>	MJERILO	1:50 TEHNIČKI DNEVNIK 2013
		DATUM	lipanj 2020. BROJ NACRTA 26

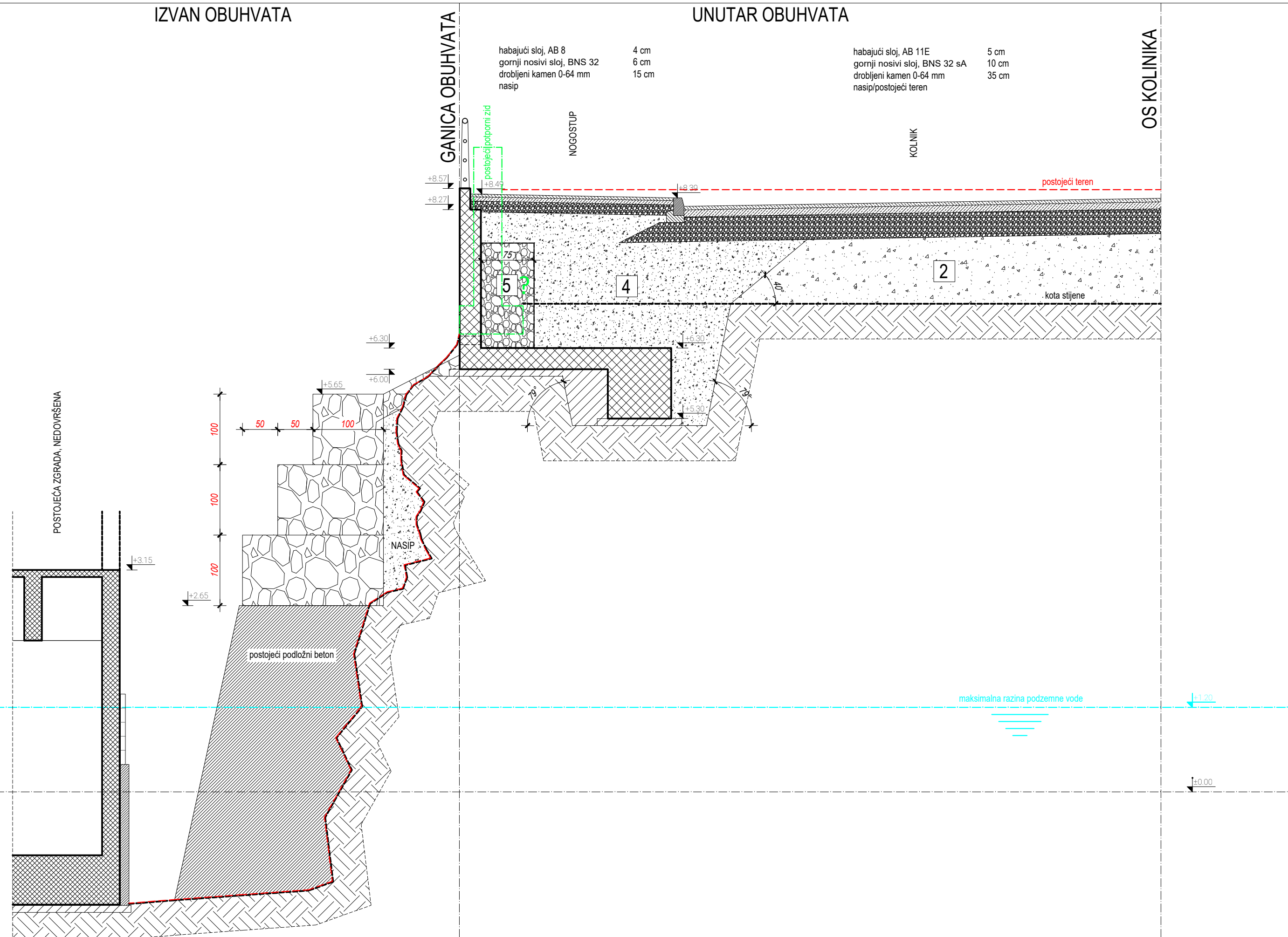
IZVAN OBUHVATA

UNUTAR OBUHVATA

OS KOLNIKA

habajući sloj, AB 8 4 cm
gornji nosivi sloj, BNS 32 6 cm
drobljeni kamen 0-64 mm 15 cm
nasip

habajući sloj, AB 11E 5 cm
gornji nosivi sloj, BNS 32 sA 10 cm
drobljeni kamen 0-64 mm 35 cm
nasip/postojeći teren



REKONSTRUKCIJA ULICE DR. FRANJE TUĐMANA U ZADRU - 3. DIONICA (od stac. 0+781,18 do stac. 1+244,65)

POTPORNI ZID br. 30
(1+77.36)
1:50

NAPOMENA:

- Sve prikazane visinske kote date su u HDKS koordinatnom sustavu.
- Kod potpornih zidova koji se izvode na nasipu, zbijenost temeljnog tla ispod sloja podbetona mora biti veća os 100 MN/m2.
- Kod potpornih zidova koji se izvode na stijeni sloj podbetona se izvodi na očišćenoj plohi nosive stijene.

LEGENDA:

- MATERIJAL 1: slaba stijenska masa kora trošenja (izrazito okršeni vapnenci s pukotinama) ($\gamma_K=24.0$ kN/m³, CK=120 kPa, $\phi_K=10^\circ$, ED=365 MPa).
- MATERIJAL 2: Rastrošeni siltit pod utjecajem podzemne vode (organsko tlo) i/ili glinovite naslage, kameno kršje s zemljom crvenicom ($\gamma_K=18.0$ kN/m³, CK=32 kPa, $\phi_K=10^\circ$, ED=159 MPa).
- MATERIJAL 3: Nasip ispod temeljne stope izveden od kamenitih materijala ($\gamma_K=23.0$ kN/m³, CK=0.0 kPa, $\phi_K=40^\circ$). Zbijenost ovog nasipa na vrhu mora biti veća od 100 MN/m2. Nasip se izvodi u slojevima maksimalne debljine 50.0 cm i zbija se vibrovaljcima.
- MATERIJAL 4: Nasip ispred i iza potpornog zida izveden od kamenitih materijala ($\gamma_K=23.0$ kN/m³, CK=0.0 kPa, $\phi_K=40^\circ$). Zbijenost ovog nasipa na vrhu mora biti veća od 80 MN/m2. Nasip se izvodi u slojevima maksimalne debljine 80.0 cm i zbija se vibrovaljcima.
- MATERIJAL 5: Drenažni nasip nekoherentnim kamenitim materijalom (tucanikom) frakcije 32-64 mm. Drenažni nasip mora biti sa svih strana oмотан geotekstilom težine 300 g/m2.
- MATERIJAL 6: Humus (plodna zemlja – organsko tlo).
- MATERIJAL 7: Podbeton C12/15.

	D&Z d.o.o. PROJECTING - CONSULTING - ENGINEERING Jerolima Viduića 7, Zadar, tel:023/22 08 60 E - mail: info@d-and-z.hr	INVESTITOR	GRAD ZADAR Narodni trg 1, 23000 Zadar
		GRAĐEVINA	REKONSTRUKCIJA ULICE DR. F. TUĐMANA U ZADRU - 3. DIONICA
PROJEKTANT	ANTE UGLEŠIĆ dipl.ing.grad. <i>Ante Uglešić</i>	SASTAV CRTEŽA	POTPORNI ZID br. 30 (1+77.36)
PROJEKTANT SURADNIK	NIKOLINA UGLEŠIĆ mag.ing.aedif. <i>N. Uglešić</i>	FAZA	izvedbeni ZAJEDNIČKA OZNAKA I.O. 11704-3
SURADNIK	IVAN MATACIN ing.grad. <i>Ivan Matacin</i>	MJERILO	1:50 TEHNIČKI DNEVNIK 2013
		DATUM	lipanj 2020. BROJ NACRTA 27

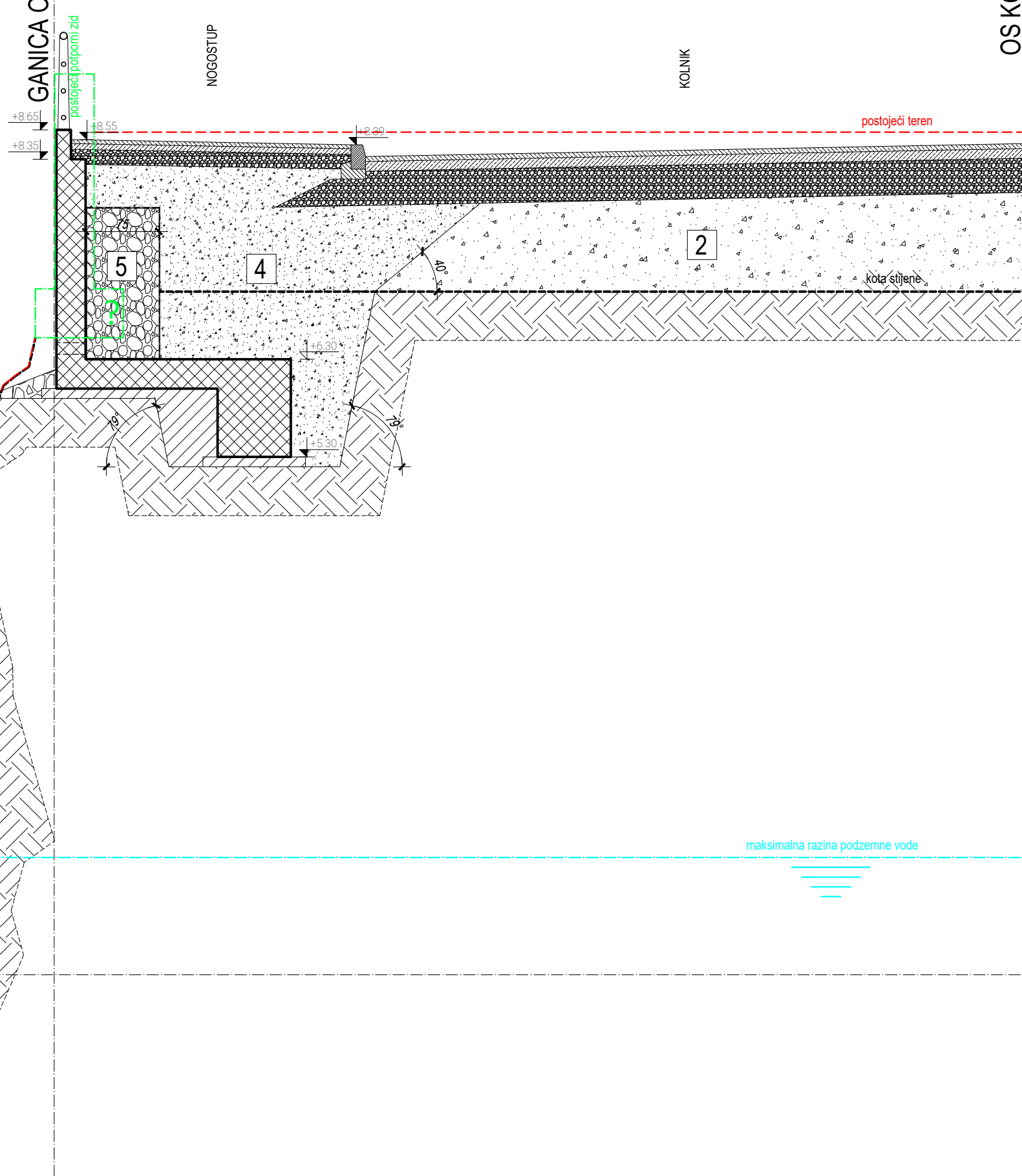
IZVAN OBUHVATA

UNUTAR OBUHVATA

OS KOLNIKA

habajući sloj, AB 8 4 cm
gornji nosivi sloj, BNS 32 6 cm
drobljeni kamen 0-64 mm 15 cm
nasip

habajući sloj, AB 11E 5 cm
gornji nosivi sloj, BNS 32 sA 10 cm
drobljeni kamen 0-64 mm 35 cm
nasip/postojeći teren



REKONSTRUKCIJA ULICE DR. FRANJE TUĐMANA U ZADRU - 3. DIONICA (od stac. 0+781,18 do stac. 1+244,65)

POTPORNI ZID br. 31
(1+83.46)
1:50

NAPOMENA:

- Sve prikazane visinske kote date su u HDKS koordinatnom sustavu.
- Kod potpornih zidova koji se izvode na nasipu, zbijenost temeljnog tla ispod sloja podbetona mora biti veća os 100 MN/m2.
- Kod potpornih zidova koji se izvode na stijeni sloj podbetona se izvodi na očišćenju plohi nosive stijene.

LEGENDA:

- MATERIJAL 1: slaba stijenska masa kora trošenja (izrazito okršeni vapnenci s pukotinama) ($\gamma_K=24.0$ kN/m³, CK=120 kPa, $\phi_K=10^\circ$, ED=365 MPa).
- MATERIJAL 2: Rastrošeni silit pod utjecajem podzemne vode (organsko tlo) i/ili glinovite naslage, kameno kršje s zemljom crvenicom ($\gamma_K=18.0$ kN/m³, CK=32 kPa, $\phi_K=10^\circ$, ED=159 MPa).
- MATERIJAL 3: Nasip ispod temeljne stope izveden od kamenitih materijala ($\gamma_K=23.0$ kN/m³, CK=0.0 kPa, $\phi_K=40^\circ$). Zbijenost ovog nasipa na vrhu mora biti veća od 100 MN/m2. Nasip se izvodi u slojevima maksimalne debljine 50.0 cm i zbija se vibrovaljcima.
- MATERIJAL 4: Nasip ispred i iza potpornog zida izveden od kamenitih materijala ($\gamma_K=23.0$ kN/m³, CK=0.0 kPa, $\phi_K=40^\circ$). Zbijenost ovog nasipa na vrhu mora biti veća od 80 MN/m2. Nasip se izvodi u slojevima maksimalne debljine 80.0 cm i zbija se vibrovaljcima.
- MATERIJAL 5: Drenažni nasip nekoherentnim kamenitim materijalom (tucanicom) frakcije 32-64 mm. Drenažni nasip mora biti sa svih strana omotan geotekstilom težine 300 g/m2.
- MATERIJAL 6: Humus (plodna zemlja – organsko tlo).
- MATERIJAL 7: Podbeton C12/15.

	D&Z d.o.o. PROJECTING - CONSULTING - ENGINEERING Jerolima Vidulića 7, Zadar, tel:023/22 08 60 E - mail: info@d-and-z.hr	INVESTITOR	GRAD ZADAR Narodni trg 1, 23000 Zadar
		GRADEVINA	REKONSTRUKCIJA ULICE DR. F. TUĐMANA U ZADRU - 3. DIONICA
PROJEKTANT	ANTE UGLEŠIĆ dipl.ing.grad. <i>Ante Uglješić</i>	SASTAV CRTEŽA	POTPORNI ZID br. 31 (1+83.46)
PROJEKTANT SURADNIK	NIKOLINA UGLEŠIĆ mag.ing.aedif. <i>N. Uglješić</i>	FAZA	izvedbeni
SURADNIK	IVAN MATACIN ing.grad. <i>Ivan Matacin</i>	ZAJEDNIČKA OZNAKA	I.O. 11704-3
		MJERILO	1:50
		TEHNIČKI DNEVNIK	2013
		DATUM	lipanj 2020.
		BROJ NACRTA	28

IZVAN OBUHVATA

UNUTAR OBUHVATA

REKONSTRUKCIJA ULICE DR. FRANJE TUĐMANA U ZADRU - 3. DIONICA (od stac. 0+781,18 do stac. 1+244,65)


POTPORNI ZID br. 32
(1+89.55)
1:50

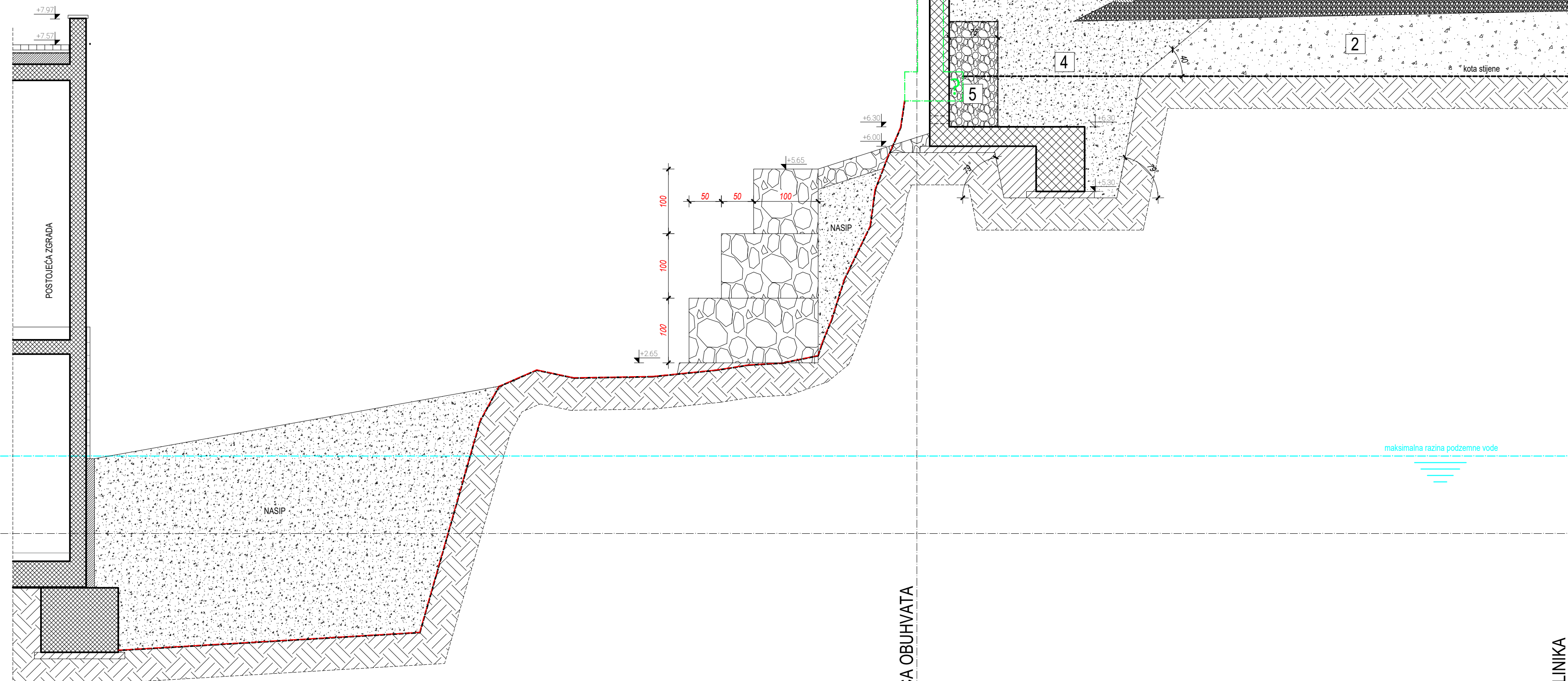
NAPOMENA:

- Sve prikazane visinske kote date su u HDKS koordinatnom sustavu.
- Kod potpornih zidova koji se izvode na nasipu, zbijenost temeljnog tla ispod sloja podbetona mora biti veća os 100 MN/m².
- Kod potpornih zidova koji se izvode na stijeni sloj podbetona se izvodi na očišćenoj plohi nosive stijene.

LEGENDA:

- MATERIJAL 1: slaba stijenska masa kora trošenja (izrazito okršeni vapnenci s pukotinama) ($\gamma_K=24.0$ kN/m³, CK=120 kPa, $\phi_K=10^\circ$, ED=365 MPa).
- MATERIJAL 2: Rastrošeni siliti pod utjecajem podzemne vode (organsko tlo) i/ili glinovite naslage, kameno kršje s zemljom crvenicom ($\gamma_K=18.0$ kN/m³, CK=32 kPa, $\phi_K=10^\circ$, ED=159 MPa).
- MATERIJAL 3: Nasip ispod temeljne stope izveden od kamenitih materijala ($\gamma_K=23.0$ kN/m³, CK=0.0 kPa, $\phi_K=40^\circ$). Zbijenost ovog nasipa na vrhu mora biti veća od 100 MN/m². Nasip se izvodi u slojevima maksimalne debljine 50.0 cm i zbijja se vibrovaljcima.
- MATERIJAL 4: Nasip ispred i iza potpornog zida izveden od kamenitih materijala ($\gamma_K=23.0$ kN/m³, CK=0.0 kPa, $\phi_K=40^\circ$). Zbijenost ovog nasipa na vrhu mora biti veća od 80 MN/m². Nasip se izvodi u slojevima maksimalne debljine 80.0 cm i zbijja se vibrovaljcima.
- MATERIJAL 5: Drenažni nasip nekoherentnim kamenitim materijalom (tucanikom) frakcije 32-64 mm. Drenažni nasip mora biti sa svih strana oмотан geotekstilom težine 300 g/m².
- MATERIJAL 6: Humus (plodna zemlja – organsko tlo).
- MATERIJAL 7: Podbeton C12/15.

	D&Z d.o.o. PROJECTING - CONSULTING - ENGINEERING Jerolimova Vidulića 7, Zadar, tel:023222 08 60 E - mail: info@d-and-z.hr	INVESTITOR	GRAD ZADAR Narodni trg 1, 23000 Zadar
		GRABEVINA	REKONSTRUKCIJA ULICE DR. F. TUĐMANA U ZADRU - 3. DIONICA
PROJEKTANT	ANTE UGLEŠIĆ dipl.ing.grad. <i>Ante Uglješić</i>	SASTAV CRTEŽA	POTPORNI ZID br. 32 (1+89.55)
PROJEKTANT SURADNIK	NIKOLINA UGLEŠIĆ mag.ing.aedif. <i>N. Uglješić</i>	FAZA	izvedbeni
SURADNIK	IVAN MATACIN ing.grad. <i>Ivan Matacin</i>	MJERILO	1:50
		TEHNIČKI DNEVNIK	2013
		DATUM	lipanj 2020.
		BROJ NACRTA	29
		ZAJEDNIČKA OZNAKA	I.O. 11704-3



habajući sloj, AB 8 4 cm
gornji nosivi sloj, BNS 32 6 cm
droljbeni kamen 0-64 mm 15 cm
nasip

habajući sloj, AB 11E 5 cm
gornji nosivi sloj, BNS 32 sA 10 cm
droljbeni kamen 0-64 mm 35 cm
nasip/postojeći teren

NOGOSTUP

KOLNIK

postojeći teren

kola stijene

maksimalna razina podzemne vode

GANICA OBUHVATA

OS KOLNIKA

IZVAN OBUHVATA

UNUTAR OBUHVATA

habajući sloj, AB 8 4 cm
gornji nosivi sloj, BNS 32 6 cm
drobljeni kamen 0-64 mm 15 cm
nasip

habajući sloj, AB 11E 5 cm
gornji nosivi sloj, BNS 32 sA 10 cm
drobljeni kamen 0-64 mm 35 cm
nasip/postojeći teren

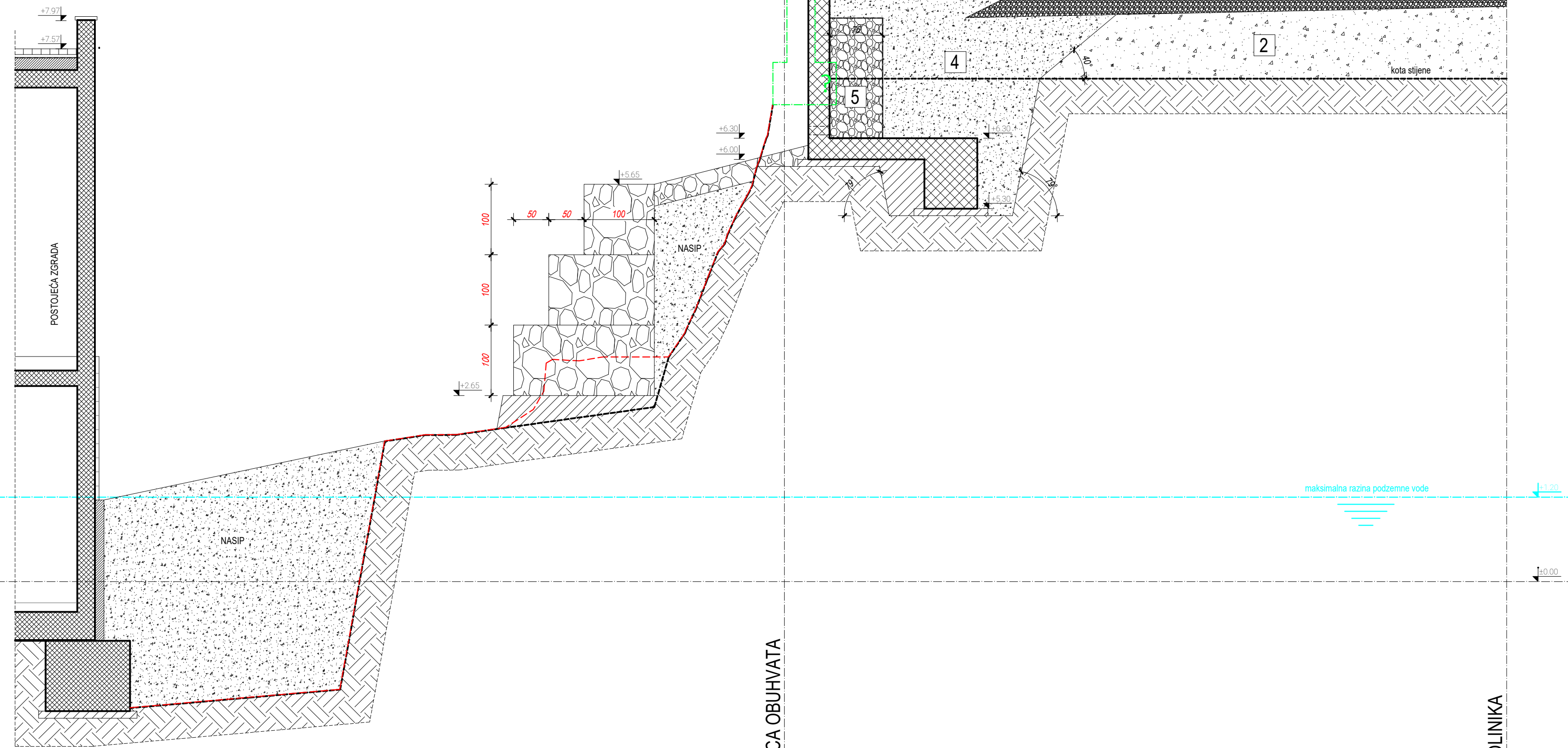
NOGOSTUP

KOLNIK

postojeći teren

kota stijene

postojeći potporni zid



REKONSTRUKCIJA ULICE DR. FRANJE TUĐMANA U ZADRU - 3. DIONICA (od stac. 0+781,18 do stac. 1+244,65)

POTPORNI ZID br. 33
(1+95.62)
1:50

NAPOMENA:
- Sve prikazane visinske kote date su u HDKS koordinatnom sustavu.
- Kod potpornih zidova koji se izvode na nasipu, zbijenost temeljnog tla ispod sloja podbetona mora biti veća os 100 MN/m².
- Kod potpornih zidova koji se izvode na stijeni sloj podbetona se izvodi na očišćenju plohi nosive stijene.

- LEGENDA:
- MATERIJAL 1: slaba stijenska masa kora trošenja (izrazito okršeni vapnenci s pukotinama) ($\gamma_K=24.0$ kN/m³, CK=120 kPa, $\phi_K=10^\circ$, ED=365 MPa).
 - MATERIJAL 2: Rastrošeni silit pod utjecajem podzemne vode (organsko tlo) i/ili glinovite naslage, kameno kršje s zemljom crvenicom ($\gamma_K=18.0$ kN/m³, CK=32 kPa, $\phi_K=10^\circ$, ED=159 MPa).
 - MATERIJAL 3: Nasip ispod temeljne stope izveden od kamenitih materijala ($\gamma_K=23.0$ kN/m³, CK=0.0 kPa, $\phi_K=40^\circ$). Zbijenost ovog nasipa na vrhu mora biti veća od 100 MN/m². Nasip se izvodi u slojevima maksimalne debljine 50.0 cm i zbija se vibrovaljcima.
 - MATERIJAL 4: Nasip ispred i iza potpornog zida izveden od kamenitih materijala ($\gamma_K=23.0$ kN/m³, CK=0.0 kPa, $\phi_K=40^\circ$). Zbijenost ovog nasipa na vrhu mora biti veća od 80 MN/m². Nasip se izvodi u slojevima maksimalne debljine 80.0 cm i zbija se vibrovaljcima.
 - MATERIJAL 5: Drenažni nasip nekoherentnim kamenitim materijalom (tucanikom) frakcije 32-64 mm. Drenažni nasip mora biti sa svih strana omlatan geotekstilom težine 300 g/m².
 - MATERIJAL 6: Humus (plodna zemlja – organsko tlo).
 - MATERIJAL 7: Podbeton C12/15.

GANICA OBUHVATA

OS KOLNIKA

	D&Z d.o.o. PROJECTING - CONSULTING - ENGINEERING Jerolima Vidulića 7, Zadar, tel:023/22 08 60 E - mail: info@d-and-z.hr	INVESTITOR	GRAD ZADAR Narodni trg 1, 23000 Zadar
	PROJEKTANT	ANTE UGLEŠIĆ dipl.ing.grad. <i>Ante Uglješić</i>	GRADEVINA
PROJEKTANT SURADNIK	NIKOLINA UGLEŠIĆ mag.ing.aedif. <i>Nikolina Uglješić</i>	SASTAV CRTEŽA	POTPORNI ZID br. 33 (1+95.62)
SURADNIK	IVAN MATACIN ing.grad. <i>Ivan Matacin</i>	FAZA	izvedbeni
		ZAJEDNIČKA OZNAKA	I.O. 11704-3
		MJERILO	1:50
		TEHNIČKI DNEVNIK	2013
		DATUM	lipanj 2020.
		BROJ NACRTA	30

IZVAN OBUHVATA

UNUTAR OBUHVATA

habajući sloj, AB 8 4 cm
gornji nosivi sloj, BNS 32 6 cm
drobljeni kamen 0-64 mm 15 cm
nasip

habajući sloj, AB 11E 5 cm
gornji nosivi sloj, BNS 32 sA 10 cm
drobljeni kamen 0-64 mm 35 cm
nasip/postojeći teren

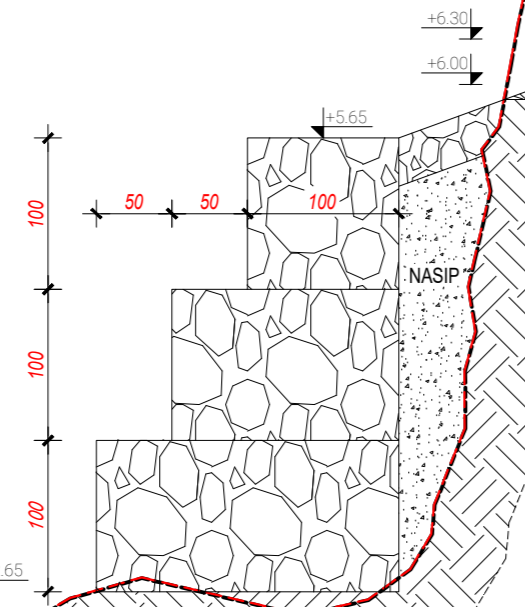
NOGOSTUP

KOLNIK

postojeći teren

kota stijene

postojeći potporni zid



GANICA OBUHVATA

OS KOLNIKA

REKONSTRUKCIJA ULICE DR. FRANJE TUĐMANA U ZADRU - 3. DIONICA (od stac. 0+781,18 do stac. 1+244,65)

POTPORNI ZID br. 34
(1+101.70)
1:50

NAPOMENA:

- Sve prikazane visinske kote date su u HDKS koordinatnom sustavu.
- Kod potpornih zidova koji se izvode na nasipu, zbijenost temeljnog tla ispod sloja podbetona mora biti veća os 100 MN/m².
- Kod potpornih zidova koji se izvode na stijeni sloj podbetona se izvodi na očišćenju plohi nosive stijene.

LEGENDA:

- MATERIJAL 1: slaba stijenska masa kora trošenja (izrazito okršeni vapnenci s pukotinama) ($\gamma_K=24.0$ kN/m³, CK=120 kPa, $\phi_K=10^\circ$, ED=365 MPa).
- MATERIJAL 2: Rastrošeni silit pod utjecajem podzemne vode (organsko tlo) i/ili glinovite naslage, kameno kršje s zemljom crvenicom ($\gamma_K=18.0$ kN/m³, CK=32 kPa, $\phi_K=10^\circ$, ED=159 MPa).
- MATERIJAL 3: Nasip ispod temeljne stope izveden od kamenitih materijala ($\gamma_K=23.0$ kN/m³, CK=0.0 kPa, $\phi_K=40^\circ$). Zbijenost ovog nasipa na vrhu mora biti veća od 100 MN/m². Nasip se izvodi u slojevima maksimalne debljine 50.0 cm i zbija se vibrovaljcima.
- MATERIJAL 4: Nasip ispred i iza potpornog zida izveden od kamenitih materijala ($\gamma_K=23.0$ kN/m³, CK=0.0 kPa, $\phi_K=40^\circ$). Zbijenost ovog nasipa na vrhu mora biti veća od 80 MN/m². Nasip se izvodi u slojevima maksimalne debljine 80.0 cm i zbija se vibrovaljcima.
- MATERIJAL 5: Drenažni nasip nekoherentnim kamenitim materijalom (tucanikom) frakcije 32-64 mm. Drenažni nasip mora biti sa svih strana oмотan geotekstilom težine 300 g/m².
- MATERIJAL 6: Humus (plodna zemlja – organsko tlo).
- MATERIJAL 7: Podbeton C12/15.

	D&Z d.o.o. PROJECTING - CONSULTING - ENGINEERING Jerolima Vidulića 7, Zadar, tel.023/22 08 60 E - mail: info@d-and-z.hr	INVESTITOR	GRAD ZADAR Narodni trg 1, 23000 Zadar
		GRADEVINA	REKONSTRUKCIJA ULICE DR. F. TUĐMANA U ZADRU - 3. DIONICA
PROJEKTANT	ANTE UGLEŠIĆ dipl.ing.grad. <i>Ante Uglešić</i>	SASTAV CRTEŽA	POTPORNI ZID br. 34 (1+101.70)
PROJEKTANT SURADNIK	NIKOLINA UGLEŠIĆ mag.ing.aedif. <i>N. Uglešić</i>	FAZA	izvedbeni ZAJEDNIČKA OZNAKA I.O. 11704-3
SURADNIK	IVAN MATACIN ing.grad. <i>Ivan Matacin</i>	MJERILO	1:50 TEHNIČKI DNEVNIK 2013
		DATUM	lipanj 2020. BROJ NACRTA 31

IZVAN OBUHVATA

UNUTAR OBUHVATA

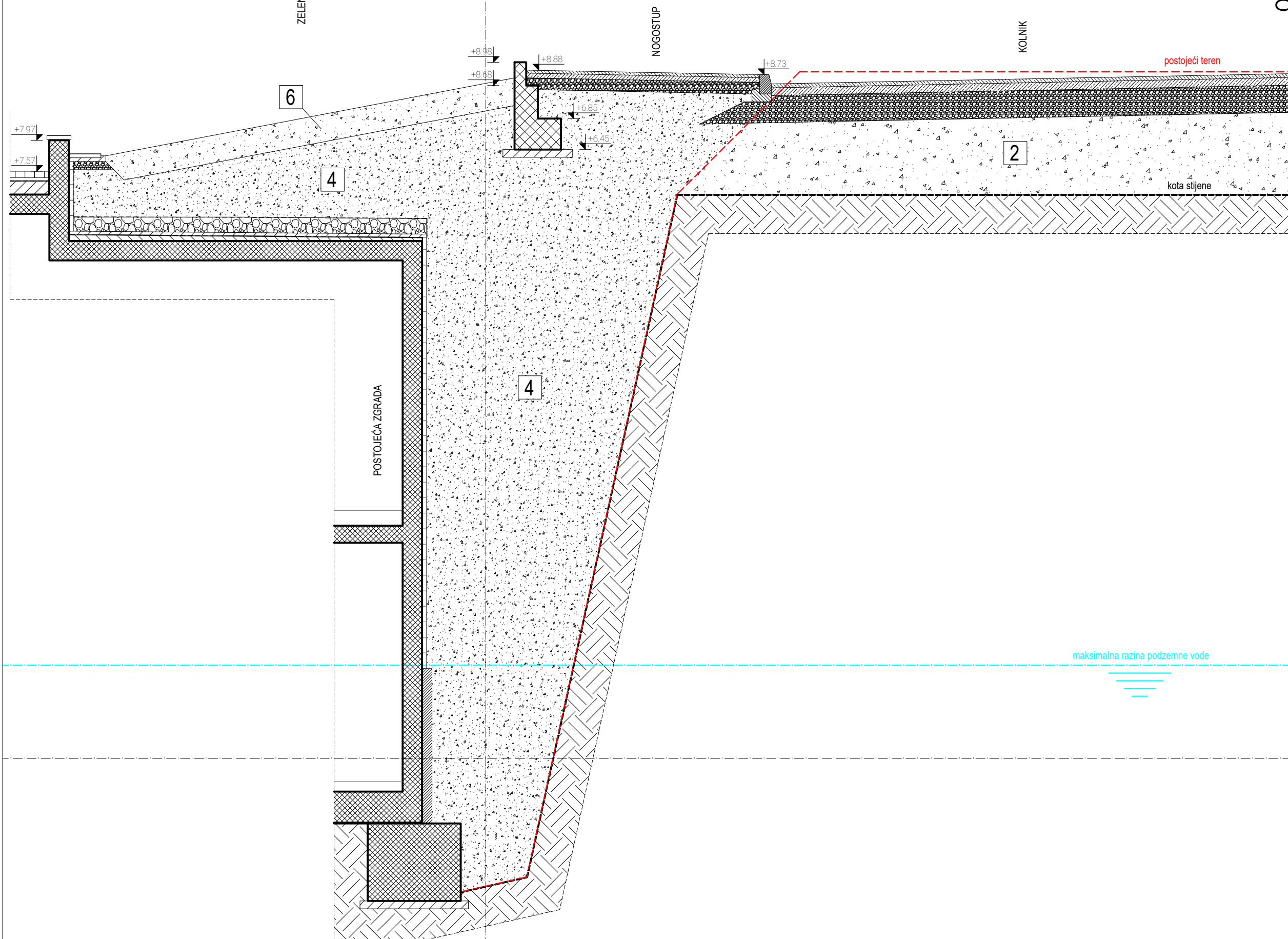
GANICA OBUHVATA

OS KOLNIKA

ZELENI POJAS

habajući sloj, AB 8 4 cm
gornji nosivi sloj, BNS 32 6 cm
drobljeni kamen 0-64 mm 15 cm
nasip

habajući sloj, AB 11E 5 cm
gornji nosivi sloj, BNS 32 sA 10 cm
drobljeni kamen 0-64 mm 35 cm
nasip/postojeći teren



REKONSTRUKCIJA ULICE DR. FRANJE TUĐMANA U ZADRU - 3. DIONICA (od stac. 0+781,18 do stac. 1+244,65)

POTPORNI ZID br. 35
(1+107.88)
1:50

NAPOMENA:

- Sve prikazane visinske kote date su u HDKS koordinatnom sustavu.
- Kod potpornih zidova koji se izvode na nasipu, zbijenost temeljnog tla ispod sloja podbetona mora biti veća os 100 MN/m2.
- Kod potpornih zidova koji se izvode na stijeni sloj podbetona se izvodi na očišćenoj plohi nosive stijene.

LEGENDA:

- MATERIJAL 1: slaba stijenska masa kora trošenja (izrazito okršeni vapnenci s pukotinama) ($\gamma_K=24.0$ kN/m³, CK=120 kPa, $\phi_K=10^\circ$, ED=365 MPa).
- MATERIJAL 2: Rastrošeni siltit pod utjecajem podzemne vode (organsko tlo) i/ili glinovite naslage, kameno kršje s zemljom crvenicom ($\gamma_K=18.0$ kN/m³, CK=32 kPa, $\phi_K=10^\circ$, ED=159 MPa).
- MATERIJAL 3: Nasip ispod temeljne stope izveden od kamenitih materijala ($\gamma_K=23.0$ kN/m³, CK=0.0 kPa, $\phi_K=40^\circ$). Zbijenost ovog nasipa na vrhu mora biti veća od 100 MN/m2. Nasip se izvodi u slojevima maksimalne debljine 50.0 cm i zbija se vibrovaljcima.
- MATERIJAL 4: Nasip ispred i iza potpornog zida izveden od kamenitih materijala ($\gamma_K=23.0$ kN/m³, CK=0.0 kPa, $\phi_K=40^\circ$). Zbijenost ovog nasipa na vrhu mora biti veća od 80 MN/m2. Nasip se izvodi u slojevima maksimalne debljine 80.0 cm i zbija se vibrovaljcima.
- MATERIJAL 5: Drenažni nasip nekoherentnim kamenitim materijalom (tucanikom) frakcije 32-64 mm. Drenažni nasip mora biti sa svih strana oмотan geotekstilom težine 300 g/m2.
- MATERIJAL 6: Humus (plodna zemlja – organsko tlo).
- MATERIJAL 7: Podbeton C12/15.

	D&Z d.o.o. PROJECTING - CONSULTING - ENGINEERING Jerolima Viduića 7, Zadar, tel:023/22 08 60 E - mail: info@d-and-z.hr	INVESTITOR	GRAD ZADAR Narodni trg 1, 23000 Zadar
		GRADEVINA	REKONSTRUKCIJA ULICE DR. F. TUĐMANA U ZADRU - 3. DIONICA
PROJEKTANT	ANTE UGLEŠIĆ dipl.ing.grad. <i>Ante Uglešić</i>	SASTAV CRTEŽA	POTPORNI ZID br. 35 (1+107.88)
PROJEKTANT SURADNIK	NIKOLINA UGLEŠIĆ mag.ing.aedif. <i>N. Uglešić</i>	FAZA	izvedbeni ZAJEDNIČKA OZNAKA I.O. 11704-3
SURADNIK	IVAN MATACIN ing.grad. <i>Ivan Matacin</i>	MJERILO	1:50 TEHNIČKI DNEVNIK 2013
		DATUM	lipanj 2020. BROJ NACRTA 32

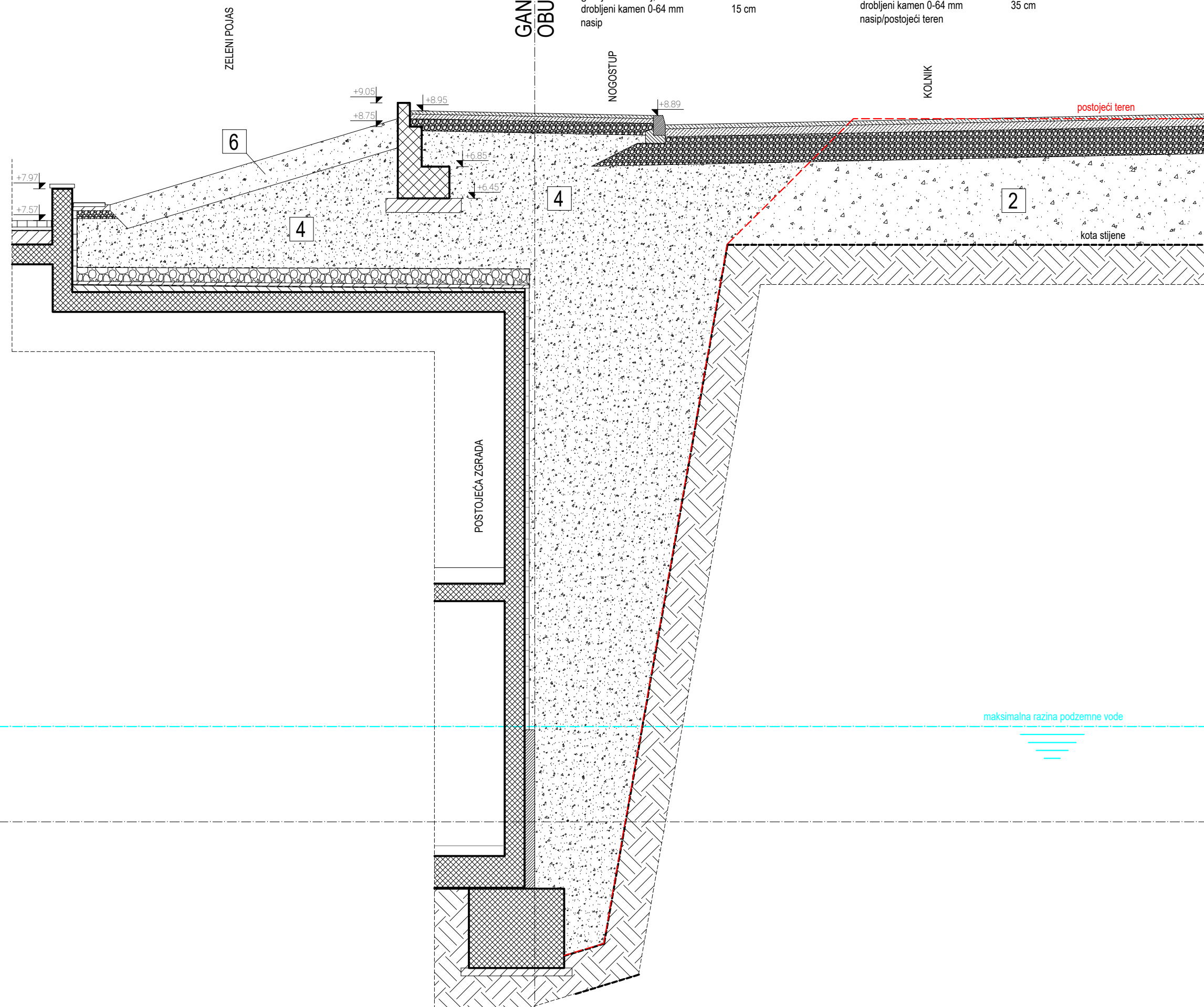
IZVAN OBUHVATA

UNUTAR OBUHVATA

GANICA
OBUHVATA

habajući sloj, AB 8 4 cm
gornji nosivi sloj, BNS 32 6 cm
drobljeni kamen 0-64 mm 15 cm
nasip

habajući sloj, AB 11E 5 cm
gornji nosivi sloj, BNS 32 sA 10 cm
drobljeni kamen 0-64 mm 35 cm
nasip/postojeći teren



REKONSTRUKCIJA ULICE DR. FRANJE TUĐMANA U ZADRU - 3. DIONICA (od stac. 0+781,18 do stac. 1+244,65)

POTPORNI ZID br. 36
(1+113.92)
1:50

NAPOMENA:

- Sve prikazane visinske kote date su u HDKS koordinatnom sustavu.
- Kod potpornih zidova koji se izvode na nasipu, zbijenost temeljnog tla ispod sloja podbetona mora biti veća os 100 MN/m2.
- Kod potpornih zidova koji se izvode na stijeni sloj podbetona se izvodi na očišćenoj plohi nosive stijene.

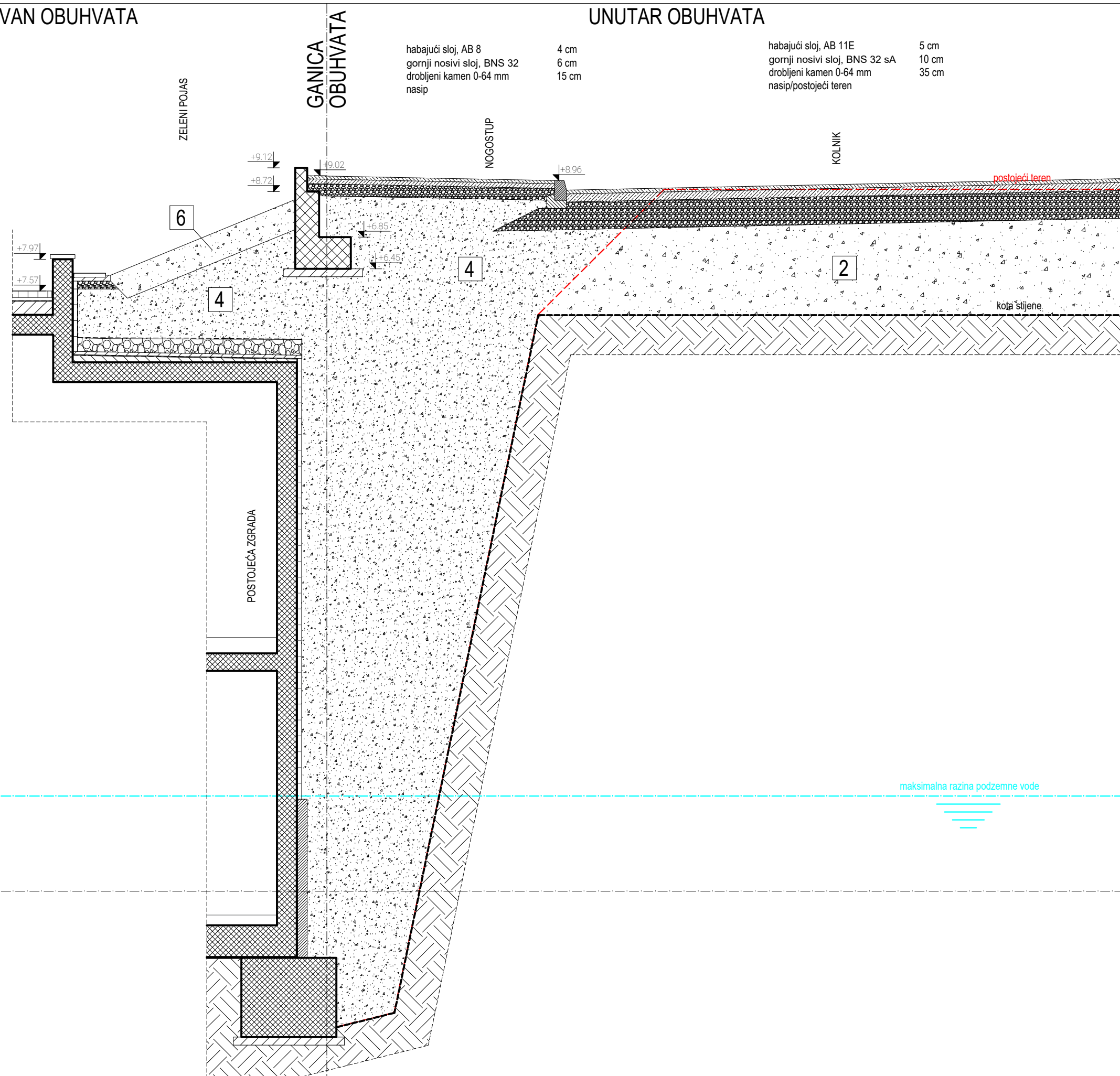
LEGENDA:

- MATERIJAL 1: slaba stijenska masa kora trošenja (izrazito okršeni vapnenci s pukotinama) ($\gamma_K=24.0$ kN/m³, CK=120 kPa, $\phi_K=10^\circ$, ED=365 MPa).
- MATERIJAL 2: Rastrošeni siltit pod utjecajem podzemne vode (organsko tlo) i/ili glinovite naslage, kameno kršje s zemljom crvenicom ($\gamma_K=18.0$ kN/m³, CK=32 kPa, $\phi_K=10^\circ$, ED=159 MPa).
- MATERIJAL 3: Nasip ispod temeljne stope izveden od kamenitih materijala ($\gamma_K=23.0$ kN/m³, CK=0.0 kPa, $\phi_K=40^\circ$). Zbijenost ovog nasipa na vrhu mora biti veća od 100 MN/m2. Nasip se izvodi u slojevima maksimalne debljine 50.0 cm i zbija se vibrovaljcima.
- MATERIJAL 4: Nasip ispred i iza potpornog zida izveden od kamenitih materijala ($\gamma_K=23.0$ kN/m³, CK=0.0 kPa, $\phi_K=40^\circ$). Zbijenost ovog nasipa na vrhu mora biti veća od 80 MN/m2. Nasip se izvodi u slojevima maksimalne debljine 80.0 cm i zbija se vibrovaljcima.
- MATERIJAL 5: Drenažni nasip nekoherentnim kamenitim materijalom (tucanikom) frakcije 32-64 mm. Drenažni nasip mora biti sa svih strana oмотan geotekstilom težine 300 g/m2.
- MATERIJAL 6: Humus (plodna zemlja – organsko tlo).
- MATERIJAL 7: Podbeton C12/15.

	D&Z d.o.o. PROJECTING - CONSULTING - ENGINEERING Jerolima Viduića 7, Zadar, tel:023/22 08 60 E - mail: info@d-and-z.hr	INVESTITOR	GRAD ZADAR Narodni trg 1, 23000 Zadar
		GRADEVINA	REKONSTRUKCIJA ULICE DR. F. TUĐMANA U ZADRU - 3. DIONICA
PROJEKTANT	ANTE UGLEŠIĆ dipl.ing.grad. <i>Ante Uglešić</i>	SASTAV CRTEŽA	POTPORNI ZID br. 36 (1+113.92)
PROJEKTANT SURADNIK	NIKOLINA UGLEŠIĆ mag.ing.aedif. <i>N. Uglešić</i>	FAZA	izvedbeni ZAJEDNIČKA OZNAKA I.O. 11704-3
SURADNIK	IVAN MATAČIN ing.grad. <i>Ivan Matačin</i>	MJERILO	1:50 TEHNIČKI DNEVNIK 2013
		DATUM	lipanj 2020. BROJ NACRTA 33

IZVAN OBUHVATA

UNUTAR OBUHVATA



habajući sloj, AB 8 4 cm
gornji nosivi sloj, BNS 32 6 cm
drobljeni kamen 0-64 mm 15 cm
nasip

habajući sloj, AB 11E 5 cm
gornji nosivi sloj, BNS 32 sA 10 cm
drobljeni kamen 0-64 mm 35 cm
nasip/postojeći teren

REKONSTRUKCIJA ULICE DR. FRANJE TUĐMANA U ZADRU - 3. DIONICA (od stac. 0+781,18 do stac. 1+244,65)

POTPORNI ZID br. 37 (1+119.28) 1:50

NAPOMENA:

- Sve prikazane visinske kote date su u HDKS koordinatnom sustavu.
- Kod potpornih zidova koji se izvode na nasipu, zbijenost temeljnog tla ispod sloja podbetona mora biti veća os 100 MN/m2.
- Kod potpornih zidova koji se izvode na stijeni sloj podbetona se izvodi na očišćenoj plohi nosive stijene.

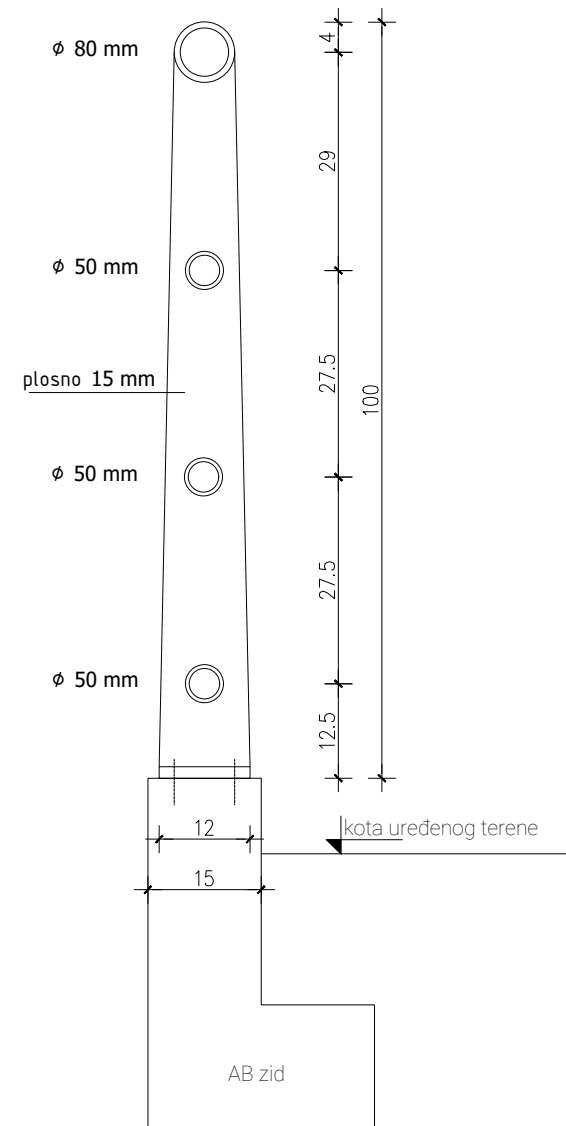
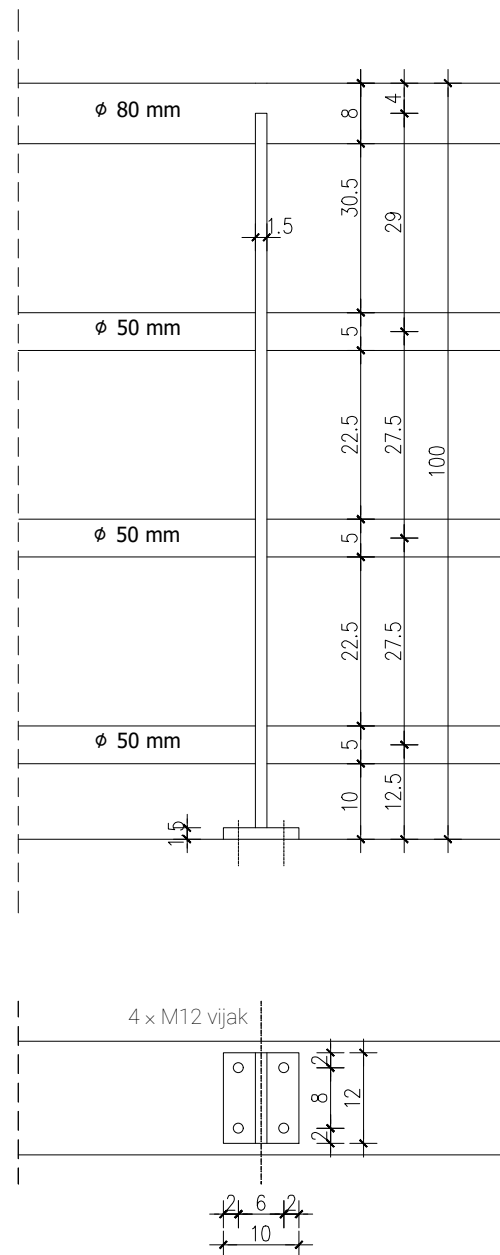
LEGENDA:


- MATERIJAL 1:** slaba stijenska masa kora trošenja (izrazito okršeni vapnenci s pukotinama) ($\gamma_K=24.0$ kN/m³, CK=120 kPa, $\phi_K=10^\circ$, ED=365 MPa).
- MATERIJAL 2:** Rastrošeni siltit pod utjecajem podzemne vode (organsko tlo) i/ili glinovite naslage, kameno kršje s zemljom crvenicom ($\gamma_K=18.0$ kN/m³, CK=32 kPa, $\phi_K=10^\circ$, ED=159 MPa).
- MATERIJAL 3:** Nasip ispod temeljne stope izveden od kamenitih materijala ($\gamma_K=23.0$ kN/m³, CK=0.0 kPa, $\phi_K=40^\circ$). Zbijenost ovog nasipa na vrhu mora biti veća od 100 MN/m2. Nasip se izvodi u slojevima maksimalne debljine 50.0 cm i zbija se vibrovaljcima.
- MATERIJAL 4:** Nasip ispred i iza potpornog zida izveden od kamenitih materijala ($\gamma_K=23.0$ kN/m³, CK=0.0 kPa, $\phi_K=40^\circ$). Zbijenost ovog nasipa na vrhu mora biti veća od 80 MN/m2. Nasip se izvodi u slojevima maksimalne debljine 80.0 cm i zbija se vibrovaljcima.
- MATERIJAL 5:** Drenažni nasip nekoherentnim kamenitim materijalom (tucanikom) frakcije 32-64 mm. Drenažni nasip mora biti sa svih strana oмотan geotekstilom težine 300 g/m2.
- MATERIJAL 6:** Humus (plodna zemlja – organsko tlo).
- MATERIJAL 7:** Podbeton C12/15.

	D&Z d.o.o. PROJECTING - CONSULTING - ENGINEERING Jerolima Viduića 7, Zadar, tel:023/22 08 60 E - mail: info@d-and-z.hr	INVESTITOR	GRAD ZADAR Narodni trg 1, 23000 Zadar
		GRADEVINA	REKONSTRUKCIJA ULICE DR. F. TUĐMANA U ZADRU - 3. DIONICA
PROJEKTANT	ANTE UGLEŠIĆ dipl.ing.grad. <i>Ante Uglješić</i>	SASTAV CRTEŽA	POTPORNI ZID br. 37 (1+119.28)
PROJEKTANT SURADNIK	NIKOLINA UGLEŠIĆ mag.ing.aedif. <i>N. Uglješić</i>	FAZA	izvedbeni ZAJEDNIČKA OZNAKA I.O. 11704-3
SURADNIK	IVAN MATACIN ing.grad. <i>Ivan Matacin</i>	MJERILO	1:50 TEHNIČKI DNEVNIK 2013
		DATUM	lipanj 2020. BROJ NACRTA 34

REKONSTRUKCIJA ULICE DR. FRANJE TUĐMANA U ZADRU - 3. DIONICA (od stac. 0+781,18 do stac. 1+244,65) DETALJ OGRADE NOGOSTUPA

1:10

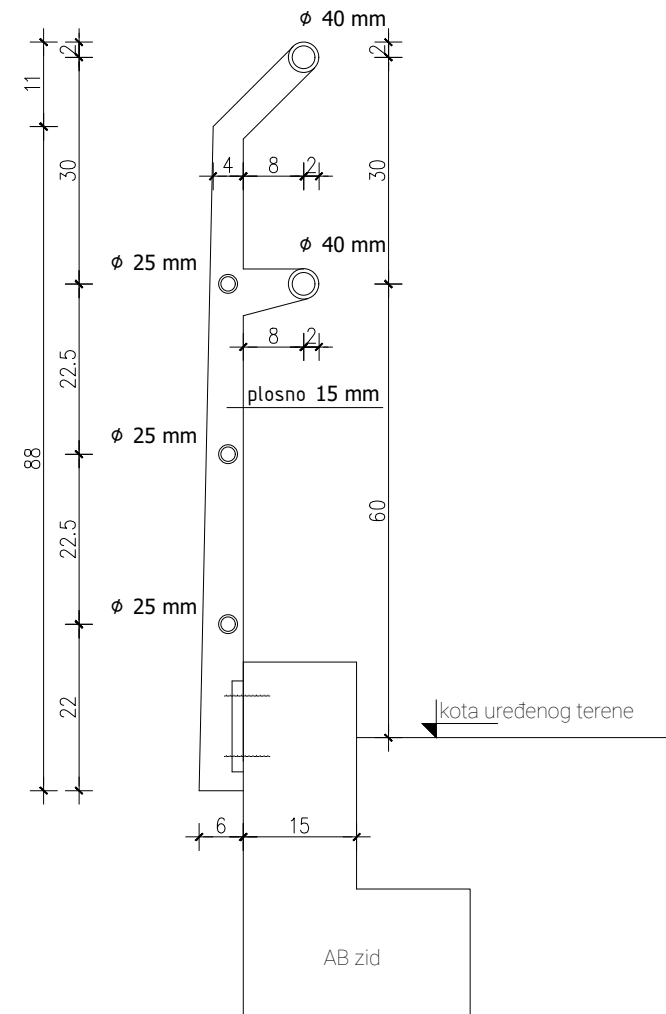
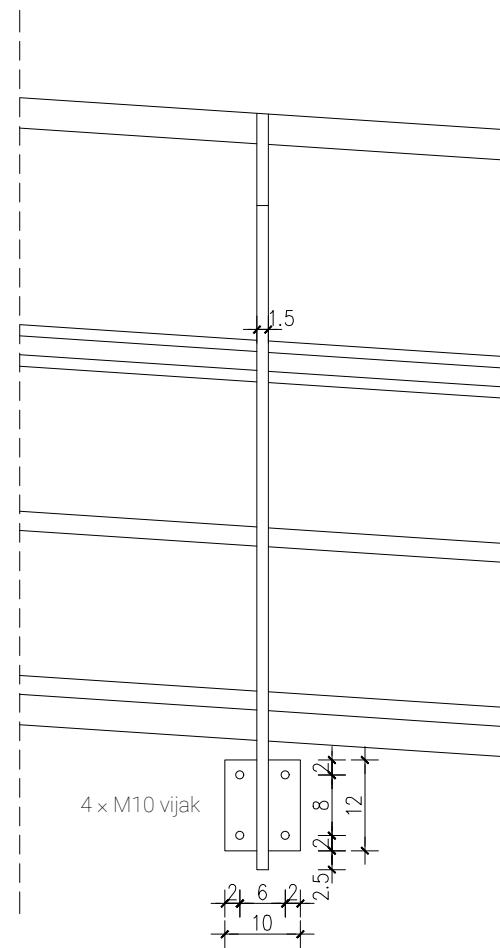



 D&Z d.o.o. PROJECTING - CONSULTING - ENGINEERING Jerolima Vidulića 7, Zadar, tel:023/22 08 60 E - mail: info@d-and-z.hr	INVESTITOR	GRAD ZADAR Narodni trg 1, 23000 Zadar	
	GRAĐEVINA	REKONSTRUKCIJA ULICE DR. FUĐMANA TUĐMANA U ZADRU - 3. DIONICA	
PROJEKTANT	ANTE UGLEŠIĆ dipl.ing.grad. <i>Ante Uglješić</i>	SASTAV CRTEŽA	DETALJ OGRADE NOGOSTUPA
PROJEKTANT SURADNIK	NIKOLINA UGLEŠIĆ mag.ing.aedif. <i>N. Uglješić</i>	FAZA	izvedbeni
SURADNIK	IVAN MATACIN ing.grad. <i>Ivan Matacin</i>	MJERILO	1:10
		DATUM	lipanj 2020.
		ZAJEDNIČKA OZNAKA	I.O. 11704-3
		TEHNIČKI DNEVNIK	2013
		BROJ NACRTA	35

REKONSTRUKCIJA ULICE DR. FRANJE TUĐMANA U ZADRU - 3. DIONICA (od stac. 0+781,18 do stac. 1+244,65)

DETALJ OGRADE RAMPE

1:10



 D&Z d.o.o. PROJECTING - CONSALTING - ENGINEERING Jerolima Vidulića 7, Zadar, tel:023/22 08 60 E - mail: info@d-and-z.hr	INVESTITOR	GRAD ZADAR Narodni trg 1, 23000 Zadar	
	GRAĐEVINA	REKONSTRUKCIJA ULICE DR. FUĐMANA TUĐMANA U ZADRU - 3. DIONICA	
PROJEKTANT	ANTE UGLEŠIĆ dipl.ing.grad. <i>Ante Uglješić</i>	SASTAV CRTEŽA	DETALJ OGRADE RAMPE
PROJEKTANT SURADNIK	NIKOLINA UGLEŠIĆ mag.ing.aedif. <i>N. Uglješić</i>	FAZA	izvedbeni
SURADNIK	IVAN MATACIN ing.grad. <i>Ivan Matacin</i>	MJERILO	1:10
		DATUM	lipanj 2020.
		ZAJEDNIČKA OZNAKA	I.O. 11704-3
		TEHNIČKI DNEVNIK	2013
		BROJ NACRTA	36

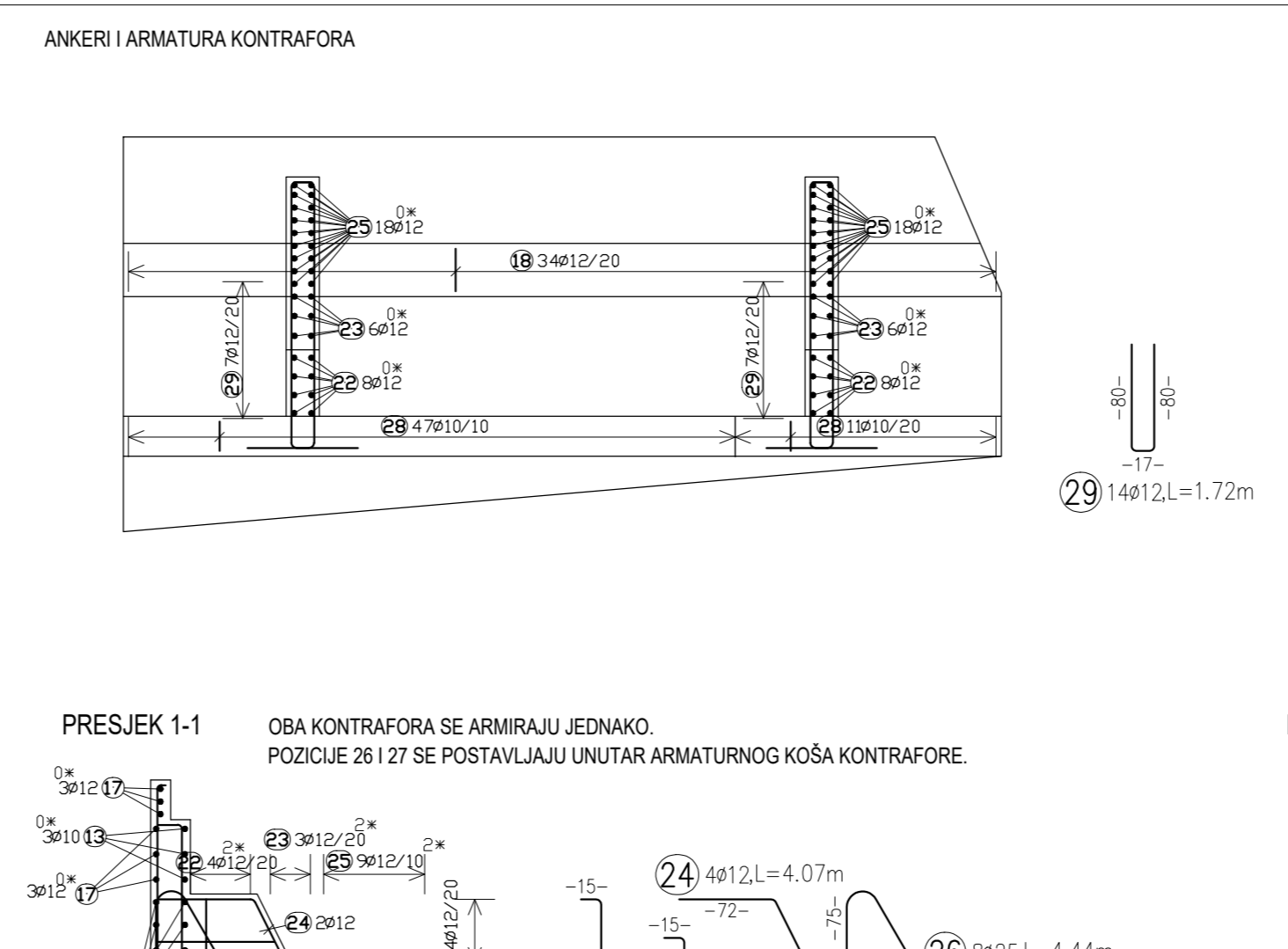
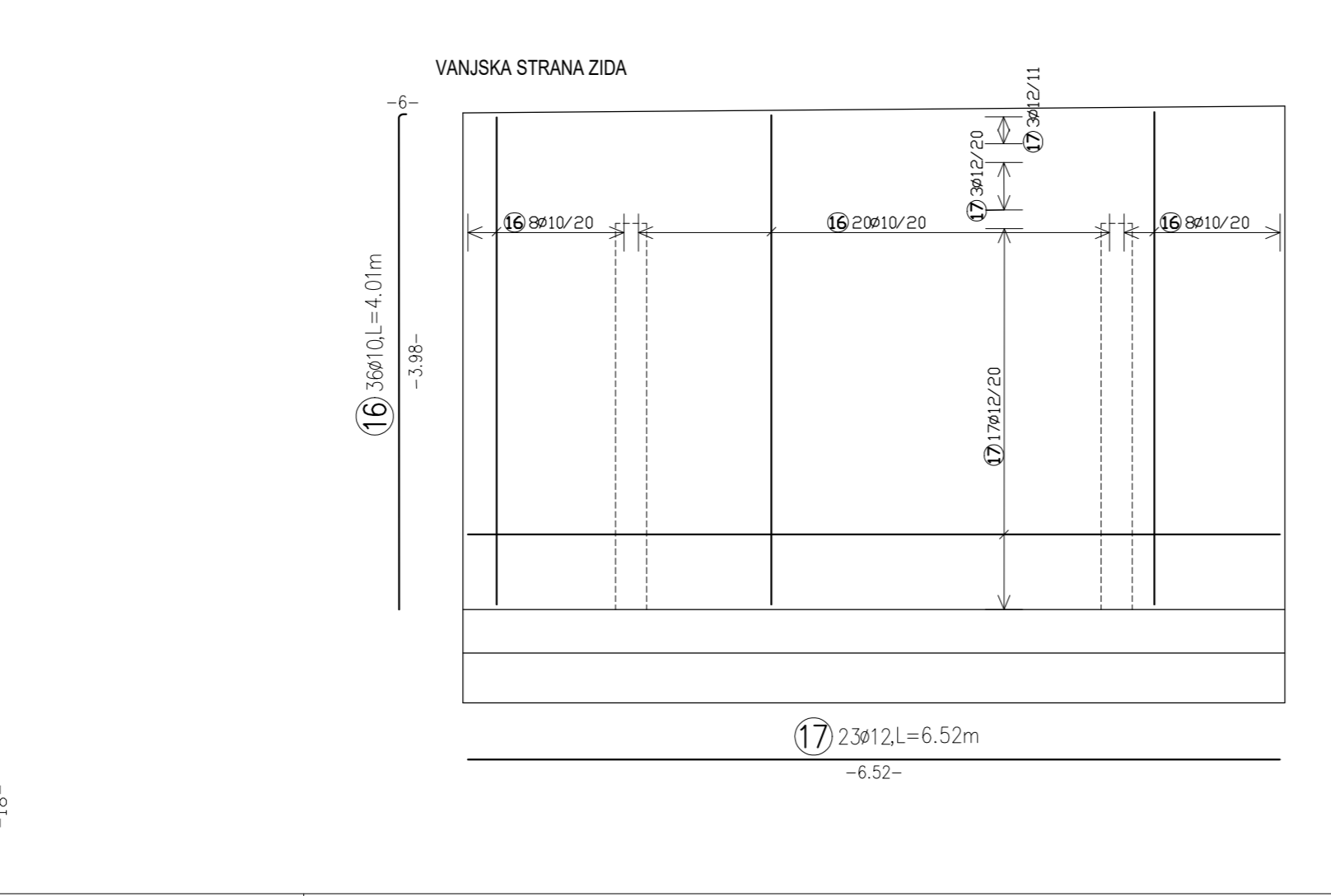
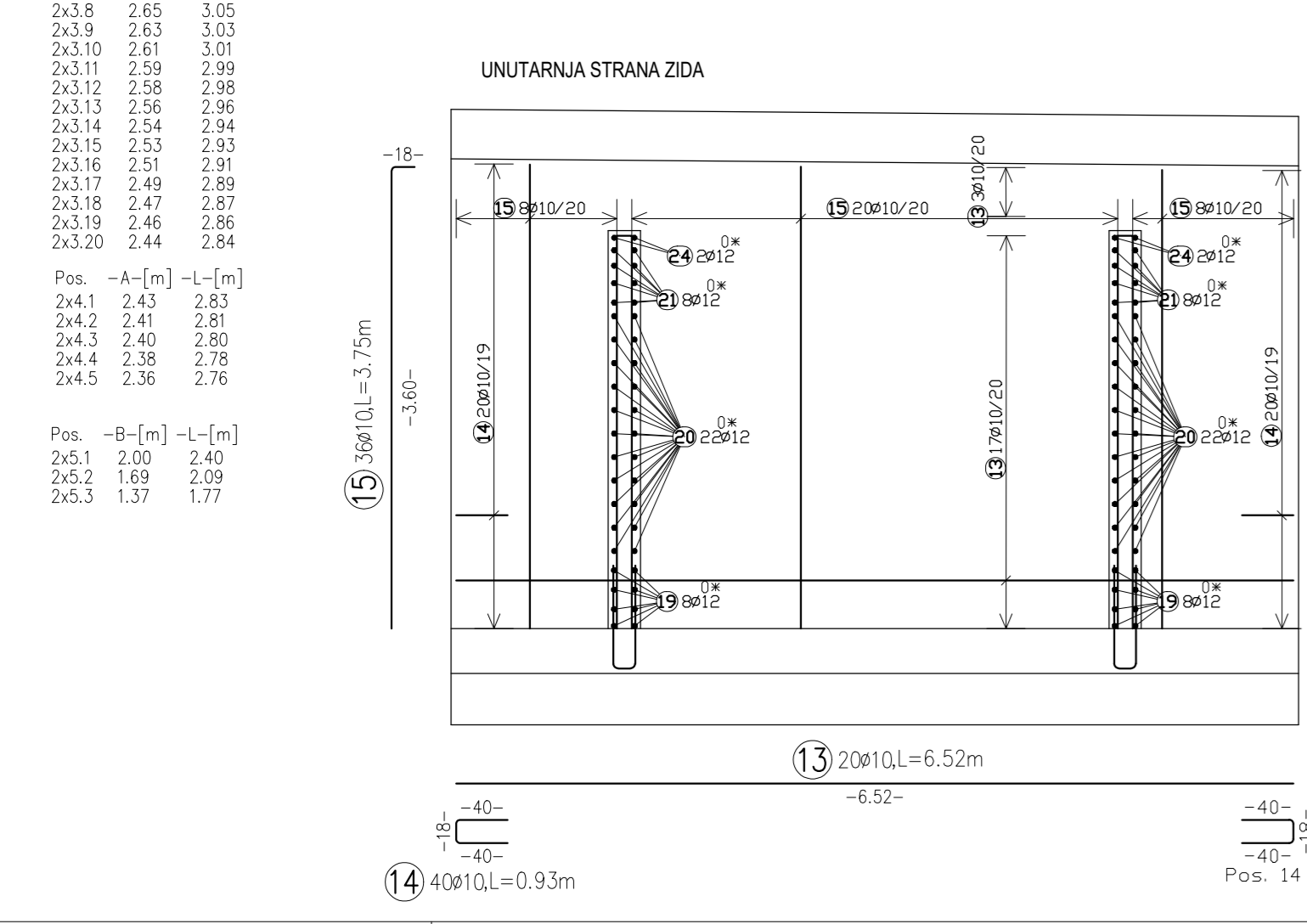
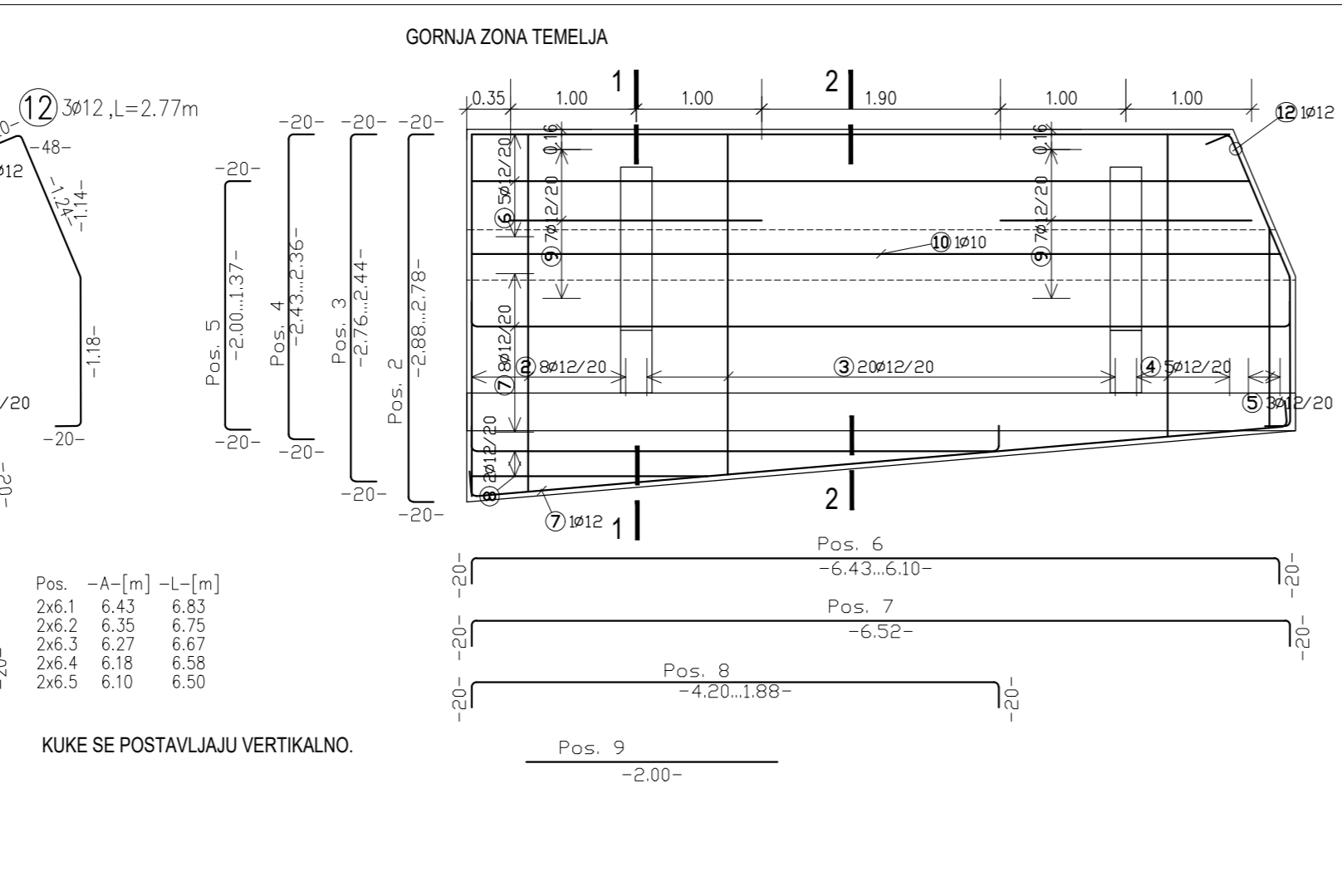
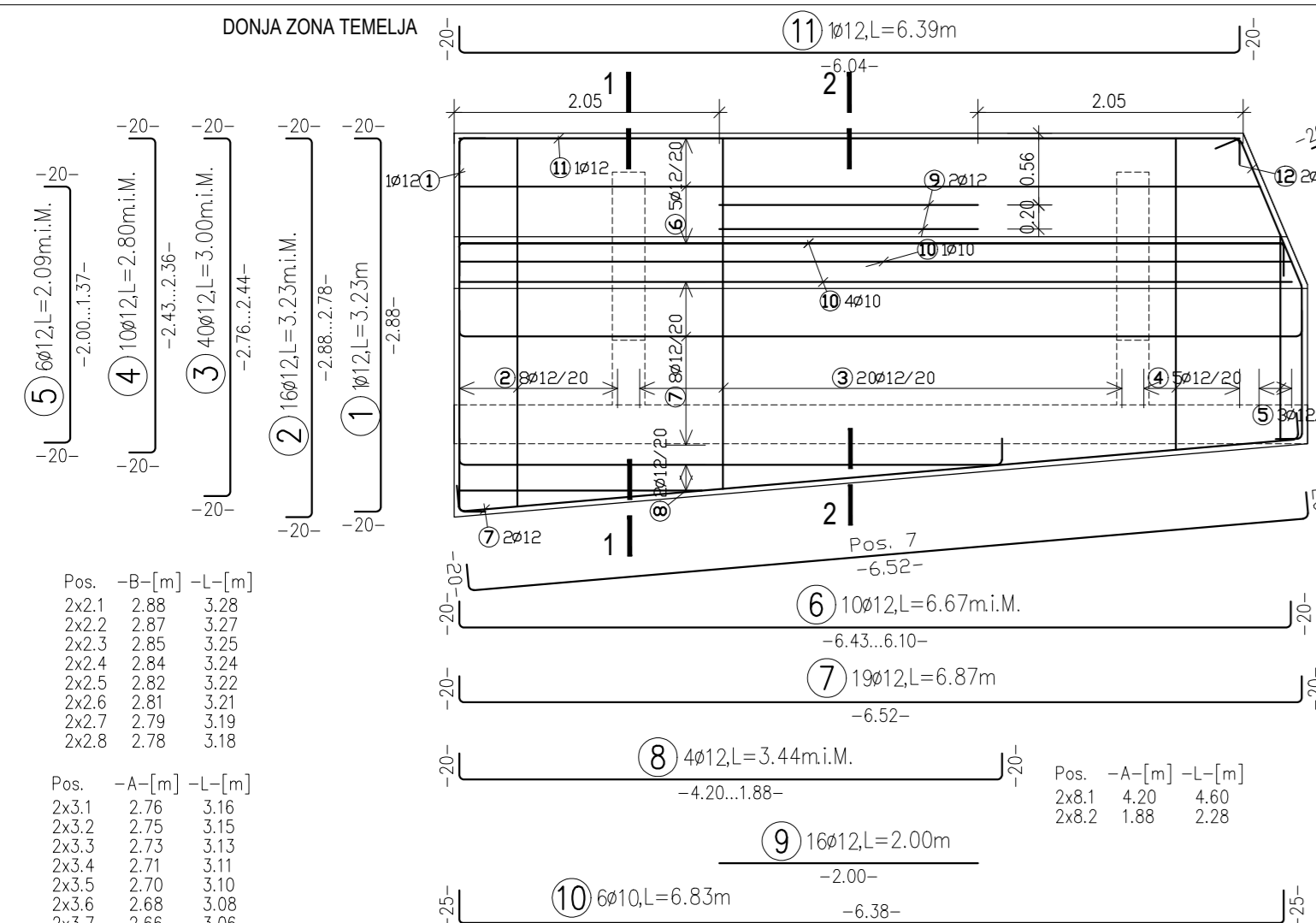
D & Z doo

projektiranje
graditeljstvo
vanjska trgovina
Jerolima Vidulića 7
23000 Zadar
OIB: 13899490518
e-mail: info@d-and-z.hr
tel 023 220 860



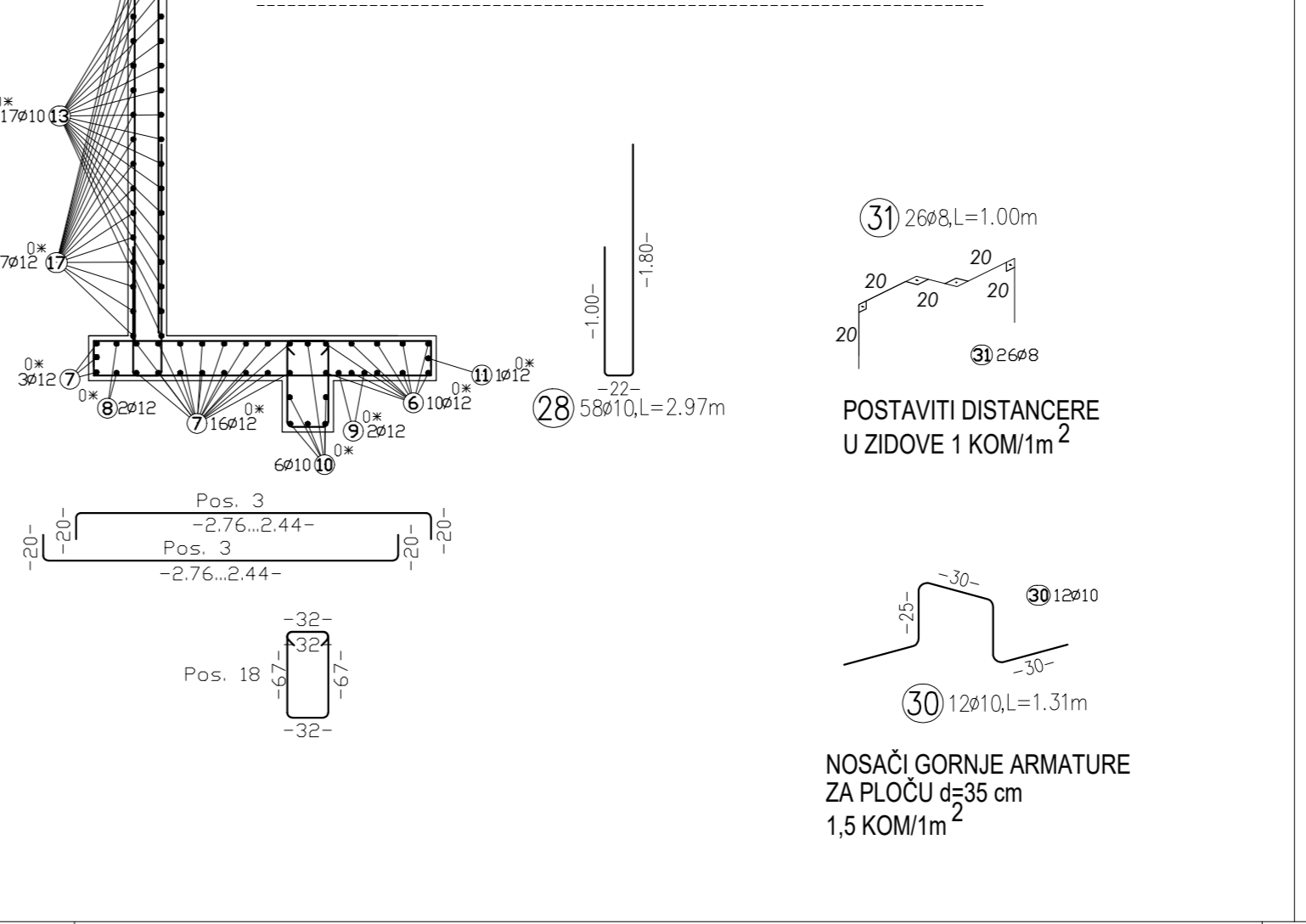
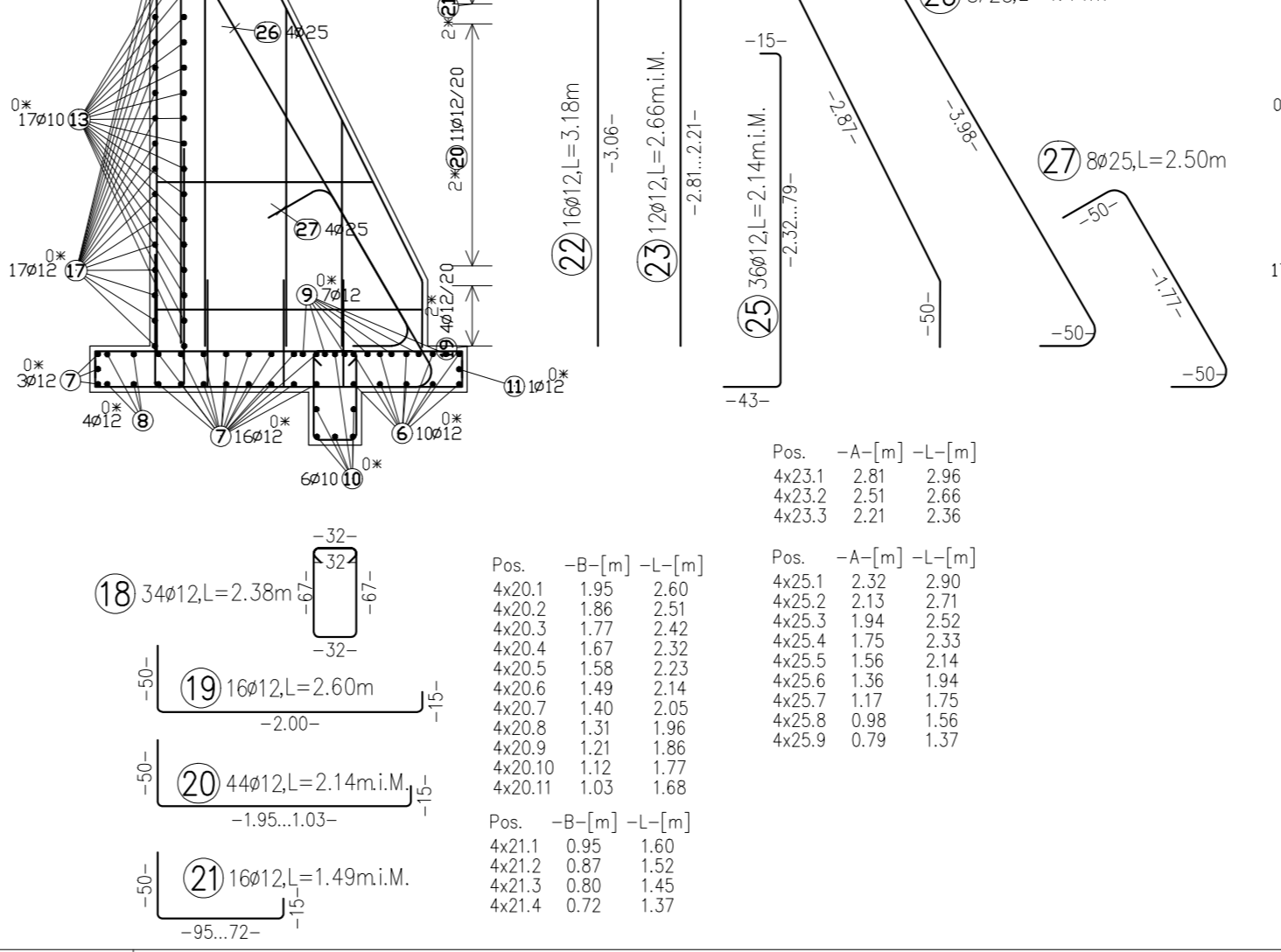
investitor	GRAD ZADAR Narodni trg 1, 23000 Zadar OIB: 09933651854
građevina	REKONSTRUKCIJA ULICE DR. FRANJE TUĐMANA U ZADRU – 3. DIONICA (od stac. 0+781,18 do stac. 1+244,65)
lokacija	Zadar, Zadarska županija k.č. 9355/22, 3703/38, 3857/7, 3705/4, 4763/2, 4761/7, 9355/23, 4737/6, 4790/35, 4790/36, 4790/37, 4764/10, 10802/2, 4764/9, 10829/2 u k.o. Zadar
projekt	GRAĐEVINSKI – PROJEKT NOSIVE KONSTRUKCIJE POTPORNIH ZIDOVA
nivo razrade	IZVEDBENI PROJEKT
tehnički dnevnik	2013
zajednička oznaka projekta	I.O. 11704-3

4. GRAFIČKI PRILOZI



PRESJEK 2-2

Pos.	BAR No.	SCHEDULE d	Steelgrade: 500S Length	D8	D10	D12	D25
1	1	12	3.23			3.23	
2	16	12	3.23*			51.68	
3	40	12	3.00*			120.00	
4	10	12	2.80*			28.00	
5	6	12	2.09*			12.54	
6	10	12	6.67*			66.70	
7	19	12	6.87			130.53	
8	4	12	3.44*			13.76	
9	16	12	2.00			32.00	
10	6	10	6.83		40.98		
11	1	12	6.39			6.39	
12	3	12	2.77			8.31	
13	20	10	6.52		130.40		
14	40	10	0.93		37.20		
15	36	10	3.75		135.00		
16	36	10	4.01		144.36		
17	23	12	6.52			149.96	
18	34	12	2.38			80.92	
19	16	12	2.60			41.60	
20	44	12	2.14*			94.16	
21	16	12	1.49*			23.84	
22	16	12	3.18			50.88	
23	12	12	2.66*			31.92	
24	4	12	4.07			16.28	
25	36	12	2.14*			77.04	
26	8	25	4.43				35.44
27	8	25	2.50				20.00
28	58	10	2.97		172.26		
29	14	12	1.72			24.08	
30	12	10	1.30				15.60
31	26	8	1.00	26.00			
* = in average							
Total lengths				26.00	675.80	1063.82	55.44
kg / m				D8 0.395	D10 0.617	D12 0.888	D25 3.853
kg / d				10.270	416.969	944.672	213.610
Total weight (kg)				1585.521			



REKONSTRUKCIJA ULICE DR. FRANJE TUĐMANA U ZADRU - 3. DIONICA (od stac. 0+781,18 do stac. 1+244,65)

ARMATURA POTPORNOG ZIDA 01

1:50

c=4 cm

B500B, C35/45

POTREBNO JE IZVESTI BARBAKANE PROMJERA Ø120.00mm. IZVODE SE NA 20.0cm IZNAD KOTE PROJEKTIRANOG GOTOVO UREĐENOG TERENA. BARBAKANE U KONTRAFORAMA SE IZVODE 5cm OD RUBA ZIDA.

POTPORNI ZID IZVODI SE NA STIJENI.

POSTAVITI DISTANCERE U ZIDOVE 1 KOM/1m²

NOSAČI GORNJE ARMATURE ZA PLOČU d=35 cm 1,5 KOM/1m²

PROJEKTANT	D&Z d.o.o. PROJECTING - CONSULTING - ENGINEERING Jerolima Vidulića 7, Zadar, tel:02322 08 60 E - mail: info@d-and-z.hr	INVESTITOR	GRAD ZADAR	
			Narodni trg 1, 23000 Zadar	
PROJEKTANT SURADNIK	ANTE UGLEŠIĆ dipl.ing.grad. <i>Ante Uglešić</i>	SASTAV CRTEŽA	REKONSTRUKCIJA ULICE DR. FRANJE TUĐMANA U ZADRU - 3. DIONICA	
			ARMATURA POTPORNOG ZIDA 01	
SURADNIK	NIKOLINA UGLEŠIĆ mag.ing.aedif. <i>Nikolina Uglešić</i>	MJEŠLO	ARMATURA POTPORNOG ZIDA 01	
			1:50	TEHNIČKI DNEVNIK
DATUM		lipanj 2020.		BROJ NACRTA
				1
		FAZA	izvedbeni	ZAJEDNIČKA OZNAKA
				I.O. 11704-3
				2013

Project: 2013 REKONSTRUKCIJA ULICE DR. FRANJE TUĐMANA U ZADRU – 3. DIONICA

/ 01

Project data

Title : REKONSTRUKCIJA ULICE DR. FRANJE TUĐMANA U ZADRU – 3. DIONICA

Content : POTPORNI ZID 01

Plan No. : 01

All total length of bar profiles axial length

B A R S C H E D U L E Steelgrade: 500S

Pos.	No.	d	Length	D8	D10	D12	D25
1	1	12	3.23			3.23	
2	16	12	3.23*			51.68	
3	40	12	3.00*			120.00	
4	10	12	2.80*			28.00	
5	6	12	2.09*			12.54	
6	10	12	6.67*			66.70	
7	19	12	6.87			130.53	
8	4	12	3.44*			13.76	
9	16	12	2.00			32.00	
10	6	10	6.83		40.98		
11	1	12	6.39			6.39	
12	3	12	2.77			8.31	
13	20	10	6.52		130.40		
14	40	10	0.93		37.20		
15	36	10	3.75		135.00		
16	36	10	4.01		144.36		
17	23	12	6.52			149.96	
18	34	12	2.38			80.92	
19	16	12	2.60			41.60	
20	44	12	2.14*			94.16	
21	16	12	1.49*			23.84	
22	16	12	3.18			50.88	
23	12	12	2.66*			31.92	
24	4	12	4.07			16.28	
25	36	12	2.14*			77.04	
26	8	25	4.43				35.44
27	8	25	2.50				20.00
28	58	10	2.97		172.26		
29	14	12	1.72			24.08	
30	12	10	1.30		15.60		
31	26	8	1.00	26.00			

* = in average

Total lengths			26.00	675.80	1063.82	55.44			
kg / m		D8	0.395	D10	0.617	D12	0.888	D25	3.853
kg / d			10.270	416.969	944.672	213.610			

Total weight (kg) 1585.521

Project: 2013 REKONSTRUKCIJA ULICE DR. FRANJE TUĐMANA U ZADRU - 3. DIONICA

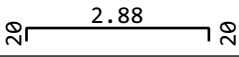
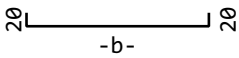
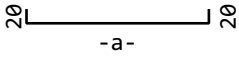
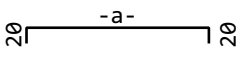
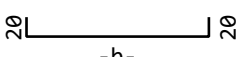
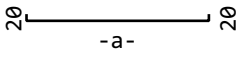
/ 01

Project data

Title : REKONSTRUKCIJA ULICE DR. FRANJE TUĐMANA U ZADRU - 3. DIONICA

Content : POTPORNI ZID 01

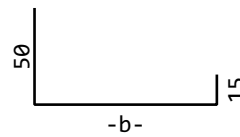

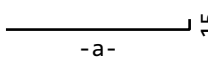
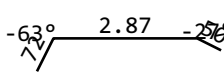
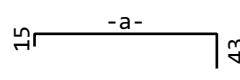
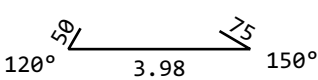
Plan No. : 01

B E N D I N G S C H E D U L E Steelgrade: 500S								
Pos.	No.	d	Length	br. ds	Type	shape code	Tot.L	Weight kg
1	1	12	3.23	4	A1		3.23	2.868
2	16	12	--	4	A3	 Pos.No.Length -b- 1 2 3.28 2.88 2 2 3.27 2.87 3 2 3.25 2.85 4 2 3.24 2.84 5 2 3.22 2.82 6 2 3.21 2.81 7 2 3.19 2.79 8 2 3.18 2.78	51.68	45.892
3	40	12	--	4	A1	 Pos.No.Length -a- 1 2 3.16 2.76 2 2 3.15 2.75 3 2 3.13 2.73 4 2 3.11 2.71 5 2 3.10 2.70 6 2 3.08 2.68 7 2 3.06 2.66 8 2 3.05 2.65 9 2 3.03 2.63 10 2 3.01 2.61 11 2 2.99 2.59 12 2 2.98 2.58 13 2 2.96 2.56 14 2 2.94 2.54 15 2 2.93 2.53 16 2 2.91 2.51 17 2 2.89 2.49 18 2 2.87 2.47 19 2 2.86 2.46 20 2 2.84 2.44	120.00	106.560
4	10	12	--	4	A1	 Pos.No.Length -a- 1 2 2.83 2.43 2 2 2.81 2.41 3 2 2.80 2.40 4 2 2.78 2.38 5 2 2.76 2.36	28.00	24.864
5	6	12	--	4	A3	 Pos.No.Length -b- 1 2 2.40 2.00 2 2 2.09 1.69 3 2 1.77 1.37	12.54	11.136
6	10	12	--	4	A1		66.70	59.230

Project: 2013 REKONSTRUKCIJA ULICE DR. FRANJE TUĐMANA U ZADRU - 3. DIONICA

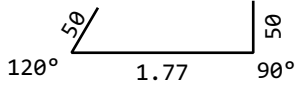
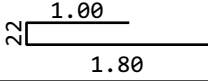

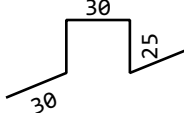
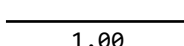
/ 01

B E N D I N G S C H E D U L E Steelgrade: 500S								
Pos.	No.	d	Length	dbr. ds	Type	shape code	Tot.L	Weight kg
6						Pos.No.Length -a- 1 2 6.83 6.43 2 2 6.75 6.35 3 2 6.67 6.27 4 2 6.58 6.18 5 2 6.50 6.10		
7	19	12	6.87	4	A1		130.53	115.911
8	4	12	--	4	A1	-a- Pos.No.Length -a- 1 2 4.60 4.20 2 2 2.28 1.88	13.76	12.219
9	16	12	2.00	4	A1		32.00	28.416
10	6	10	6.83	4	A1		40.98	25.285
11	1	12	6.39	4	A1		6.39	5.674
12	3	12	2.77	4	C1		8.31	7.379
13	20	10	6.52	4	A1		130.40	80.457
14	40	10	0.93	4	A3		37.20	22.952
15	36	10	3.75	4	A2		135.00	83.295
16	36	10	4.01	4	A2		144.36	89.070
17	23	12	6.52	4	A1		149.96	133.164
18	34	12	2.38	4	A4		80.92	71.857
19	16	12	2.60	4	A2		41.60	36.941
20	44	12	--	4	A2	-b- 1 4 2.60 1.95	94.16	83.614

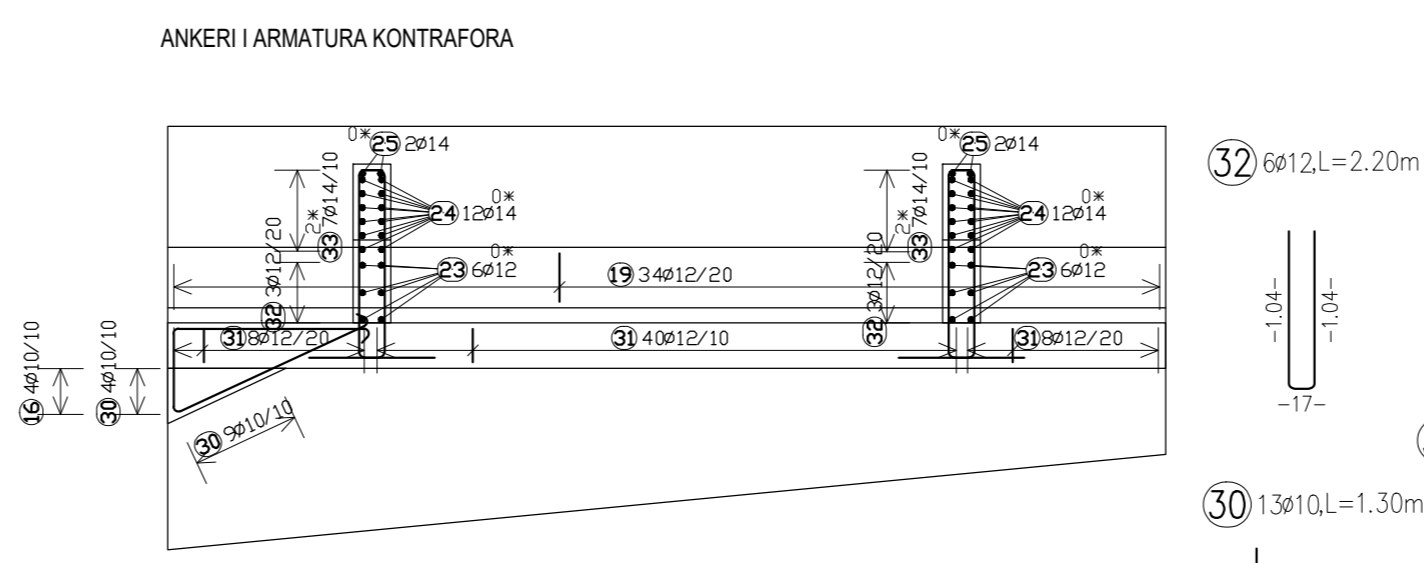
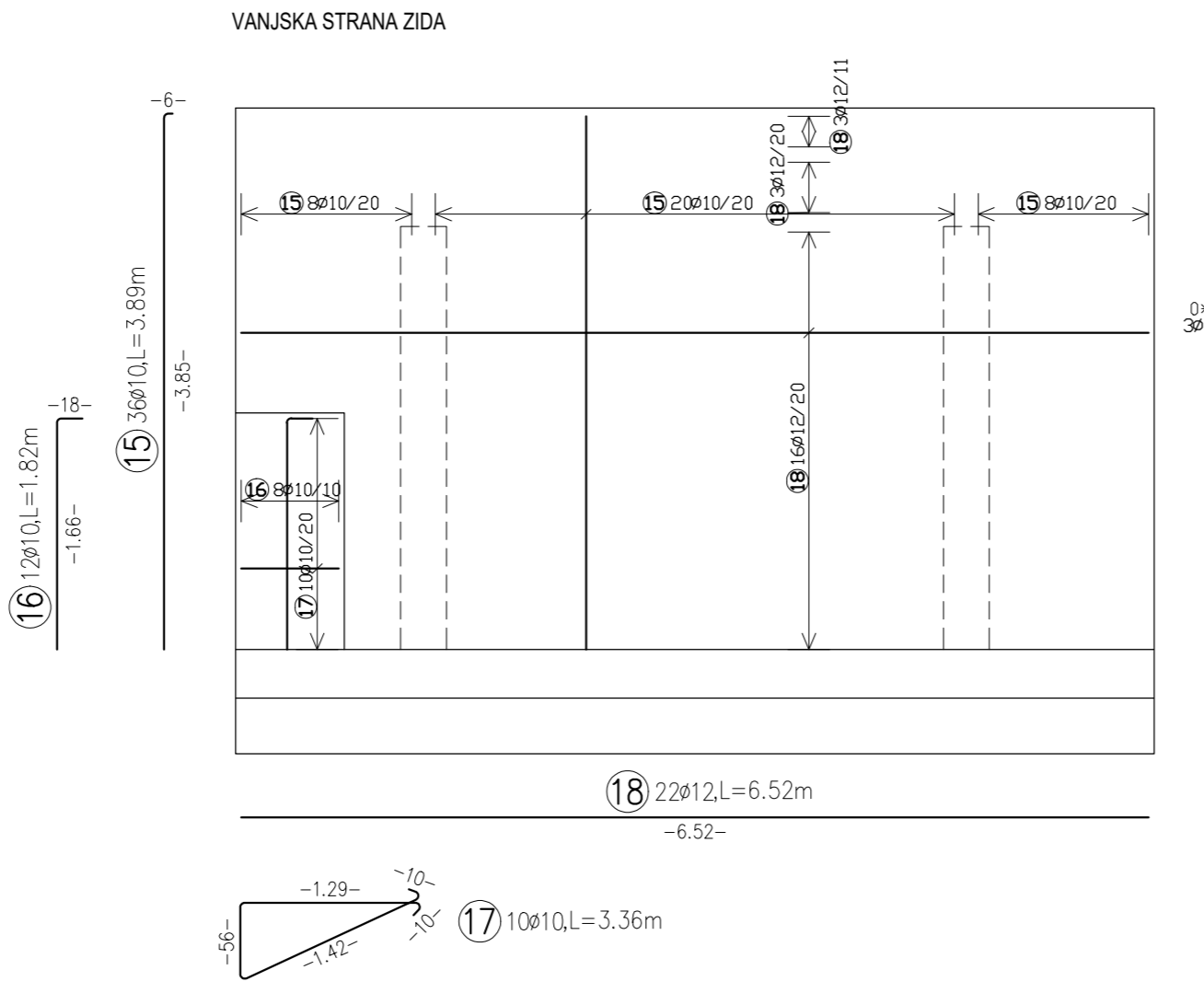
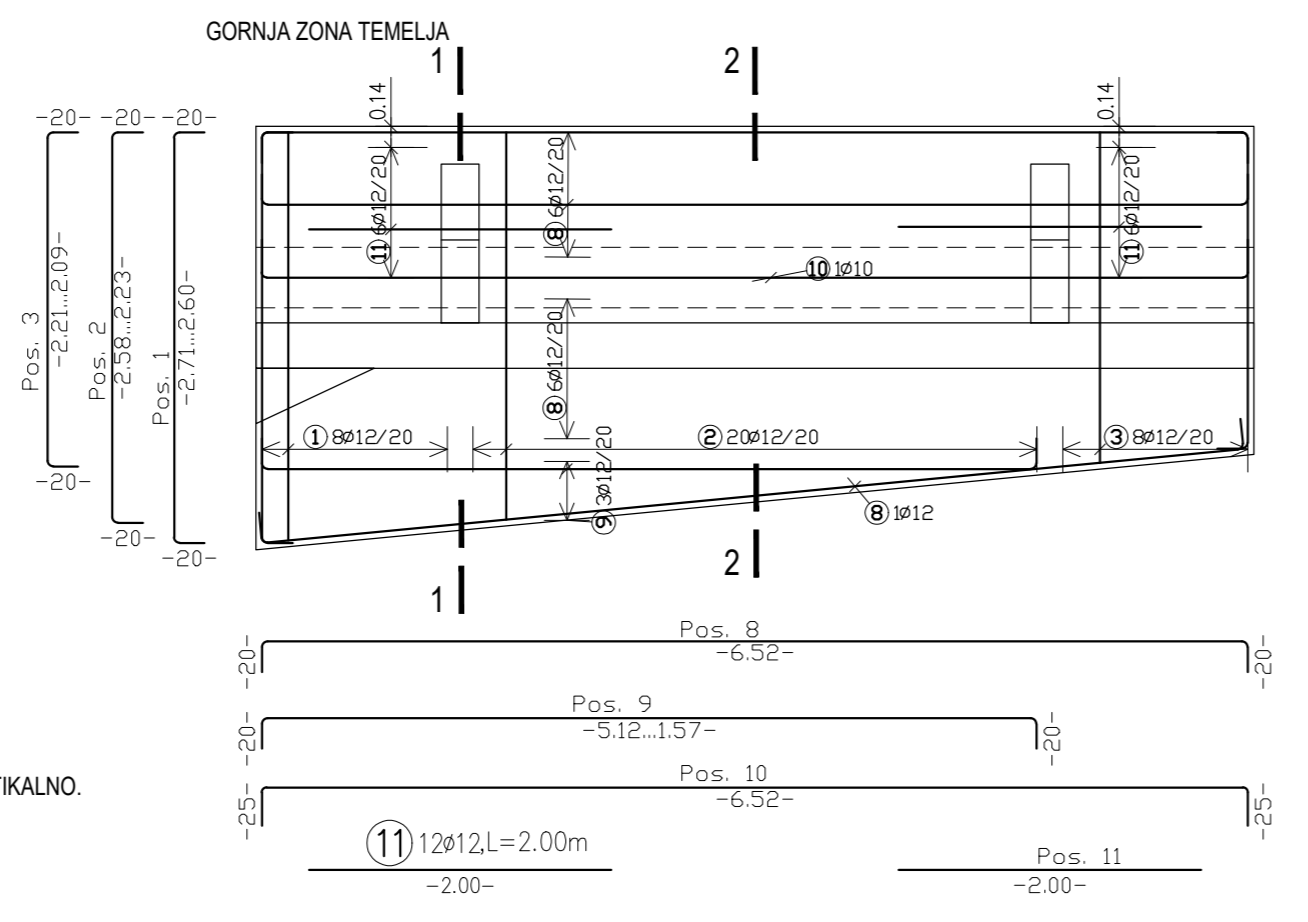
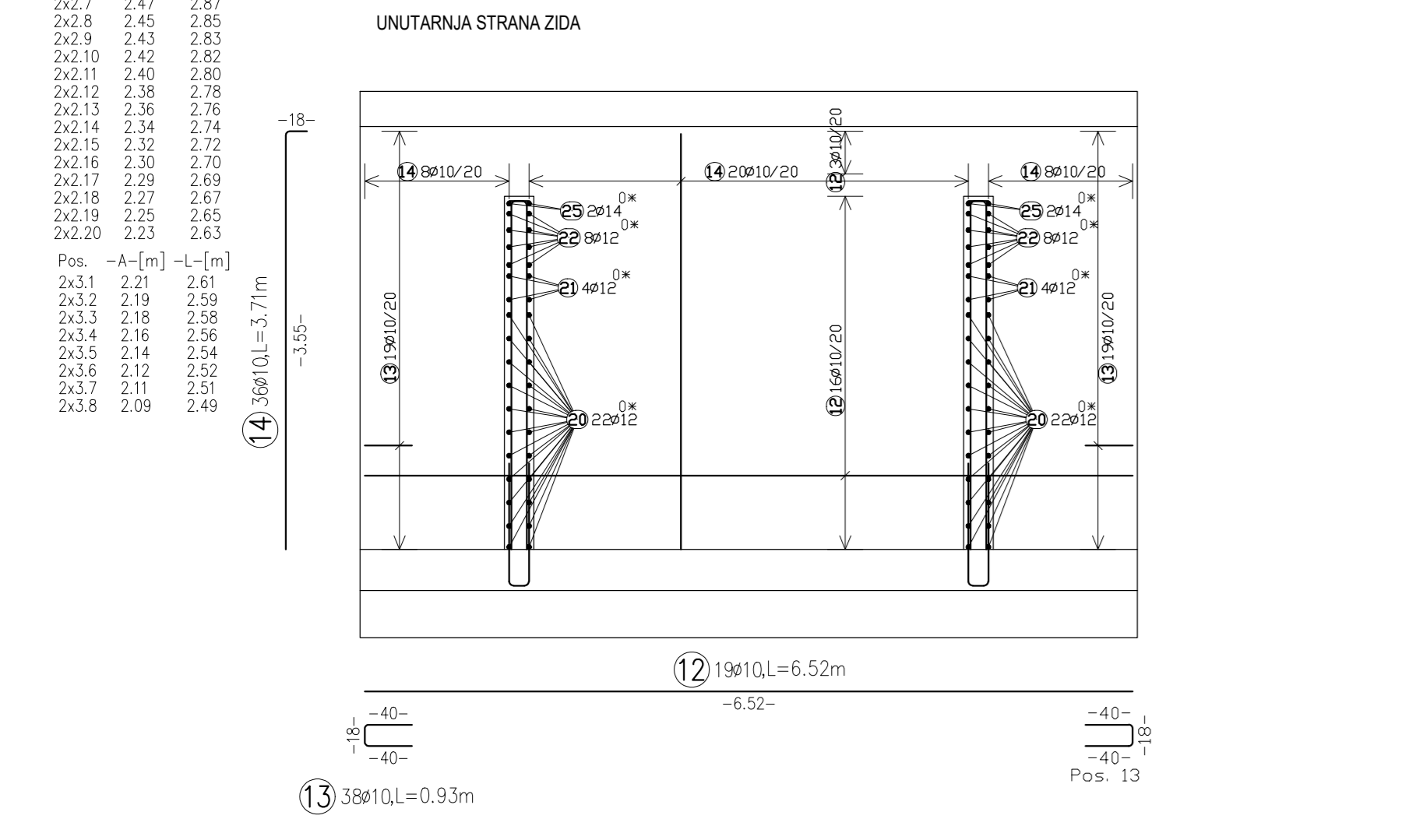
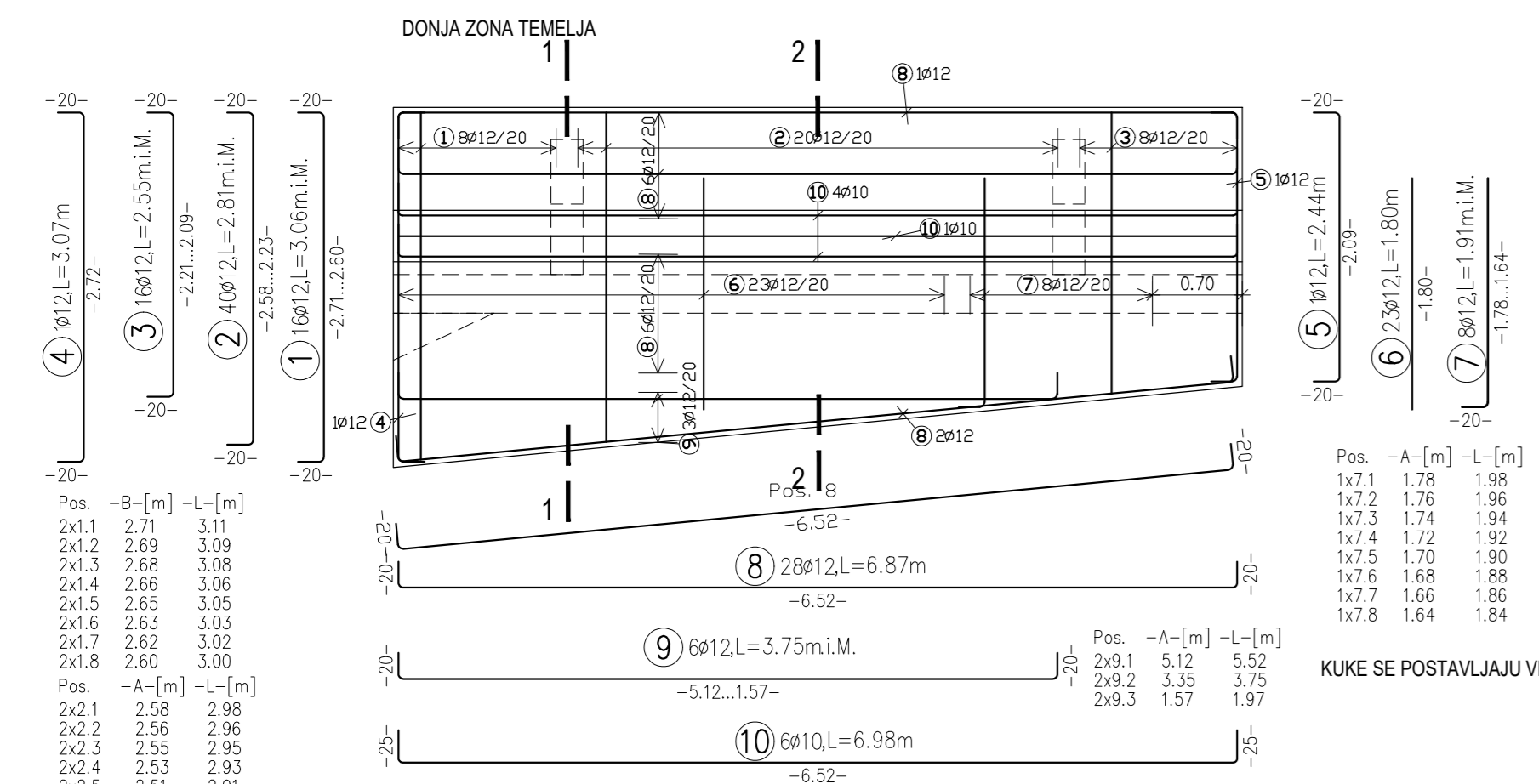
B E N D I N G S C H E D U L E Steelgrade: 500S								
Pos.	No.	d	Length	db ds	Type	shape code	Tot.L	Weight kg
20						Pos.No.Length -b- 2 4 2.51 1.86 3 4 2.42 1.77 4 4 2.32 1.67 5 4 2.23 1.58 6 4 2.14 1.49 7 4 2.05 1.40 8 4 1.96 1.31 9 4 1.86 1.21 10 4 1.77 1.12 11 4 1.68 1.03		
21	16	12	--	4	A2	 Pos.No.Length -b- 1 4 1.60 0.95 2 4 1.52 0.87 3 4 1.45 0.80 4 4 1.37 0.72	23.84	21.170
22	16	12	3.18	4	A1		50.88	45.181
23	12	12	--	4	A1	 Pos.No.Length -a- 1 4 2.96 2.81 2 4 2.66 2.51 3 4 2.36 2.21	31.92	28.345
24	4	12	4.07	4	X1	 Nr. dx dy l >° 1 0.32 0.64 0.72 -63 2 2.87 0.00 2.87 -27 3 0.45 -0.23 0.50	16.28	14.457
25	36	12	--	4	A1	 Pos.No.Length -a- 1 4 2.90 2.32 2 4 2.71 2.13 3 4 2.52 1.94 4 4 2.33 1.75 5 4 2.14 1.56 6 4 1.94 1.36 7 4 1.75 1.17 8 4 1.56 0.98 9 4 1.37 0.79	77.04	68.412
26	8	25	4.43	7	X1	 Nr. dx dy l >° 1 -0.25 -0.43 0.50 120 2 3.98 0.00 3.98 150 3 -0.65 0.38 0.75	35.44	136.550

Project: 2013 REKONSTRUKCIJA ULICE DR. FRANJE TUĐMANA U ZADRU - 3. DIONICA


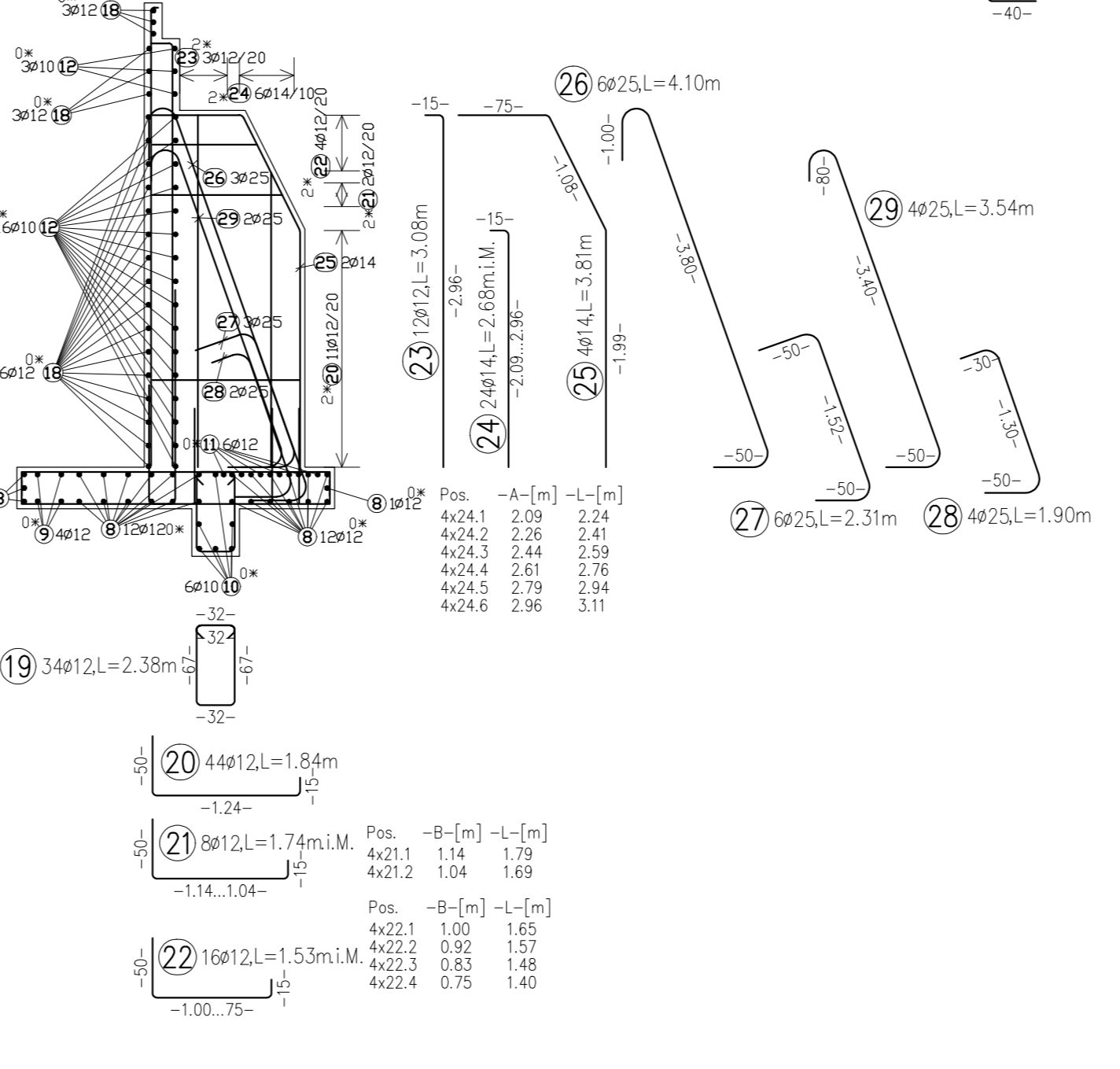
/ 01

B E N D I N G S C H E D U L E Steelgrade: 500S																												
Pos.	No.	d	Length	dbr. ds	Type	shape code	Tot.L	Weight kg																				
27	8	25	2.50	7	X1	 <table border="1"> <tr> <td>Nr.</td> <td>dx</td> <td>dy</td> <td>l</td> <td>>°</td> </tr> <tr> <td>1</td> <td>-0.25</td> <td>-0.43</td> <td>0.50</td> <td>120</td> </tr> <tr> <td>2</td> <td>1.77</td> <td>0.00</td> <td>1.77</td> <td>90</td> </tr> <tr> <td>3</td> <td>-0.00</td> <td>0.50</td> <td>0.50</td> <td></td> </tr> </table>	Nr.	dx	dy	l	>°	1	-0.25	-0.43	0.50	120	2	1.77	0.00	1.77	90	3	-0.00	0.50	0.50		20.00	77.060
Nr.	dx	dy	l	>°																								
1	-0.25	-0.43	0.50	120																								
2	1.77	0.00	1.77	90																								
3	-0.00	0.50	0.50																									
28	58	10	2.97	4	A3		172.26	106.284																				
29	14	12	1.72	4	A3		24.08	21.383																				
30	12	10	1.30	4	D2		15.60	9.625																				
31	26	8	1.00	4	A1		26.00	10.270																				

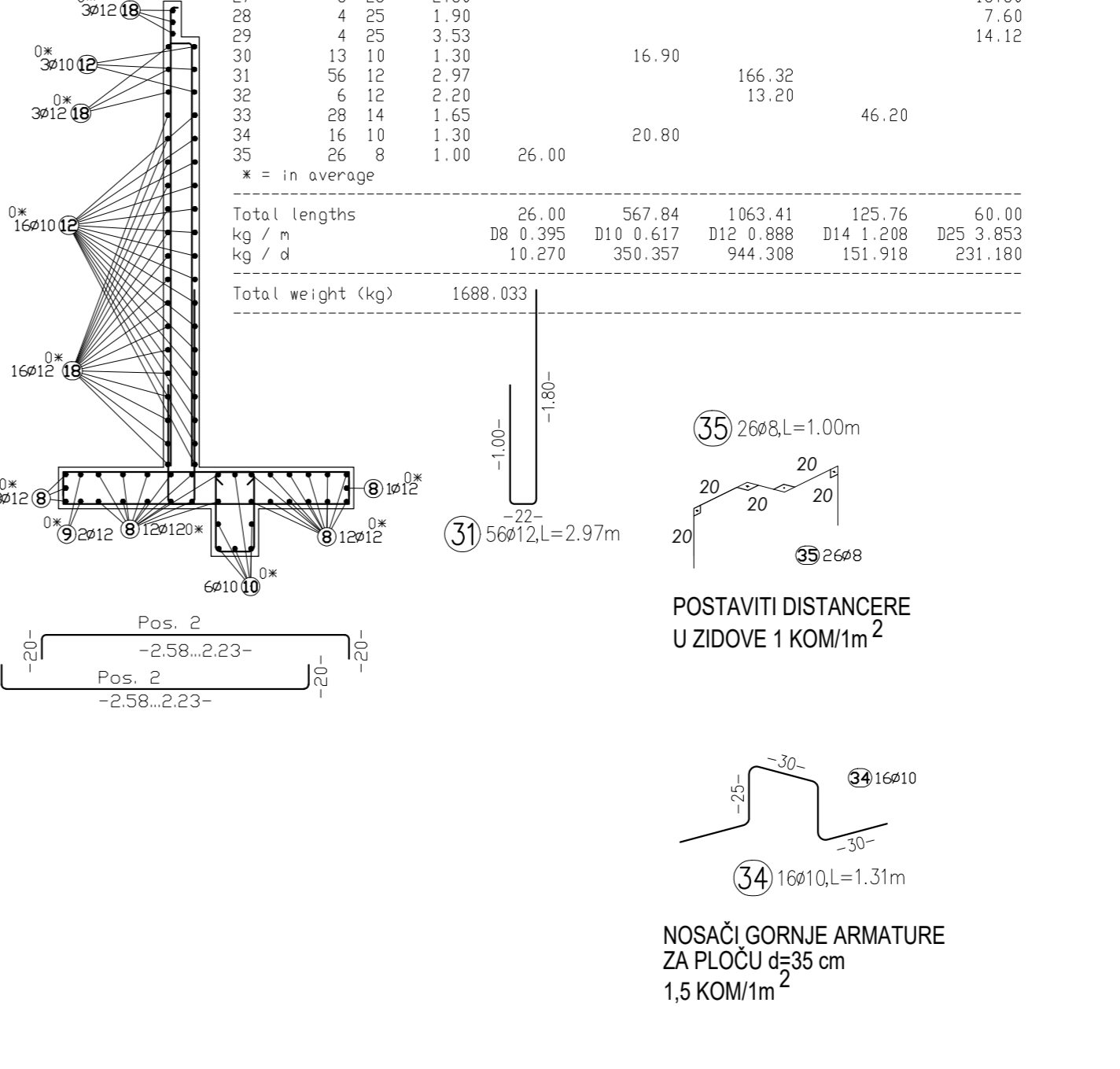
Total weight (kg) 1585.521



PRESJEK 1-1 OBA KONTRAFORA SE ARMIRAJU JEDNAKO. POZICJE 26 - 29 SE POSTAVLJAJU UNUTAR ARMATURNOG KOŠA KONTRAFORE.



PRESJEK 2-2



Pos.	No.	Steelgrade: 500S	Length	Diameter			
				D8	D10	D12	D14
1	16	12	3.06*				
2	40	12	2.81*				
3	16	12	2.55*				
4	1	12	3.07				
5	1	12	2.44				
6	23	12	1.80				
7	8	12	1.91*				
8	28	12	6.87				
9	6	12	3.75*				
10	6	10	6.98				
11	12	12	2.00				
12	19	10	6.52				
13	38	10	0.93				
14	36	10	3.71				
15	36	10	3.89				
16	12	10	1.82				
17	10	10	3.36				
18	22	12	6.52				
19	34	12	2.38				
20	44	12	1.84				
21	8	12	1.74*				
22	16	12	1.53*				
23	12	12	3.08				
24	24	14	2.68*				
25	4	14	3.81				
26	6	25	4.08				
27	6	25	2.30				
28	4	25	1.90				
29	4	25	3.53				
30	13	10	1.30				
31	56	12	2.97				
32	6	12	2.20				
33	28	14	1.65				
34	16	10	1.30				
35	26	8	1.00				

Total lengths		26.00	567.84	1063.41	125.76	60.00
kg / m		D8 0.395	D10 0.617	D12 0.888	D14 1.208	D25 3.853
kg / d		10.270	350.357	944.308	151.918	231.180
Total weight (kg)		1688.033				

REKONSTRUKCIJA ULICE DR. FRANJE TUĐMANA U ZADRU - 3. DIONICA (od stac. 0+781,18 do stac. 1+244,65)

ARMATURA POTPORNOG ZIDA 02

1:50
c=4 cm
B500B, C35/45

POTREBNO JE IZVESTI BARBAKANE PROMJERA Ø120.00mm. IZVODE SE NA 20.0cm IZNAD KOTE PROJEKTIRANOG GOTOVO UREĐENOG TERENA. BARBAKANE U KONTRAFORAMA SE IZVODE 5cm OD RUBA ZIDA.

POTPORNI ZID IZVODI SE NA STIJENI.

	D&Z d.o.o. PROJECTING - CONSULTING - ENGINEERING Jerolima Vidulića 7, Zadar, tel:02322 08 60 E-mail: info@d-and-z.hr	INVESTITOR GRAD ZADAR Narodni trg 1, 23000 Zadar
	GRAĐEVINA REKONSTRUKCIJA ULICE DR. FRANJE TUĐMANA U ZADRU - 3. DIONICA	SASTAV CRTEŽA ARMATURA POTPORNOG ZIDA 02
PROJEKTANT ANTE UGLEŠIĆ dipl.ing.grad. st. kl.	FAZA izvedbeni	ZAJEDNIČKA OZNAKA I.O. 11704-3
PROJEKTANT SURADNIK NIKOLINA UGLEŠIĆ mag.ing.aedif. N. Uješić	MJEŠLO 1:50	TEHNIČKI DNEVNIK 2013
SURADNIK	DATUM lipanj 2020.	BROJ NACRTA 2

Project: 2013 REKONSTRUKCIJA ULICE DR. FRANJE TUĐMANA U ZADRU – 3. DIONICA

/ 02

Project data

Title : REKONSTRUKCIJA ULICE DR. FRANJE TUĐMANA U ZADRU – 3. DIONICA
 Content : POTPORNI ZID 02
 Plan No. : 02

All total length of bar profiles axial length

B A R S C H E D U L E Steelgrade: 500S

Pos.	No.	d	Length	D8	D10	D12	D14	D25
1	16	12	3.06*			48.96		
2	40	12	2.81*			112.40		
3	16	12	2.55*			40.80		
4	1	12	3.07			3.07		
5	1	12	2.44			2.44		
6	23	12	1.80			41.40		
7	8	12	1.91*			15.28		
8	28	12	6.87			192.36		
9	6	12	3.75*			22.50		
10	6	10	6.98		41.88			
11	12	12	2.00			24.00		
12	19	10	6.52		123.88			
13	38	10	0.93		35.34			
14	36	10	3.71		133.56			
15	36	10	3.89		140.04			
16	12	10	1.82		21.84			
17	10	10	3.36		33.60			
18	22	12	6.52			143.44		
19	34	12	2.38			80.92		
20	44	12	1.84			80.96		
21	8	12	1.74*			13.92		
22	16	12	1.53*			24.48		
23	12	12	3.08			36.96		
24	24	14	2.68*				64.32	
25	4	14	3.81				15.24	
26	6	25	4.08					24.48
27	6	25	2.30					13.80
28	4	25	1.90					7.60
29	4	25	3.53					14.12
30	13	10	1.30		16.90			
31	56	12	2.97			166.32		
32	6	12	2.20			13.20		
33	28	14	1.65				46.20	
34	16	10	1.30		20.80			
35	26	8	1.00	26.00				

* = in average

Total lengths			26.00	567.84	1063.41	125.76	60.00
kg / m			D8 0.395	D10 0.617	D12 0.888	D14 1.208	D25 3.853
kg / d			10.270	350.357	944.308	151.918	231.180
Total weight (kg)			1688.033				

Project: 2013 REKONSTRUKCIJA ULICE DR. FRANJE TUĐMANA U ZADRU – 3. DIONICA

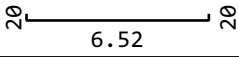
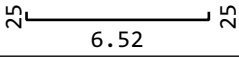
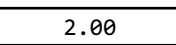
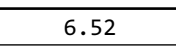
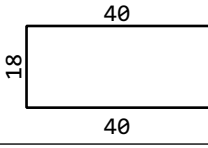
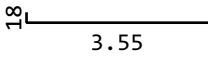
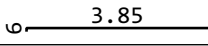
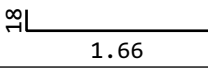
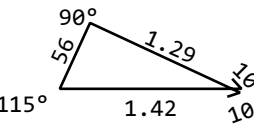
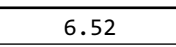
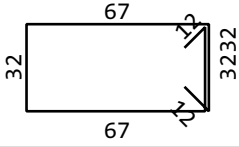
/ 02

Project data

Title : REKONSTRUKCIJA ULICE DR. FRANJE TUĐMANA U ZADRU – 3. DIONICA




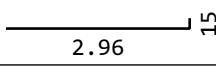
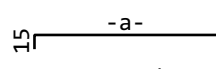
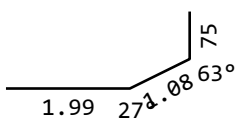
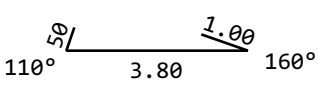
Content : POTPORNI ZID 02

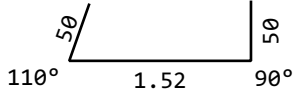
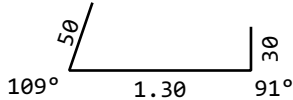
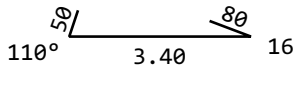
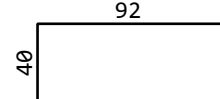


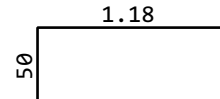
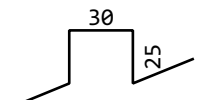
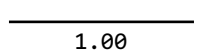
Plan No. : 02

B E N D I N G S C H E D U L E Steelgrade: 500S																												
Pos.	No.	d	Length	dbr. ds	Type	shape code	Tot.L	Weight kg																				
7						Pos.No.Length -a- 1 1 1.98 1.78 2 1 1.96 1.76 3 1 1.94 1.74 4 1 1.92 1.72 5 1 1.90 1.70 6 1 1.88 1.68 7 1 1.86 1.66 8 1 1.84 1.64																						
8	28	12	6.87	4	A1		192.36	170.816																				
9	6	12	--	4	A1	-a- Pos.No.Length -a- 1 2 5.52 5.12 2 2 3.75 3.35 3 2 1.97 1.57	22.50	19.980																				
10	6	10	6.98	4	A1		41.88	25.840																				
11	12	12	2.00	4	A1		24.00	21.312																				
12	19	10	6.52	4	A1		123.88	76.434																				
13	38	10	0.93	4	A3		35.34	21.805																				
14	36	10	3.71	4	A2		133.56	82.407																				
15	36	10	3.89	4	A2		140.04	86.405																				
16	12	10	1.82	4	A1		21.84	13.475																				
17	10	10	3.36	4	X1	 <table border="1"> <thead> <tr> <th>Nr.</th> <th>dx</th> <th>dy</th> <th>l</th> <th>>°</th> </tr> </thead> <tbody> <tr> <td>1</td> <td>-1.17</td> <td>0.54</td> <td>1.29</td> <td>90</td> </tr> <tr> <td>2</td> <td>-0.24</td> <td>-0.51</td> <td>0.56</td> <td>115</td> </tr> <tr> <td>3</td> <td>1.42</td> <td>0.00</td> <td>1.42</td> <td>135</td> </tr> </tbody> </table>	Nr.	dx	dy	l	>°	1	-1.17	0.54	1.29	90	2	-0.24	-0.51	0.56	115	3	1.42	0.00	1.42	135	33.60	20.731
Nr.	dx	dy	l	>°																								
1	-1.17	0.54	1.29	90																								
2	-0.24	-0.51	0.56	115																								
3	1.42	0.00	1.42	135																								
18	22	12	6.52	4	A1		143.44	127.375																				
19	34	12	2.38	4	A4		80.92	71.857																				

Project: 2013 REKONSTRUKCIJA ULICE DR. FRANJE TUĐMANA U ZADRU – 3. DIONICA

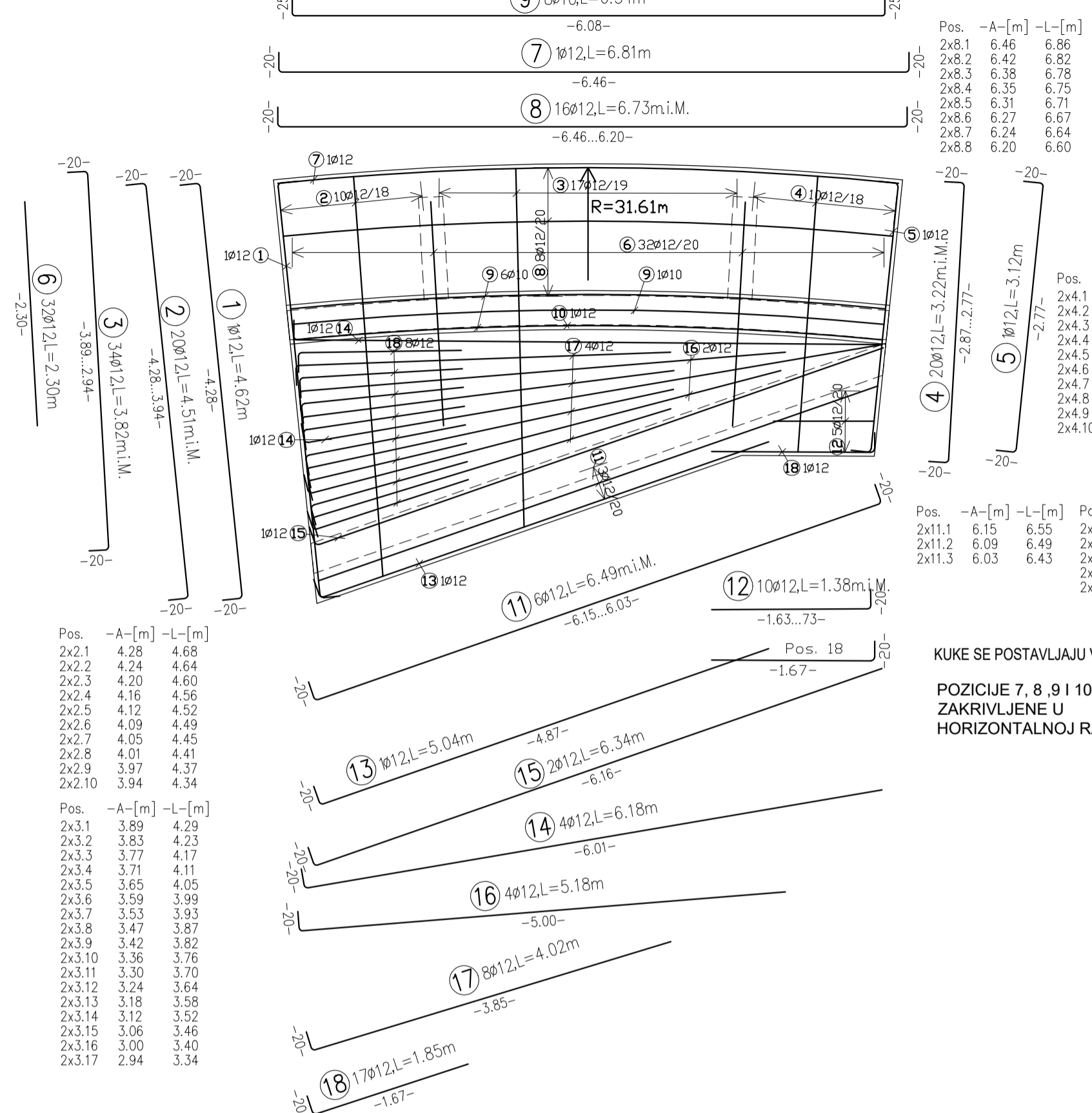
/ 02

B E N D I N G S C H E D U L E Steelgrade: 500S								
Pos.	No.	d	Length	dbr. ds	Type	shape code	Tot.L	Weight kg
20	44	12	1.84	4	A2		80.96	71.892
21	8	12	--	4	A2	 Pos. No. Length -b- 1 4 1.79 1.14 2 4 1.69 1.04	13.92	12.361
22	16	12	--	4	A2	 Pos. No. Length -b- 1 4 1.65 1.00 2 4 1.57 0.92 3 4 1.48 0.83 4 4 1.40 0.75	24.48	21.738
23	12	12	3.08	4	A1		36.96	32.820
24	24	14	--	4	A1	 Pos. No. Length -a- 1 4 2.24 2.09 2 4 2.41 2.26 3 4 2.59 2.44 4 4 2.76 2.61 5 4 2.94 2.79 6 4 3.11 2.96	64.32	77.699
25	4	14	3.81	4	X1	 Nr. dx dy l >° 1 1.99 0.00 1.99 27 2 0.97 0.48 1.08 63 3 0.00 0.75 0.75	15.24	18.410
26	6	25	4.08	7	X1	 Nr. dx dy l >° 1 -0.17 -0.47 0.50 110 2 3.80 0.00 3.80 160 3 -0.94 0.33 1.00	24.48	94.321

B E N D I N G S C H E D U L E Steelgrade: 500S								
Pos.	No.	d	Length	dbr. ds	Type	shape code	Tot.L	Weight kg
27	6	25	2.30	7	X1	 110° 1.52 90° 50 50 Nr. dx dy l >° 1 -0.17 -0.47 0.50 110 2 1.52 0.00 1.52 90 3 -0.00 0.50 0.50	13.80	53.171
28	4	25	1.90	7	X1	 109° 1.30 91° 50 30 Nr. dx dy l >° 1 -0.16 -0.48 0.50 109 2 1.30 0.00 1.30 91 3 -0.00 0.30 0.30	7.60	29.283
29	4	25	3.53	7	X1	 110° 3.40 160° 50 80 Nr. dx dy l >° 1 -0.17 -0.47 0.50 110 2 3.40 0.00 3.40 160 3 -0.75 0.28 0.80	14.12	54.404
30	13	10	1.30	4	A2	 40 92	16.90	10.427
31	56	12	2.97	4	A3	 22 1.00 1.80	166.32	147.692
32	6	12	2.20	4	A3	 17 1.04 1.04	13.20	11.722
33	28	14	1.65	4	A2	 50 1.18	46.20	55.810
34	16	10	1.30	4	D2	 30 30 25	20.80	12.834
35	26	8	1.00	4	A1	 1.00	26.00	10.270

Total weight (kg) 1688.033

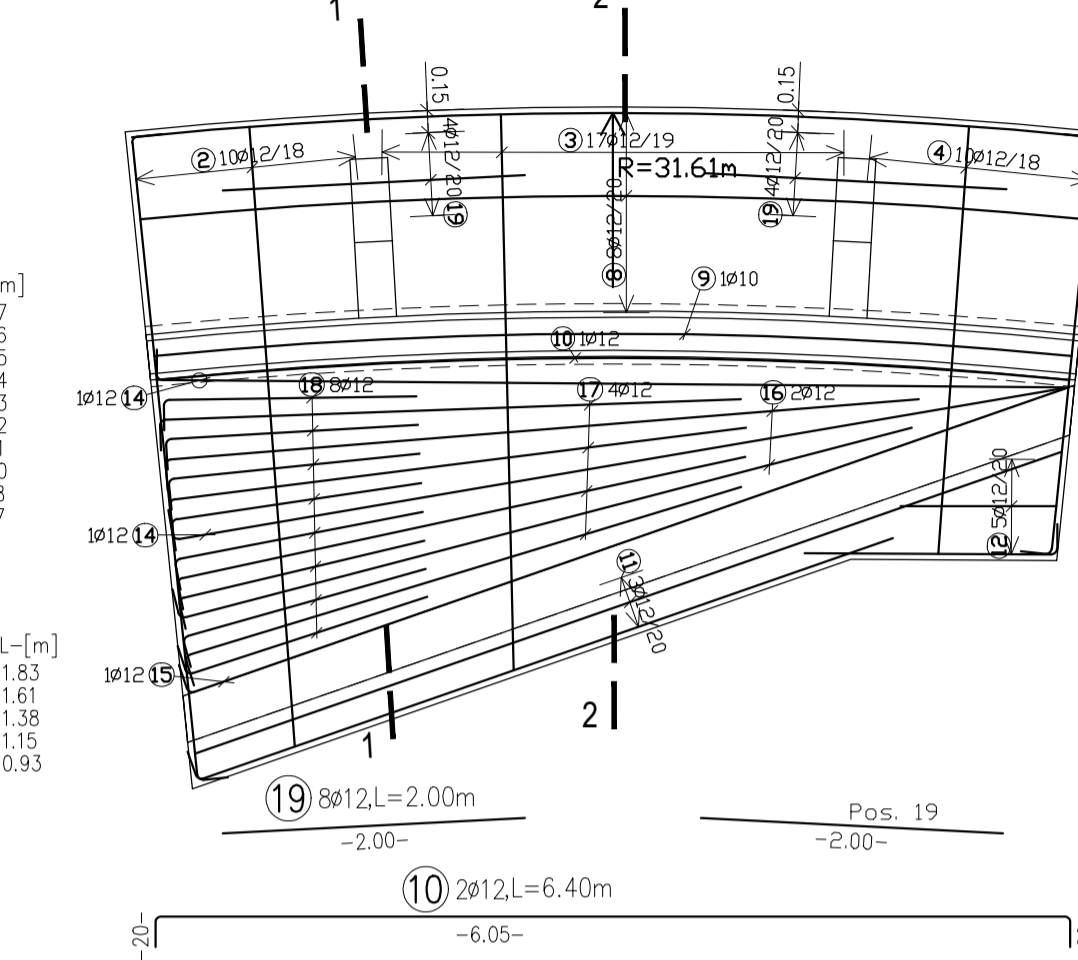
DONJA ZONA TEMELJA



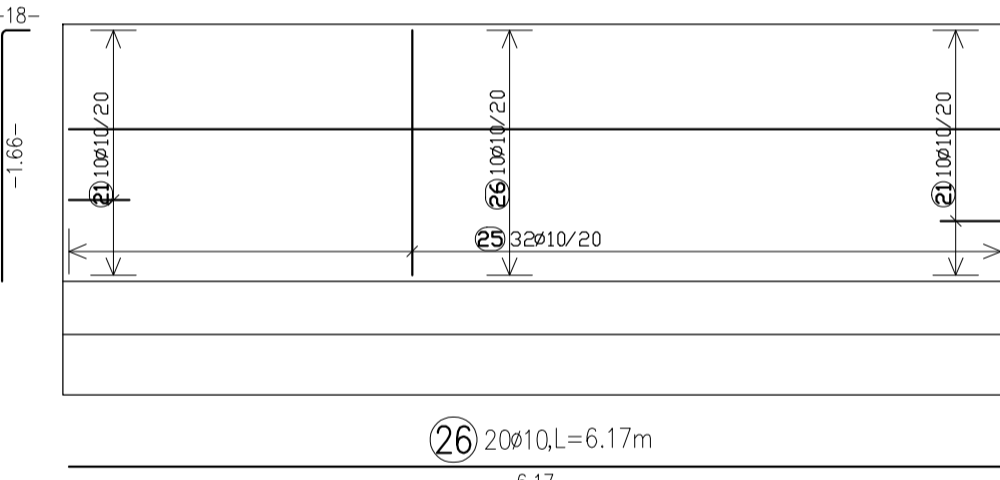
KUKE SE POSTAVLJAJU VERTIKALNO.
POZICIJE 7, 8, 9 I 10 SU LUČNO ZAKRIVLJENE U HORIZONTALNOJ RAVNINI.

POZICIJE 20 I 24 SU LUČNO ZAKRIVLJENE U HORIZONTALNOJ RAVNINI.

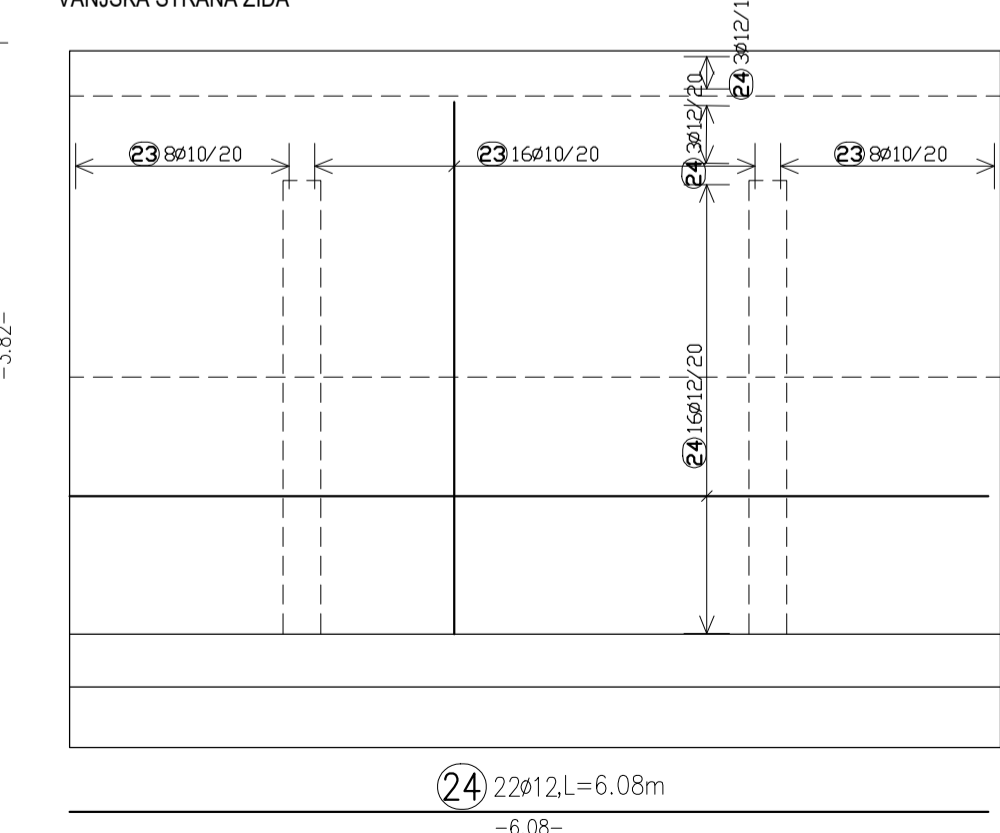
GORNJA ZONA TEMELJA



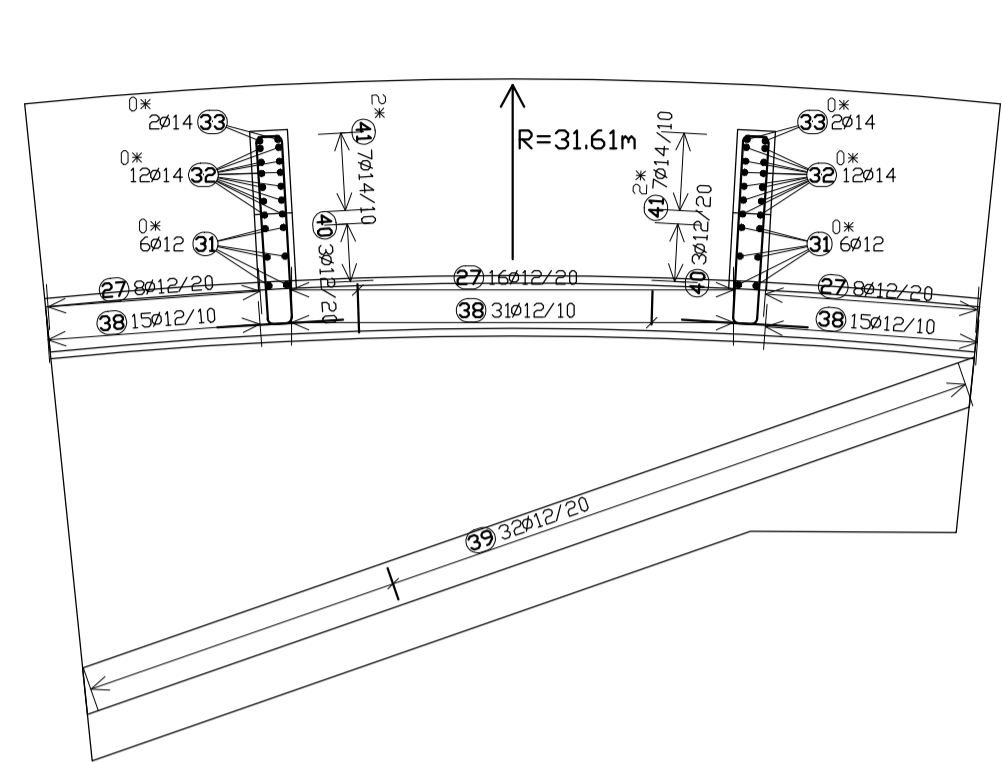
MANJI ZID UNUTARNJA I VANJSKA STRANA ZIDA ARMIRAJU SE JEDNAKO.



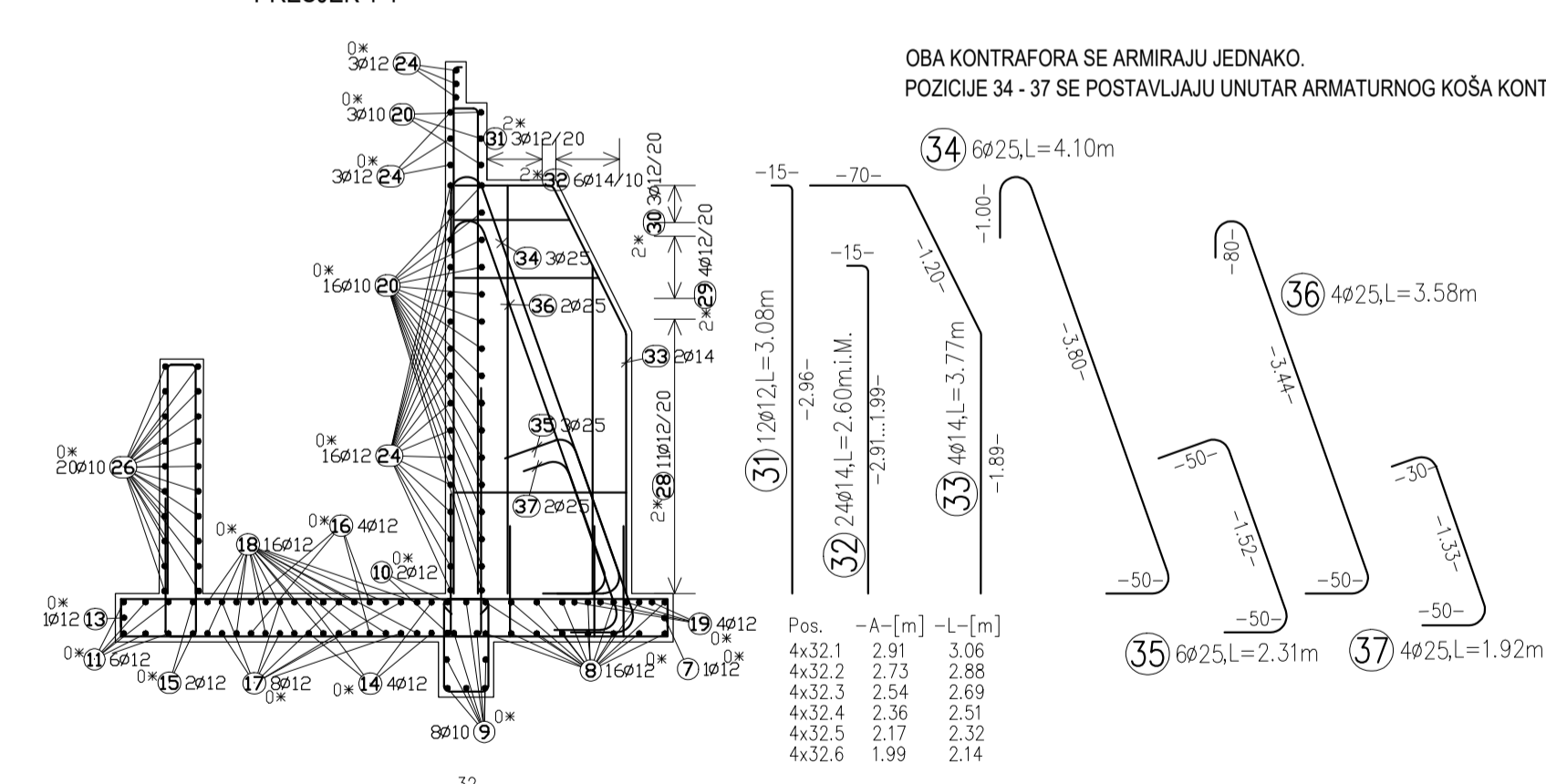
VANJSKA STRANA ZIDA



ANKERI I ARMATURA KONTRAFORA

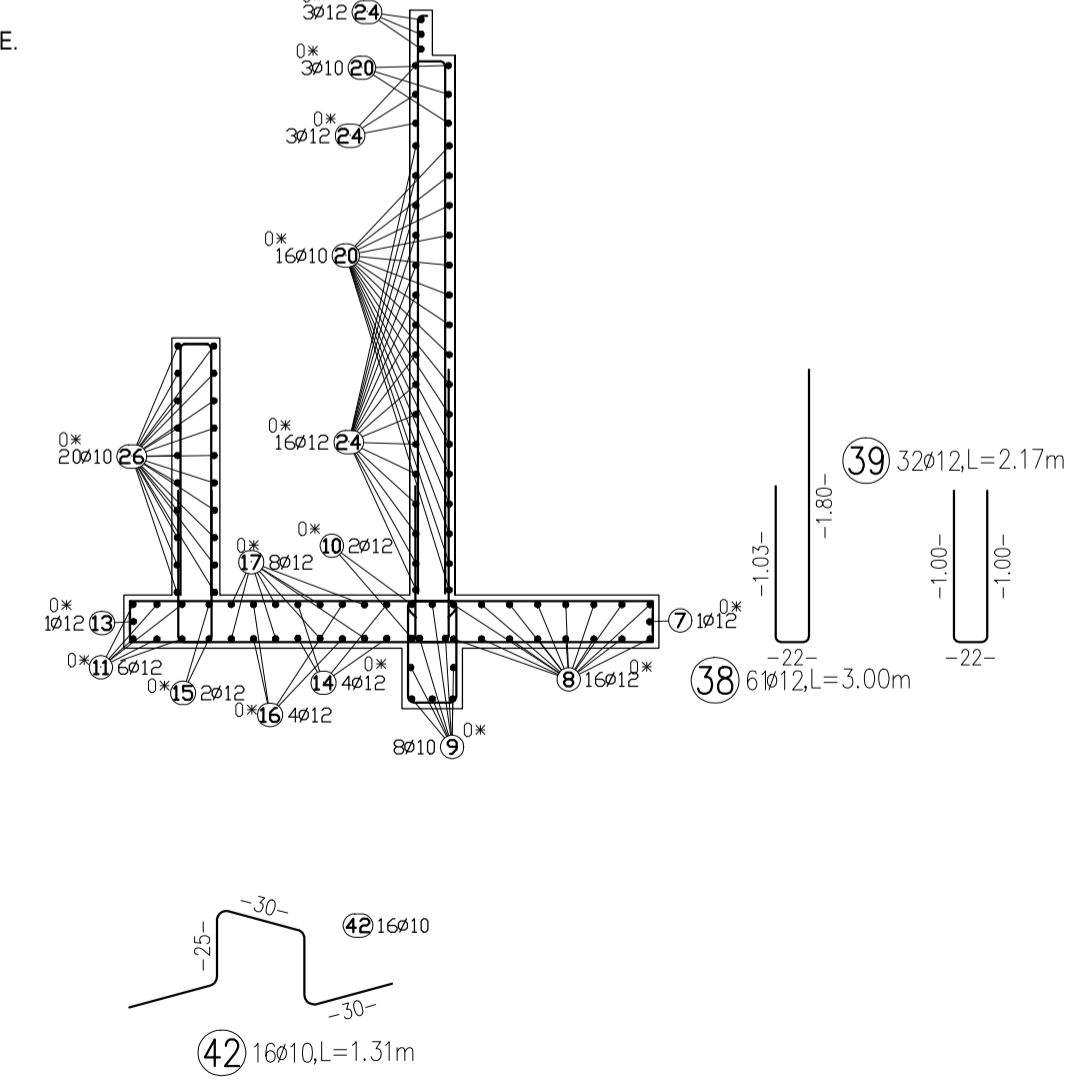


PRESJEK 1-1



OBA KONTRAFORA SE ARMIRAJU JEDNAKO.
POZICIJE 34 - 37 SE POSTAVLJAJU UNUTAR ARMATURNOG KOŠA KONTRAFORE.

PRESJEK 2-2



NOSAČI GORNJE ARMATURE ZA PLOČU d=35 cm
1,5 KOM/1m²

BAR Pos.	SCH E D U L E No.	D U L E Length	SteelGrade: 500S D8	D10	D12	D14	D25
1	1	12	4.62		4.62		
2	20	12	4.51*		90.20		
3	34	12	3.82*		129.88		
4	20	12	3.22*		64.40		
5	1	12	3.12		3.12		
6	32	12	2.30		73.60		
7	1	12	6.81		6.81		
8	16	12	6.73*		107.68		
9	8	10	6.54	52.32			
10	2	12	6.40		12.80		
11	6	12	6.49*		38.94		
12	10	12	1.38*		13.80		
13	1	12	5.04		5.04		
14	4	12	6.18		24.72		
15	2	12	6.34		12.68		
16	4	12	5.18		20.72		
17	8	12	4.02		32.16		
18	17	12	1.85		31.45		
19	8	12	2.00		16.00		
20	19	10	6.08		115.52		
21	58	10	0.93		53.94		
22	32	10	3.68		117.76		
23	32	10	3.86		123.52		
24	22	12	6.08		133.76		
25	64	10	1.82		116.48		
26	20	10	6.17		80.52		
27	32	12	2.38		76.16		
28	44	12	1.83		26.40		
29	16	12	1.65*		17.16		
30	12	12	1.43*		36.96		
31	12	12	3.08			62.40	
32	24	14	2.60*			15.08	
33	4	14	3.77				24.60
34	6	25	4.10				13.86
35	6	25	2.31				14.32
36	4	25	3.58				7.68
37	4	25	1.92				
38	61	12	3.00		183.00		
39	32	12	2.17		69.44		
40	6	12	2.20		13.20		
41	28	14	1.65		46.20		
42	16	10	1.31				
43	33	8	1.00	33.00	20.96		

* = in average

Total lengths	D8	33.00	D10	723.90	D12	1325.22	D14	123.68	D25	60.46
kg / m		0.395	0.617	0.888	1.210	3.950				
kg / d		13.035	446.646	1176.795	149.653	232.771				
Total weight (kg)			2018.900							

REKONSTRUKCIJA ULICE DR. FRANJE TUĐMANA U ZADRU - 3. DIONICA
(od stac. 0+781,18 do stac. 1+244,65)
ARMATURA POTPORNOG ZIDA 03
1:50
c=4 cm
B500B, C35/45

POTREBNO JE IZVESTI BARBANE PROMJERA Ø120.00mm. IZVODE SE NA 20.0cm IZNAD KOTE PROJEKTIRANOG GOTOVO UREĐENOG TERENA. BARBANE U KONTRAFORAMA SE IZVODE 5cm OD RUBA ZIDA.

POTPORNII ZID IZVODI SE NA STIJENI.

	D&Z d.o.o. PROJECTING - CONSULTING - ENGINEERING Jerolim Viduka 7, Zadar, tel:02322 08 60 E- mail: info@d-and-c.hr	INVESTITOR	GRAD ZADAR Narodni trg 1, 23000 Zadar
	PROJEKTANT	ANTE UGLEŠIĆ dipl.ing.grad.	GRAĐEVINA
PROJEKTANT SURADNIK	NIKOLINA UGLEŠIĆ mag.ing.aedif.	FAZA	izvedbeni
SURADNIK		MJERILO	1:50
		DATUM	lipanj 2020.
		BRJUG NACRTA	3
		TEHNIČKA DNEVNIK	I.O. 11704-3
			2013

Project: 2013 REKONSTRUKCIJA ULICE DR. FRANJE TUĐMANA U ZADRU – 3. DIONICA

/ 03

Project data

Title : REKONSTRUKCIJA ULICE DR. FRANJE TUĐMANA U ZADRU – 3. DIONICA

Content : POTPORNI ZID 03

Plan No. : 03

All total length of bar profiles axial length

B A R S C H E D U L E Steelgrade: 500S

Pos.	No.	d	Length	D8	D10	D12	D14	D25
1	1	12	4.62			4.62		
2	20	12	4.51*			90.20		
3	34	12	3.82*			129.88		
4	20	12	3.22*			64.40		
5	1	12	3.12			3.12		
6	32	12	2.30			73.60		
7	1	12	6.81			6.81		
8	16	12	6.73*			107.68		
9	8	10	6.54		52.32			
10	2	12	6.40			12.80		
11	6	12	6.49*			38.94		
12	10	12	1.38*			13.80		
13	1	12	5.04			5.04		
14	4	12	6.18			24.72		
15	2	12	6.34			12.68		
16	4	12	5.18			20.72		
17	8	12	4.02			32.16		
18	17	12	1.85			31.45		
19	8	12	2.00			16.00		
20	19	10	6.08		115.52			
21	58	10	0.93		53.94			
22	32	10	3.68		117.76			
23	32	10	3.86		123.52			
24	22	12	6.08			133.76		
25	64	10	1.82		116.48			
26	20	10	6.17		123.40			
27	32	12	2.38			76.16		
28	44	12	1.83			80.52		
29	16	12	1.65*			26.40		
30	12	12	1.43*			17.16		
31	12	12	3.08			36.96		
32	24	14	2.60*				62.40	
33	4	14	3.77				15.08	
34	6	25	4.10					24.60
35	6	25	2.31					13.86
36	4	25	3.58					14.32
37	4	25	1.92					7.68
38	61	12	3.00			183.00		
39	32	12	2.17			69.44		
40	6	12	2.20			13.20		
41	28	14	1.65				46.20	
42	16	10	1.31		20.96			
43	33	8	1.00	33.00				

* = in average

Total lengths		33.00	723.90	1325.22	123.68	60.46
kg / m		D8 0.395	D10 0.617	D12 0.888	D14 1.210	D25 3.850
kg / d		13.035	446.646	1176.795	149.653	232.771

Total weight (kg) 2018.900

Project: 2013 REKONSTRUKCIJA ULICE DR. FRANJE TUĐMANA U ZADRU - 3. DIONICA

/ 03

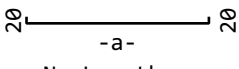
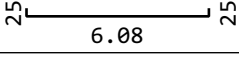
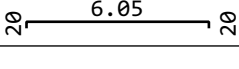
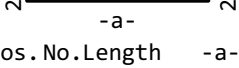
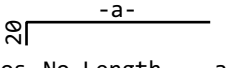

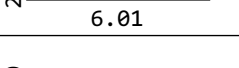
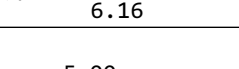

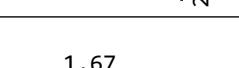

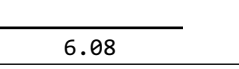
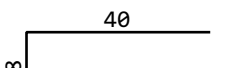
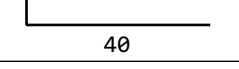
Project data

Title : REKONSTRUKCIJA ULICE DR. FRANJE TUĐMANA U ZADRU - 3. DIONICA

Content : POTPORNI ZID 03

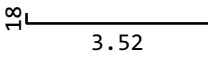

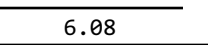
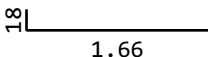
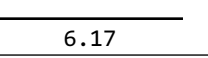
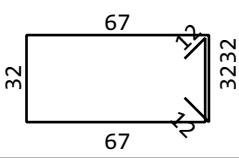


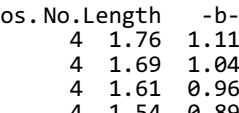

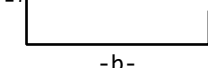
Plan No. : 03


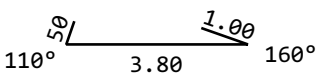
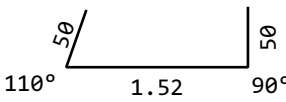
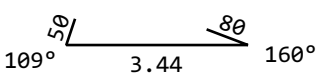

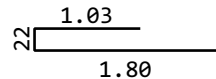


B E N D I N G S C H E D U L E Steelgrade: 500S								
Pos.	No.	d	Length	br. ds	Type	shape code	Tot.L	Weight kg
1	1	12	4.62	4	A1		4.62	4.103
2	20	12	--	4	A1	 Pos. No. Length -a- 1 2 4.68 4.28 2 2 4.64 4.24 3 2 4.60 4.20 4 2 4.56 4.16 5 2 4.52 4.12 6 2 4.49 4.09 7 2 4.45 4.05 8 2 4.41 4.01 9 2 4.37 3.97 10 2 4.34 3.94	90.20	80.098
3	34	12	--	4	A1	 Pos. No. Length -a- 1 2 4.29 3.89 2 2 4.23 3.83 3 2 4.17 3.77 4 2 4.11 3.71 5 2 4.05 3.65 6 2 3.99 3.59 7 2 3.93 3.53 8 2 3.87 3.47 9 2 3.82 3.42 10 2 3.76 3.36 11 2 3.70 3.30 12 2 3.64 3.24 13 2 3.58 3.18 14 2 3.52 3.12 15 2 3.46 3.06 16 2 3.40 3.00 17 2 3.34 2.94	129.88	115.333
4	20	12	--	4	A1	 Pos. No. Length -a- 1 2 3.27 2.87 2 2 3.26 2.86 3 2 3.25 2.85 4 2 3.24 2.84 5 2 3.23 2.83 6 2 3.22 2.82 7 2 3.21 2.81 8 2 3.20 2.80 9 2 3.18 2.78 10 2 3.17 2.77	64.40	57.187
5	1	12	3.12	4	A1		3.12	2.771
6	32	12	2.30	4	A1		73.60	65.357
7	1	12	6.81	4	A1		6.81	6.047

B E N D I N G S C H E D U L E Steelgrade: 500S								
Pos.	No.	d	Length	dbr. ds	Type	shape code	Tot.L	Weight kg
8	16	12	--	4	A1	 -a- Pos.No.Length -a- 1 2 6.86 6.46 2 2 6.82 6.42 3 2 6.78 6.38 4 2 6.75 6.35 5 2 6.71 6.31 6 2 6.67 6.27 7 2 6.64 6.24 8 2 6.60 6.20	107.68	95.620
9	8	10	6.54	4	A1	 25 6.08 25	52.32	32.281
10	2	12	6.40	4	A1	 20 6.05 20	12.80	11.366
11	6	12	--	4	A1	 -a- Pos.No.Length -a- 1 2 6.55 6.15 2 2 6.49 6.09 3 2 6.43 6.03	38.94	34.579
12	10	12	--	4	A1	 -a- Pos.No.Length -a- 1 2 1.83 1.63 2 2 1.61 1.41 3 2 1.38 1.18 4 2 1.15 0.95 5 2 0.93 0.73	13.80	12.254
13	1	12	5.04	4	A1	 20 4.87 20	5.04	4.476
14	4	12	6.18	4	A1	 20 6.01 20	24.72	21.951
15	2	12	6.34	4	A1	 20 6.16 20	12.68	11.260
16	4	12	5.18	4	A1	 5.00 20	20.72	18.399
17	8	12	4.02	4	A1	 3.85 20	32.16	28.558
18	17	12	1.85	4	A1	 1.67 20	31.45	27.928
19	8	12	2.00	4	A1	 2.00	16.00	14.208
20	19	10	6.08	4	A1	 6.08	115.52	71.276
21	58	10	0.93	4	A3	 40 18 40	53.94	33.281

Project: 2013 REKONSTRUKCIJA ULICE DR. FRANJE TUĐMANA U ZADRU - 3. DIONICA

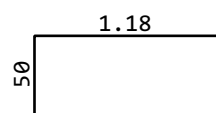
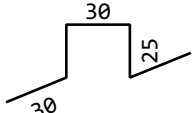
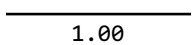
/ 03

B E N D I N G S C H E D U L E Steelgrade: 500S																																					
Pos.	No.	d	Length	dbr. ds	Type	shape code	Tot.L	Weight kg																													
22	32	10	3.68	4	A2		117.76	72.658																													
23	32	10	3.86	4	A2		123.52	76.212																													
24	22	12	6.08	4	A1		133.76	118.779																													
25	64	10	1.82	4	A1		116.48	71.868																													
26	20	10	6.17	4	A1		123.40	76.138																													
27	32	12	2.38	4	A4		76.16	67.630																													
28	44	12	1.83	4	A2		80.52	71.502																													
29	16	12	--	4	A2	 <p style="text-align: center;">-b-</p> <table border="1"> <thead> <tr> <th>Pos.</th> <th>No.</th> <th>Length</th> <th>-b-</th> </tr> </thead> <tbody> <tr> <td>1</td> <td>4</td> <td>1.76</td> <td>1.11</td> </tr> <tr> <td>2</td> <td>4</td> <td>1.69</td> <td>1.04</td> </tr> <tr> <td>3</td> <td>4</td> <td>1.61</td> <td>0.96</td> </tr> <tr> <td>4</td> <td>4</td> <td>1.54</td> <td>0.89</td> </tr> </tbody> </table>	Pos.	No.	Length	-b-	1	4	1.76	1.11	2	4	1.69	1.04	3	4	1.61	0.96	4	4	1.54	0.89	26.40	23.443									
Pos.	No.	Length	-b-																																		
1	4	1.76	1.11																																		
2	4	1.69	1.04																																		
3	4	1.61	0.96																																		
4	4	1.54	0.89																																		
30	12	12	--	4	A2	 <p style="text-align: center;">-b-</p> <table border="1"> <thead> <tr> <th>Pos.</th> <th>No.</th> <th>Length</th> <th>-b-</th> </tr> </thead> <tbody> <tr> <td>1</td> <td>4</td> <td>1.49</td> <td>0.84</td> </tr> <tr> <td>2</td> <td>4</td> <td>1.43</td> <td>0.78</td> </tr> <tr> <td>3</td> <td>4</td> <td>1.37</td> <td>0.72</td> </tr> </tbody> </table>	Pos.	No.	Length	-b-	1	4	1.49	0.84	2	4	1.43	0.78	3	4	1.37	0.72	17.16	15.238													
Pos.	No.	Length	-b-																																		
1	4	1.49	0.84																																		
2	4	1.43	0.78																																		
3	4	1.37	0.72																																		
31	12	12	3.08	4	A1		36.96	32.820																													
32	24	14	--	4	A1	 <p style="text-align: center;">-a-</p> <table border="1"> <thead> <tr> <th>Pos.</th> <th>No.</th> <th>Length</th> <th>-a-</th> </tr> </thead> <tbody> <tr> <td>1</td> <td>4</td> <td>3.06</td> <td>2.91</td> </tr> <tr> <td>2</td> <td>4</td> <td>2.88</td> <td>2.73</td> </tr> <tr> <td>3</td> <td>4</td> <td>2.69</td> <td>2.54</td> </tr> <tr> <td>4</td> <td>4</td> <td>2.51</td> <td>2.36</td> </tr> <tr> <td>5</td> <td>4</td> <td>2.32</td> <td>2.17</td> </tr> <tr> <td>6</td> <td>4</td> <td>2.14</td> <td>1.99</td> </tr> </tbody> </table>	Pos.	No.	Length	-a-	1	4	3.06	2.91	2	4	2.88	2.73	3	4	2.69	2.54	4	4	2.51	2.36	5	4	2.32	2.17	6	4	2.14	1.99	62.40	75.504	
Pos.	No.	Length	-a-																																		
1	4	3.06	2.91																																		
2	4	2.88	2.73																																		
3	4	2.69	2.54																																		
4	4	2.51	2.36																																		
5	4	2.32	2.17																																		
6	4	2.14	1.99																																		

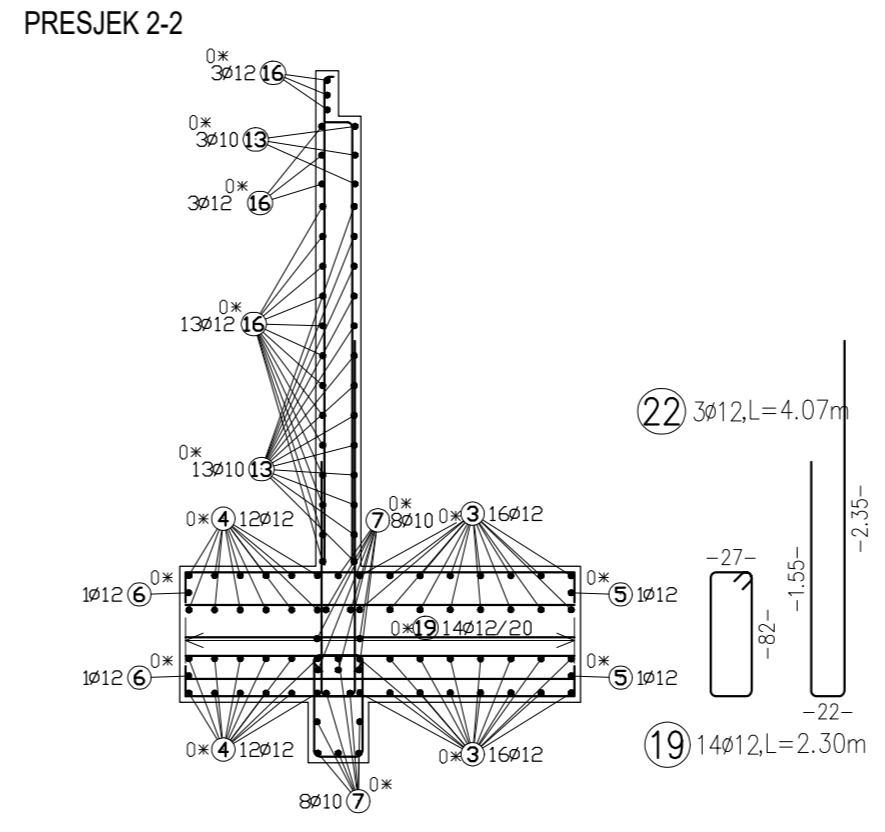
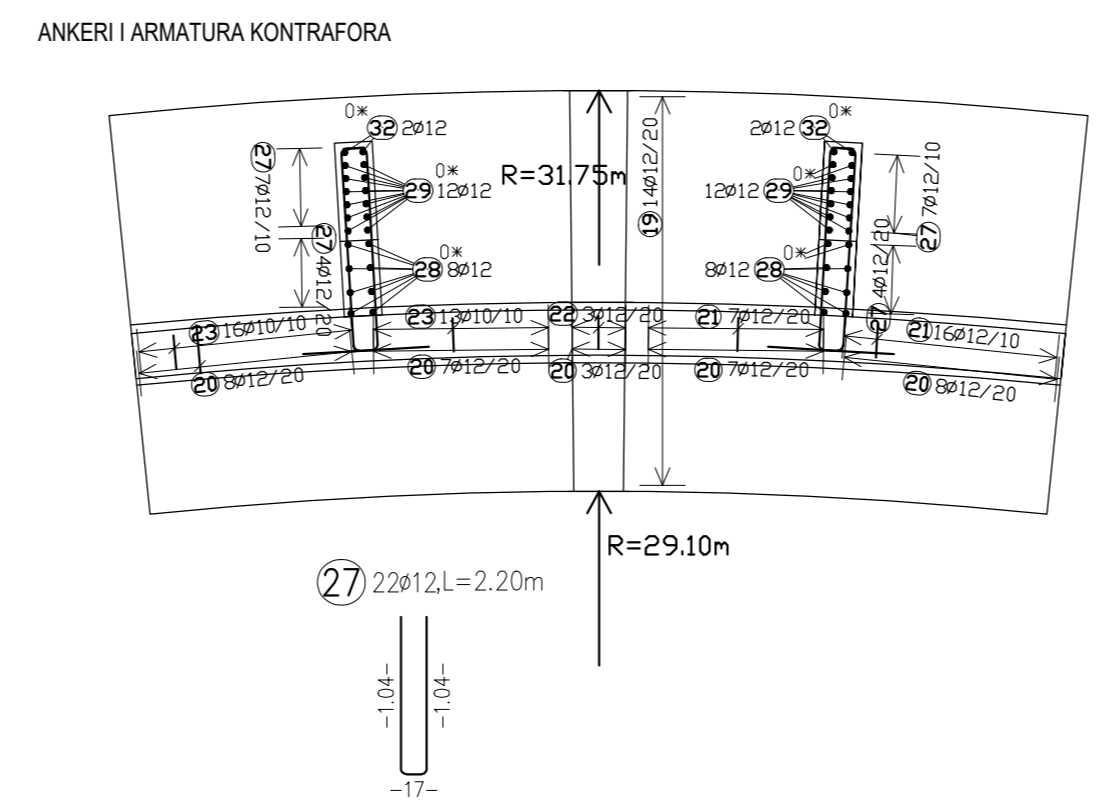
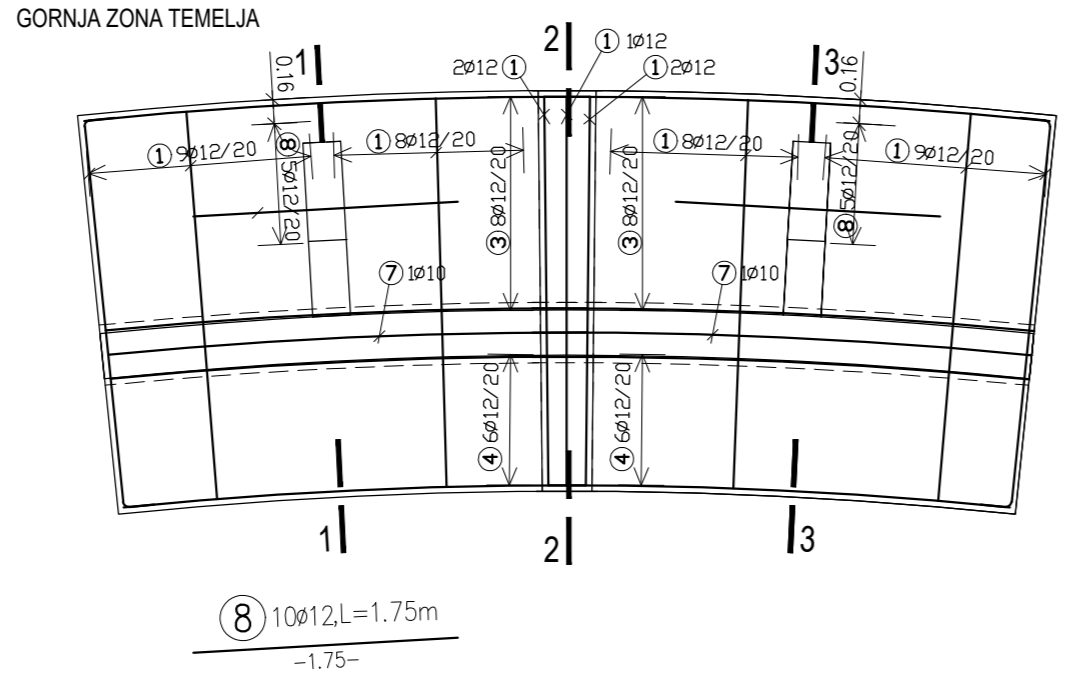
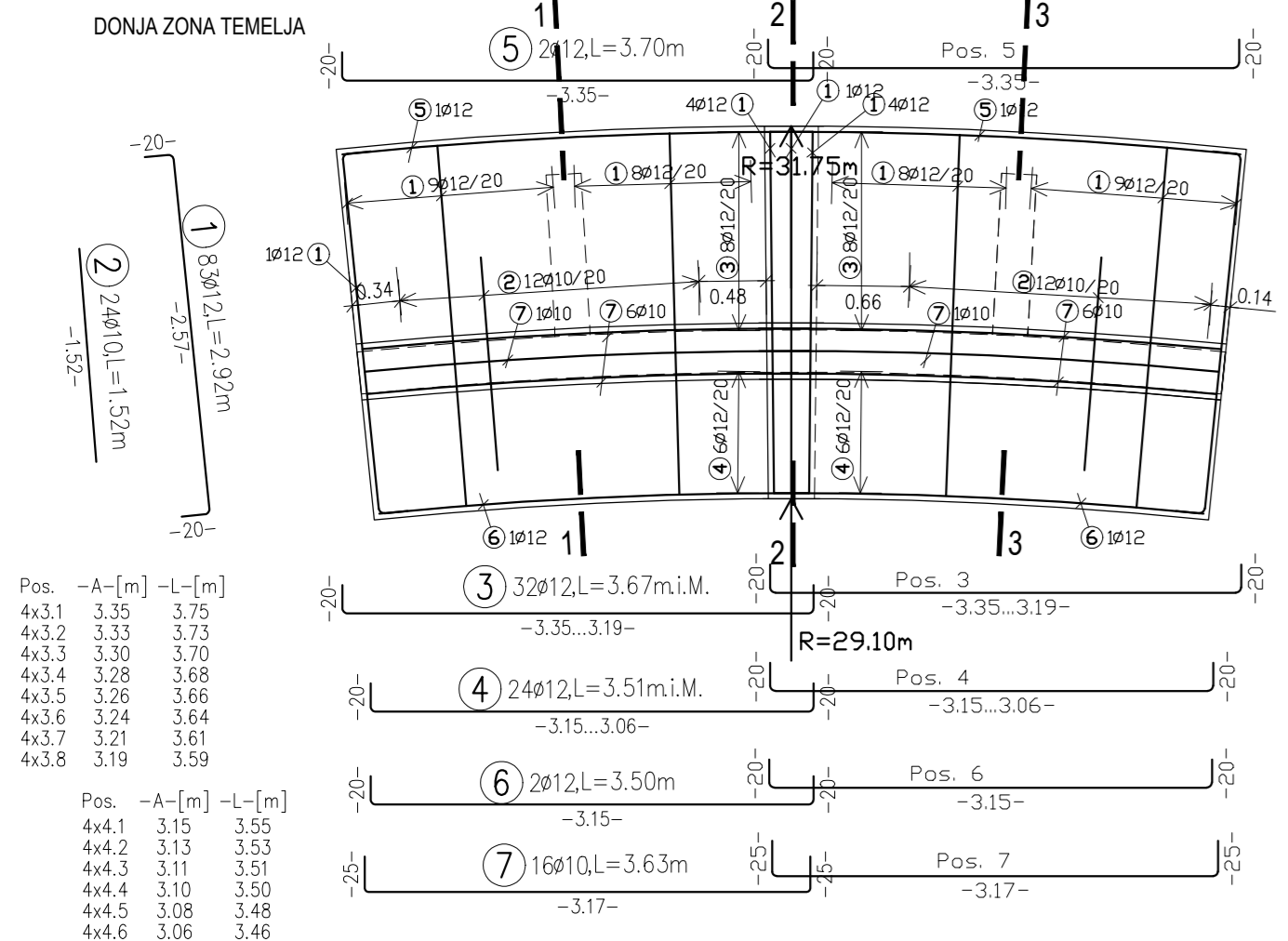
B E N D I N G S C H E D U L E Steelgrade: 500S								
Pos.	No.	d	Length	dbr- ds	Type	shape code	Tot.L	Weight kg
33	4	14	3.77	4	X1	 <p>Nr. dx dy l >° 1 1.89 0.00 1.89 27 2 1.07 0.54 1.20 63 3 -0.00 0.70 0.70</p>	15.08	18.247
34	6	25	4.10	7	X1	 <p>Nr. dx dy l >° 1 -0.17 -0.47 0.50 110 2 3.80 0.00 3.80 160 3 -0.94 0.33 1.00</p>	24.60	94.710
35	6	25	2.31	7	X1	 <p>Nr. dx dy l >° 1 -0.17 -0.47 0.50 110 2 1.52 0.00 1.52 90 3 -0.00 0.50 0.50</p>	13.86	53.361
36	4	25	3.58	7	X1	 <p>Nr. dx dy l >° 1 -0.17 -0.47 0.50 109 2 3.44 0.00 3.44 160 3 -0.75 0.28 0.80</p>	14.32	55.132
37	4	25	1.92	7	X1	 <p>Nr. dx dy l >° 1 -0.16 -0.47 0.50 109 2 1.33 0.00 1.33 90 3 -0.00 0.30 0.30</p>	7.68	29.568
38	61	12	3.00	4	A3		183.00	162.504
39	32	12	2.17	4	A3		69.44	61.663
40	6	12	2.20	4	A3		13.20	11.722

Project: 2013 REKONSTRUKCIJA ULICE DR. FRANJE TUĐMANA U ZADRU - 3. DIONICA

/ 03

B E N D I N G S C H E D U L E Steelgrade: 500S								
Pos.	No.	d	Length	dbr. ds	Type	shape code	Tot.L	Weight kg
41	28	14	1.65	4	A2		46.20	55.902
42	16	10	1.31	4	D2		20.96	12.932
43	33	8	1.00	4	A1		33.00	13.035

Total weight (kg) 2018.900



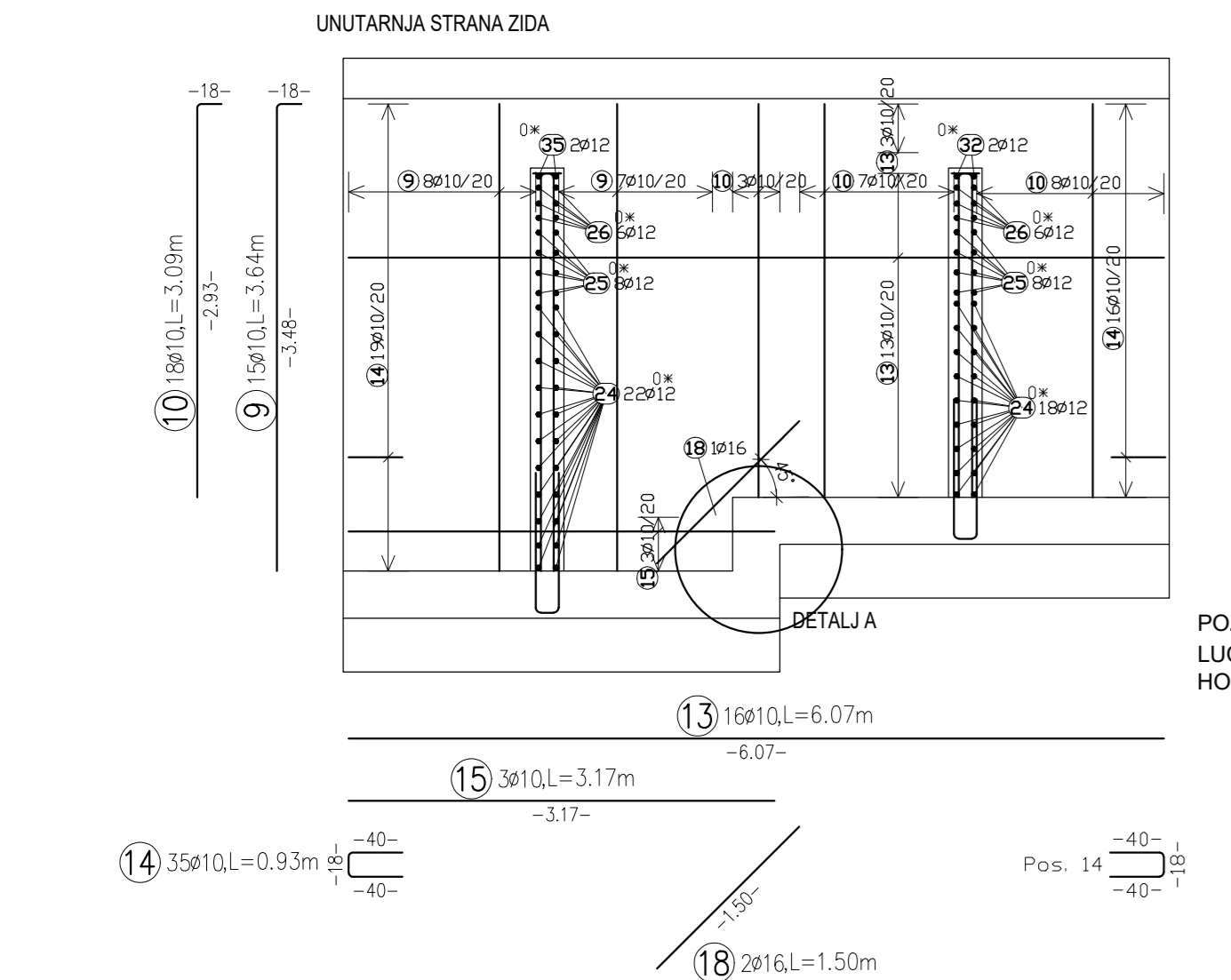
Pos.	SCHEDULE No.	Steelgrade: 500S	D8	D10	D12	D16	D25
1	83	12	2.92			242.36	
2	24	10	1.52	36.48			
3	32	12	3.67*		117.44		
4	24	12	3.51*		84.24		
5	2	12	3.70		7.40		
6	2	12	3.50		7.00		
7	16	10	3.63		58.08		
8	10	12	1.75		17.50		
9	15	10	3.64		54.60		
10	18	10	3.09		55.62		
11	15	10	3.81		57.15		
12	18	10	3.26		58.68		
13	16	10	6.07		97.12		
14	35	10	0.93		32.55		
15	3	10	3.17		9.51		
16	19	12	6.07		115.33		
17	3	12	3.17		9.51		
18	2	16	1.50			3.00	
19	14	12	2.30		32.20		
20	33	12	2.38		78.54		
21	23	12	2.97		68.31		
22	3	12	4.07		12.21		
23	29	10	2.97	86.13			
24	40	12	1.93		77.20		
25	16	12	1.77*		28.32		
26	12	12	1.42*		17.04		
27	26	12	2.20		48.40		
28	9	12	2.53		20.24		
29	12	12	2.33		27.96		
30	3	25	3.41			10.23	
31	3	25	2.33			6.99	
32	2	12	3.25		6.50		
33	8	12	3.08		24.64		
34	12	12	2.48*		29.76		
35	2	12	3.80		7.60		
36	3	25	4.14			12.42	
37	3	25	2.29			6.87	
38	10	10	1.31	13.10			
39	20	8	1.00	20.00			

* = in average

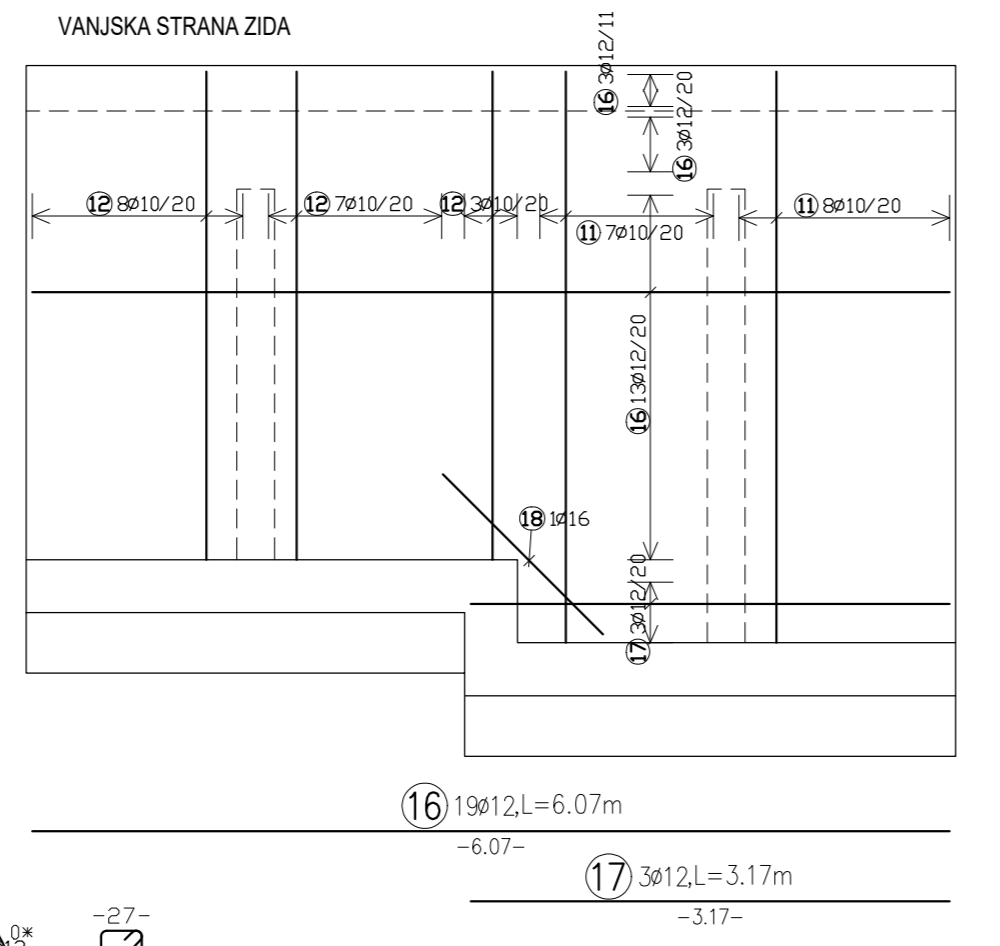
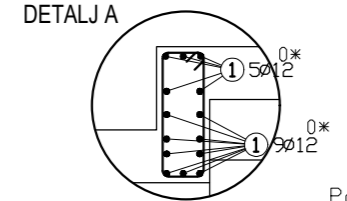
Total lengths	D8	D10	D12	D16	D25
kg / m	0.395	0.617	0.888	1.580	3.850
kg / d	7.900	344.915	958.774	4.740	140.563

Total weight (kg) 1456.892

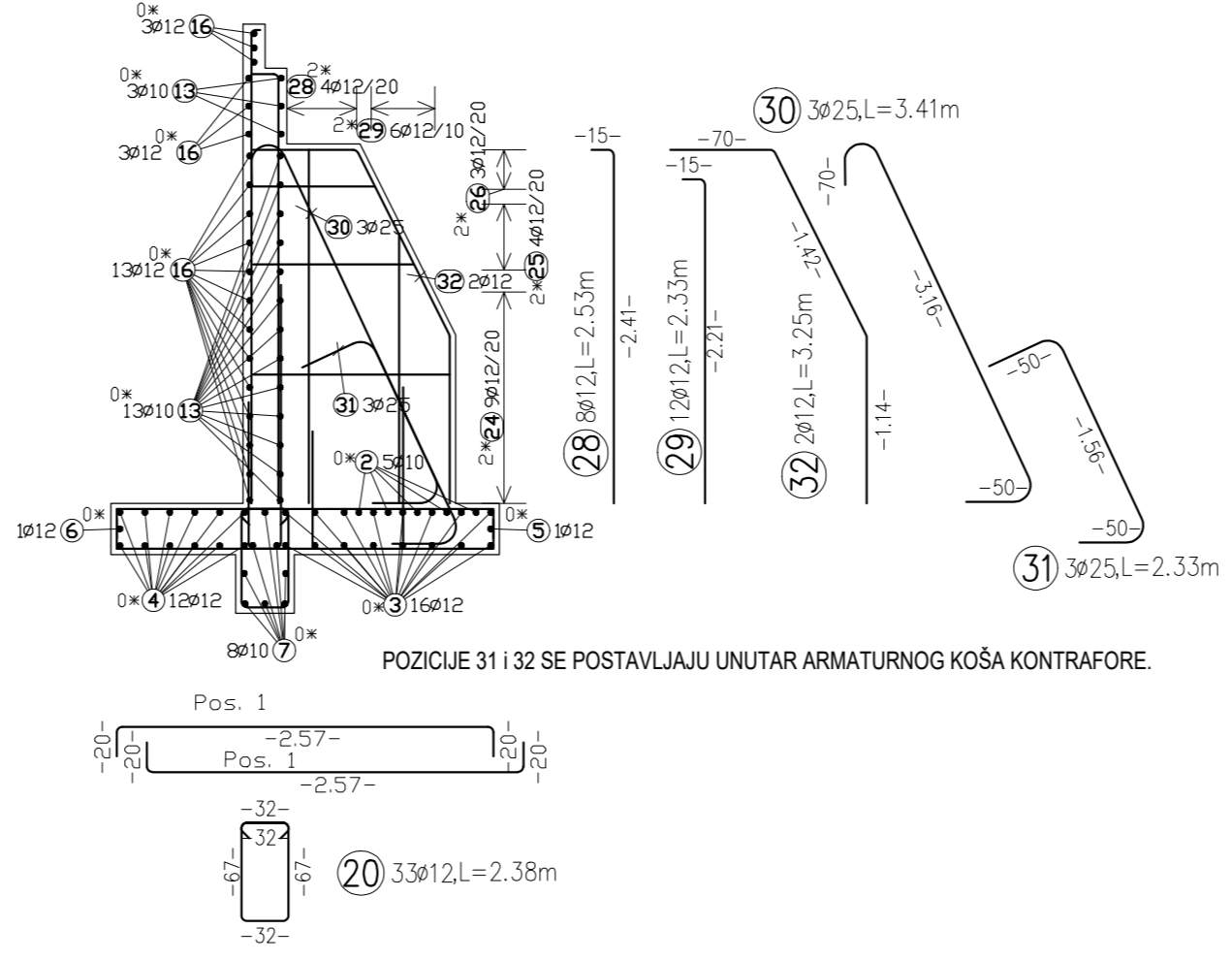
KUKE SE POSTAVLJAJU VERTIKALNO. POZICIJE 3, 4, 5, 6 I 7 SU LUČNO ZAKRIVLJENE U HORIZONTALNOJ RAVNINI.



POZICIJE 17, 19, 36 I 37 SU LUČNO ZAKRIVLJENE U HORIZONTALNOJ RAVNINI.

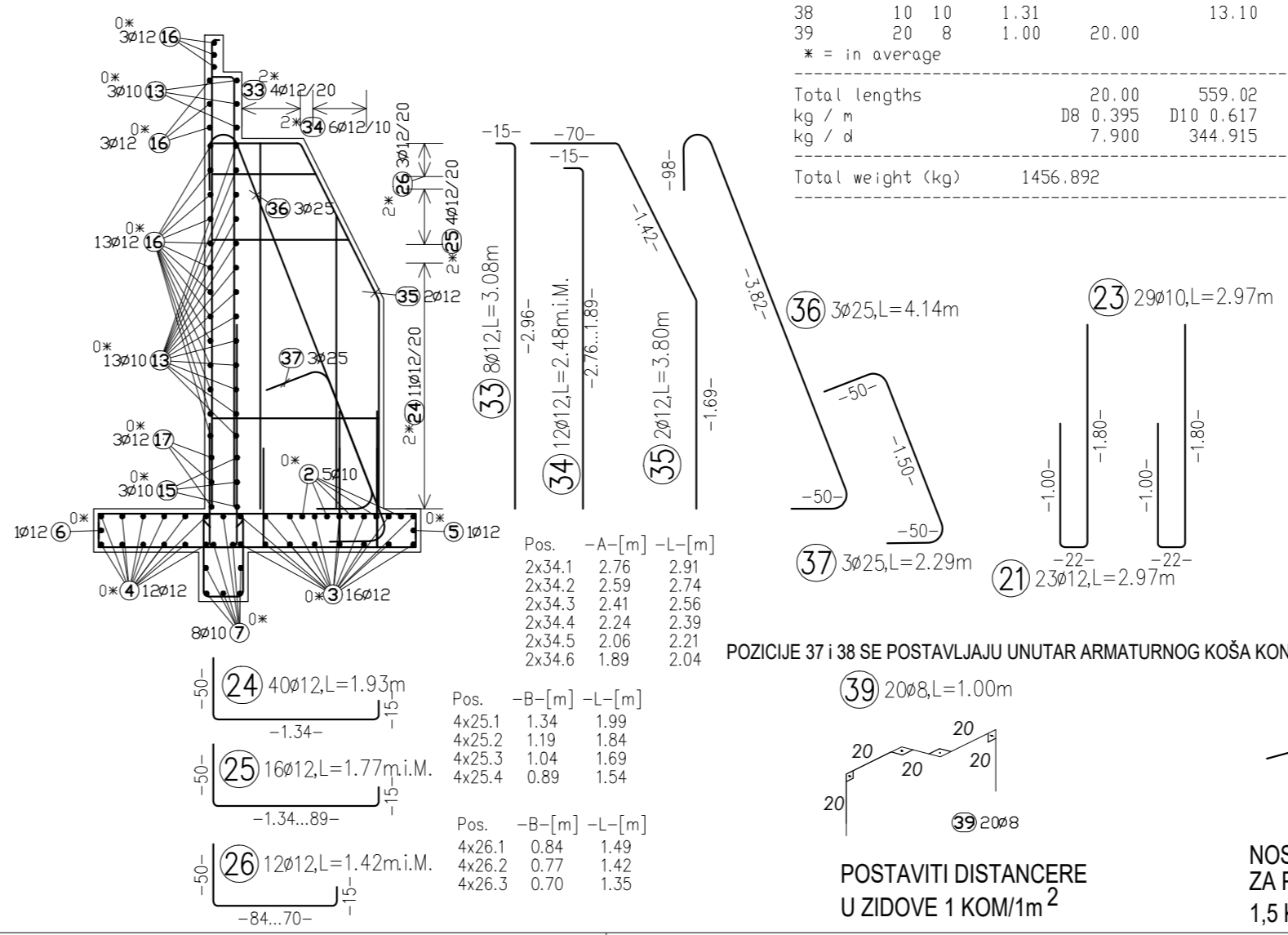


PRESJEK 1-1



POZICIJE 31 I 32 SE POSTAVLJAJU UNUTAR ARMATURNOG KOŠA KONTRAFORE.

PRESJEK 3-3



POZICIJE 37 I 38 SE POSTAVLJAJU UNUTAR ARMATURNOG KOŠA KONTRAFORE.

POSTAVITI DISTANCERE U ZIDOVE 1 KOM/1m²

NOSAČI GORNJE ARMATURE ZA PLOČU d=35 cm 1,5 KOM/1m²

REKONSTRUKCIJA ULICE DR. FRANJE TUĐMANA U ZADRU - 3. DIONICA

(od stac. 0+781,18 do stac. 1+244,65)

ARMATURA POTPORNOG ZIDA 04

1:50
c=4 cm
B500B, C35/45

POTREBNO JE IZVESTI BARBAKANE PROMJERA Ø120.00mm. IZVODE SE NA 20.0cm IZNAD KOTE PROJEKTIRANOG GOTOVO UREĐENOG TERENA. BARBAKANE U KONTRAFORAMA SE IZVODE 5cm OD RUBA ZIDA.

POTPORNI ZID IZVODI SE NA NASIPU.

D&Z D&Z d.o.o. PROJECTING - CONSULTING - ENGINEERING Jerolima Vidulića 7, Zadar, tel:02322 08 60 E-mail: info@d-and-z.hr	INVESTITOR	GRAD ZADAR Narodni trg 1, 23000 Zadar
	GRADEVINA	REKONSTRUKCIJA ULICE DR. FRANJE TUĐMANA U ZADRU - 3. DIONICA
PROJEKTANT	ANTE UGLEŠIĆ dipl.ing.grad. <i>Ante Uglešić</i>	SASTAV CRTEŽA
PROJEKTANT SURADNIK	NIKOLINA UGLEŠIĆ mag.ing.aedif. <i>Nikolina Uglešić</i>	ARMATURA POTPORNOG ZIDA 04
SURADNIK		
FAZA	izvedbeni	ZAJEDNIČKA OZNAKA
PROJEKTANT SURADNIK	NIKOLINA UGLEŠIĆ mag.ing.aedif. <i>Nikolina Uglešić</i>	I.O. 11704-3
SURADNIK		
MJERILO	1:50	TEHNIČKI DNEVNIK
DATUM	lipanj 2020.	2013
		BROJ NACRTA
		4

Project: 2013 REKONSTRUKCIJA ULICE DR. FRANJE TUĐMANA U ZADRU – 3. DIONICA

/ 04

Project data

Title : REKONSTRUKCIJA ULICE DR. FRANJE TUĐMANA U ZADRU – 3. DIONICA

Content : POTPORNI ZID 04

Plan No. : 04

All total length of bar profiles axial length

B A R S C H E D U L E Steelgrade: 500S

Pos.	No.	d	Length	D8	D10	D12	D16	D25
1	83	12	2.92			242.36		
2	24	10	1.52		36.48			
3	32	12	3.67*			117.44		
4	24	12	3.51*			84.24		
5	2	12	3.70			7.40		
6	2	12	3.50			7.00		
7	16	10	3.63		58.08			
8	10	12	1.75			17.50		
9	15	10	3.64		54.60			
10	18	10	3.09		55.62			
11	15	10	3.81		57.15			
12	18	10	3.26		58.68			
13	16	10	6.07		97.12			
14	35	10	0.93		32.55			
15	3	10	3.17		9.51			
16	19	12	6.07			115.33		
17	3	12	3.17			9.51		
18	2	16	1.50				3.00	
19	14	12	2.30			32.20		
20	33	12	2.38			78.54		
21	23	12	2.97			68.31		
22	3	12	4.07			12.21		
23	29	10	2.97		86.13			
24	40	12	1.93			77.20		
25	16	12	1.77*			28.32		
26	12	12	1.42*			17.04		
27	22	12	2.20			48.40		
28	8	12	2.53			20.24		
29	12	12	2.33			27.96		
30	3	25	3.41					10.23
31	3	25	2.33					6.99
32	2	12	3.25			6.50		
33	8	12	3.08			24.64		
34	12	12	2.48*			29.76		
35	2	12	3.80			7.60		
36	3	25	4.14					12.42
37	3	25	2.29					6.87
38	10	10	1.31		13.10			
39	20	8	1.00	20.00				

* = in average

Total lengths		20.00	559.02	1079.70	3.00	36.51				
kg / m	D8	0.395	D10	0.617	D12	0.888	D16	1.580	D25	3.850
kg / d		7.900	344.915	958.774	4.740	140.563				

Total weight (kg) 1456.892

Project: 2013 REKONSTRUKCIJA ULICE DR. FRANJE TUĐMANA U ZADRU - 3. DIONICA

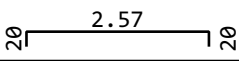
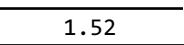
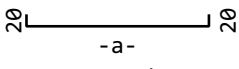
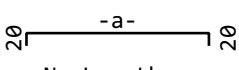

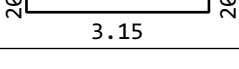
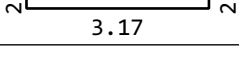
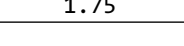

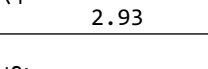


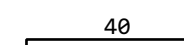
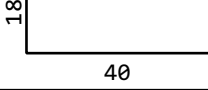
/ 04

Project data

Title : REKONSTRUKCIJA ULICE DR. FRANJE TUĐMANA U ZADRU - 3. DIONICA

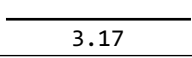
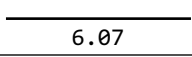
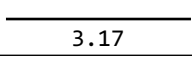
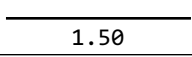

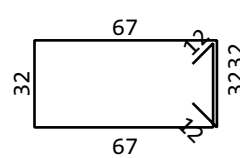

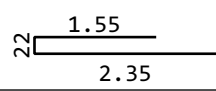
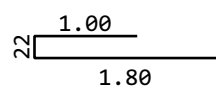

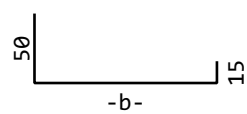


Content : POTPORNI ZID 04

Plan No. : 04

B E N D I N G S C H E D U L E Steelgrade: 500S								
Pos.	No.	d	Length	db ds	Type	shape code	Tot.L	Weight kg
1	83	12	2.92	4	A1		242.36	215.216
2	24	10	1.52	4	A1		36.48	22.508
3	32	12	--	4	A1	 -a- Pos.No.Length -a- 1 4 3.75 3.35 2 4 3.73 3.33 3 4 3.70 3.30 4 4 3.68 3.28 5 4 3.66 3.26 6 4 3.64 3.24 7 4 3.61 3.21 8 4 3.59 3.19	117.44	104.287
4	24	12	--	4	A1	 -a- Pos.No.Length -a- 1 4 3.55 3.15 2 4 3.53 3.13 3 4 3.51 3.11 4 4 3.50 3.10 5 4 3.48 3.08 6 4 3.46 3.06	84.24	74.805
5	2	12	3.70	4	A1		7.40	6.571
6	2	12	3.50	4	A1		7.00	6.216
7	16	10	3.63	4	A1		58.08	35.835
8	10	12	1.75	4	A1		17.50	15.540
9	15	10	3.64	4	A1		54.60	33.688
10	18	10	3.09	4	A1		55.62	34.318
11	15	10	3.81	4	A2		57.15	35.262
12	18	10	3.26	4	A2		58.68	36.206
13	16	10	6.07	4	A1		97.12	59.923
14	35	10	0.93	4	A3		32.55	20.083

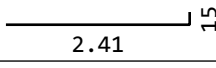
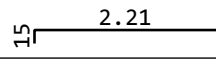
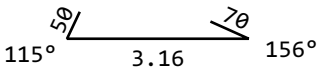
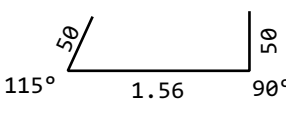
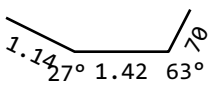
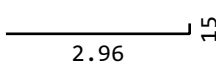
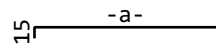
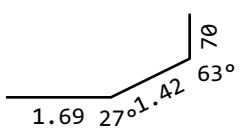
Project: 2013 REKONSTRUKCIJA ULICE DR. FRANJE TUĐMANA U ZADRU - 3. DIONICA

/ 04

B E N D I N G S C H E D U L E Steelgrade: 500S								
Pos.	No.	d	Length	dbr. ds	Type	shape code	Tot.L	Weight kg
15	3	10	3.17	4	A1		9.51	5.868
16	19	12	6.07	4	A1		115.33	102.413
17	3	12	3.17	4	A1		9.51	8.445
18	2	16	1.50	4	A1		3.00	4.740
19	14	12	2.30	4	B1	 Hooklength=13.0	32.20	28.594
20	33	12	2.38	4	A4		78.54	69.744
21	23	12	2.97	4	A3		68.31	60.659
22	3	12	4.07	4	A3		12.21	10.842
23	29	10	2.97	4	A3		86.13	53.142
24	40	12	1.93	4	A2		77.20	68.554
25	16	12	--	4	A2	 Pos. No. Length -b- 1 4 1.99 1.34 2 4 1.84 1.19 3 4 1.69 1.04 4 4 1.54 0.89	28.32	25.148
26	12	12	--	4	A2	 Pos. No. Length -b- 1 4 1.49 0.84 2 4 1.42 0.77 3 4 1.35 0.70	17.04	15.132
27	22	12	2.20	4	A3		48.40	42.979

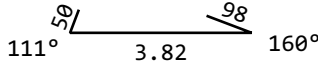
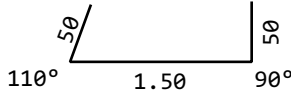
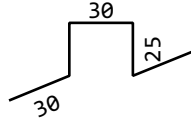
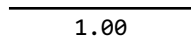
Project: 2013 REKONSTRUKCIJA ULICE DR. FRANJE TUĐMANA U ZADRU - 3. DIONICA

/ 04

B E N D I N G S C H E D U L E Steelgrade: 500S								
Pos.	No.	d	Length	dbr. ds	Type	shape code	Tot.L	Weight kg
28	8	12	2.53	4	A1		20.24	17.973
29	12	12	2.33	4	A1		27.96	24.828
30	3	25	3.41	7	X1	 115° 3.16 156° 0.50 0.70 Nr. dx dy l >° 1 -0.21 -0.46 0.50 115 2 3.16 0.00 3.16 156 3 -0.64 0.29 0.70	10.23	39.385
31	3	25	2.33	7	X1	 115° 1.56 90° 0.50 0.50 Nr. dx dy l >° 1 -0.21 -0.45 0.50 115 2 1.56 0.00 1.56 90 3 0.00 0.50 0.50	6.99	26.911
32	2	12	3.25	4	X1	 1.14 27° 1.42 63° 0.70 Nr. dx dy l >° 1 1.02 -0.51 1.14 27 2 1.42 0.00 1.42 63 3 0.32 0.63 0.70	6.50	5.772
33	8	12	3.08	4	A1		24.64	21.880
34	12	12	--	4	A1	 -a- 15 Pos. No. Length -a- 1 2 2.91 2.76 2 2 2.74 2.59 3 2 2.56 2.41 4 2 2.39 2.24 5 2 2.21 2.06 6 2 2.04 1.89	29.76	26.427
35	2	12	3.80	4	X1	 1.69 27° 1.42 63° 0.70 Nr. dx dy l >° 1 1.69 0.00 1.69 27 2 1.27 0.64 1.42 63 3 -0.00 0.70 0.70	7.60	6.749

Project: 2013 REKONSTRUKCIJA ULICE DR. FRANJE TUĐMANA U ZADRU - 3. DIONICA

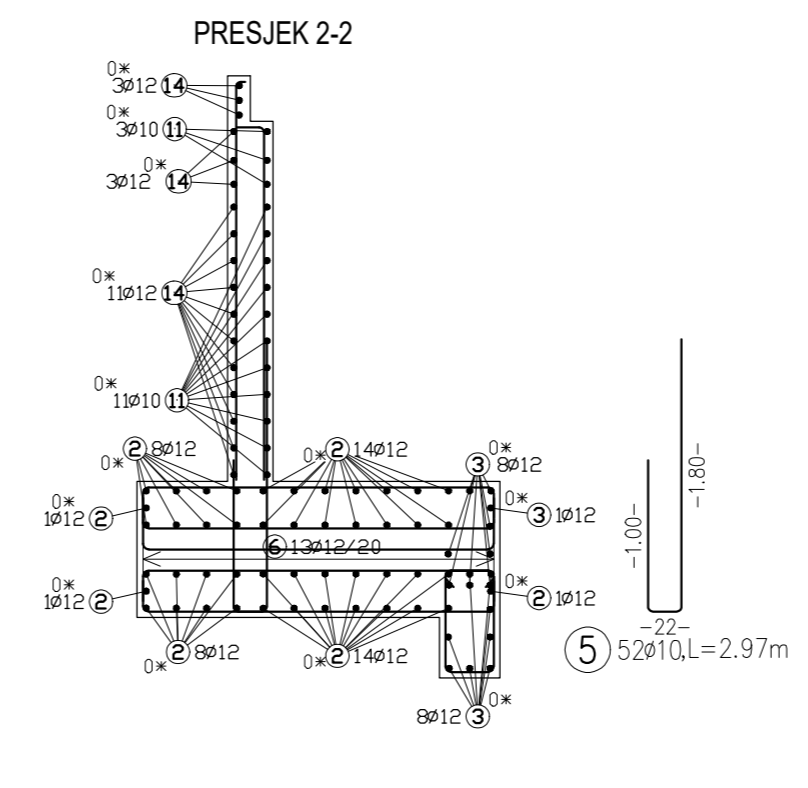
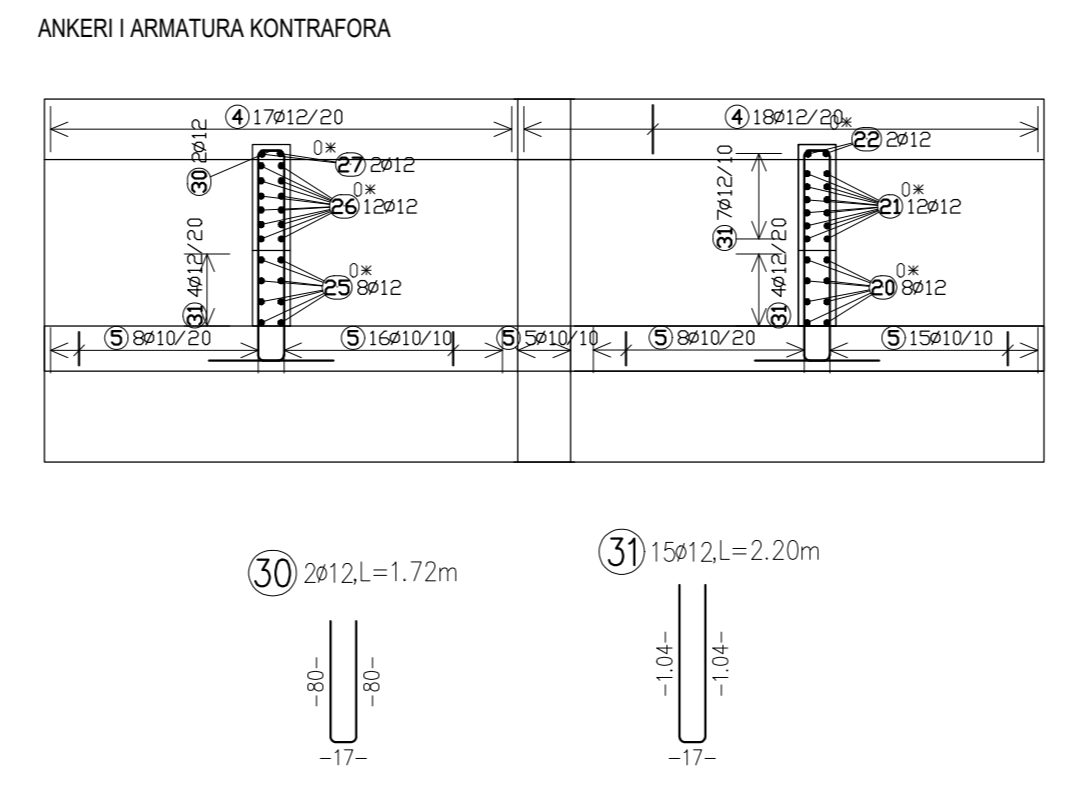
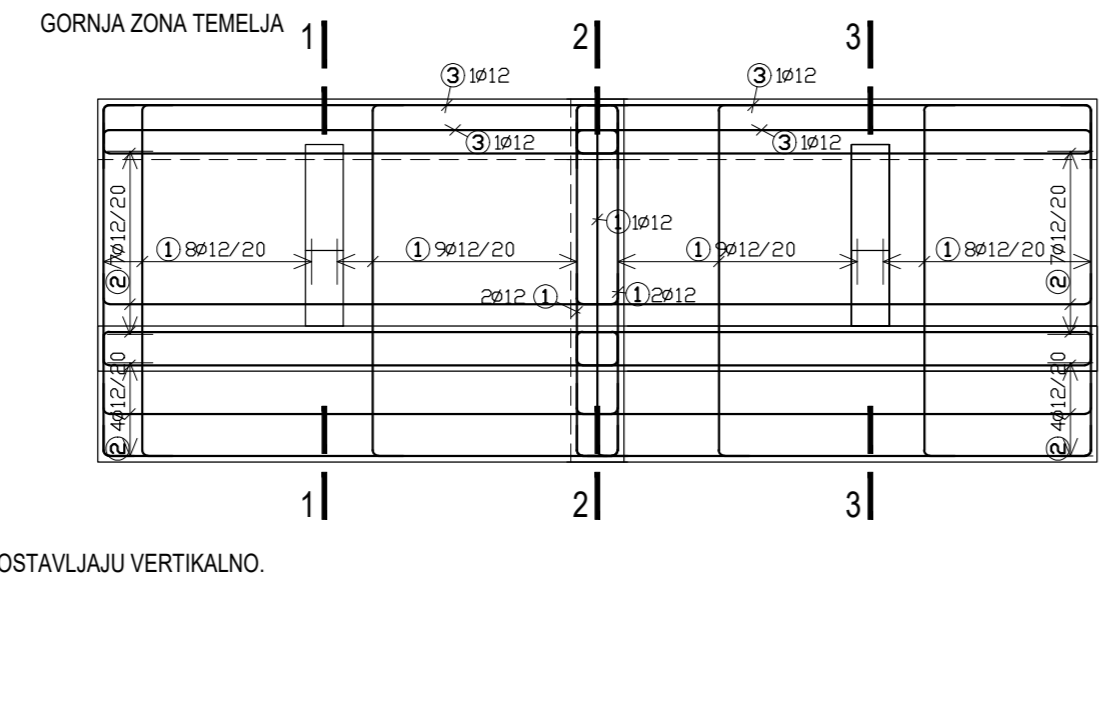
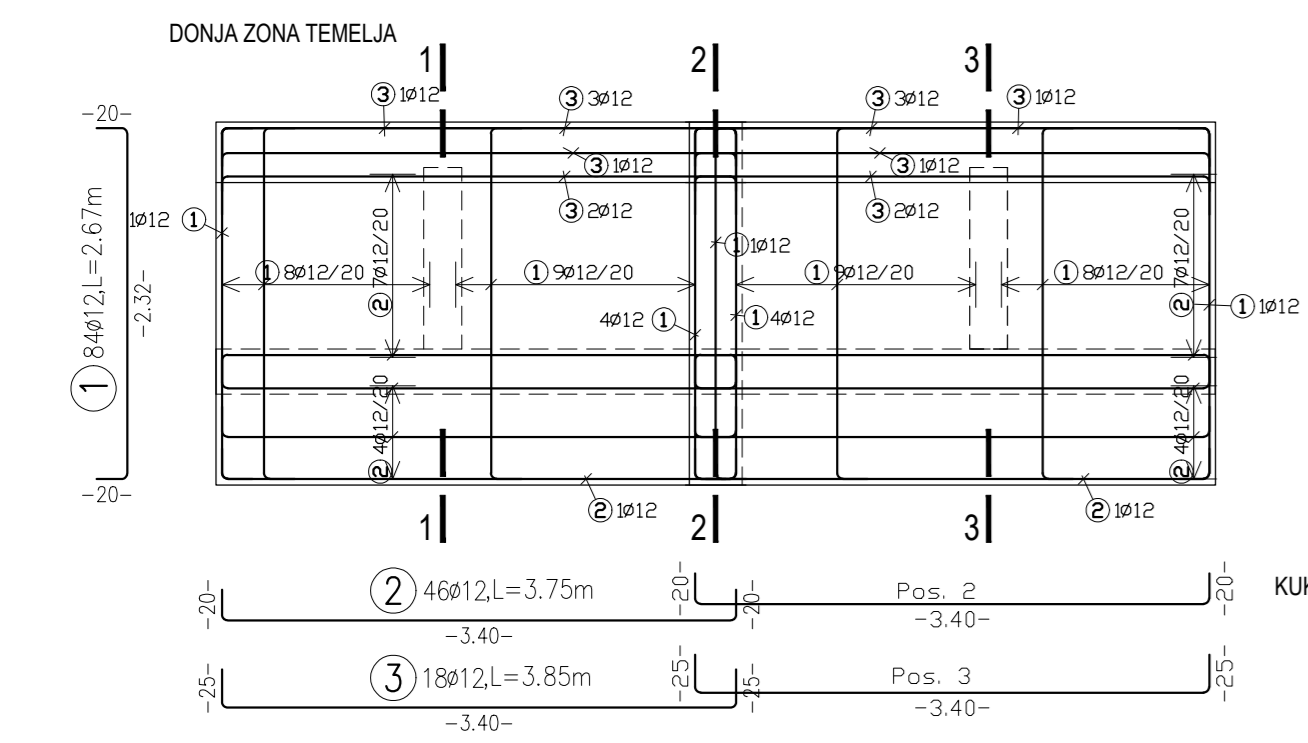
/ 04

B E N D I N G S C H E D U L E Steelgrade: 500S																												
Pos.	No.	d	Length	dbr. ds	Type	shape code	Tot.L	Weight kg																				
36	3	25	4.14	7	X1	 <table border="1"> <tr> <td>Nr.</td> <td>dx</td> <td>dy</td> <td>l</td> <td>>°</td> </tr> <tr> <td>1</td> <td>-0.18</td> <td>-0.47</td> <td>0.50</td> <td>111</td> </tr> <tr> <td>2</td> <td>3.82</td> <td>0.00</td> <td>3.82</td> <td>160</td> </tr> <tr> <td>3</td> <td>-0.91</td> <td>0.34</td> <td>0.98</td> <td></td> </tr> </table>	Nr.	dx	dy	l	>°	1	-0.18	-0.47	0.50	111	2	3.82	0.00	3.82	160	3	-0.91	0.34	0.98		12.42	47.817
Nr.	dx	dy	l	>°																								
1	-0.18	-0.47	0.50	111																								
2	3.82	0.00	3.82	160																								
3	-0.91	0.34	0.98																									
37	3	25	2.29	7	X1	 <table border="1"> <tr> <td>Nr.</td> <td>dx</td> <td>dy</td> <td>l</td> <td>>°</td> </tr> <tr> <td>1</td> <td>-0.17</td> <td>-0.47</td> <td>0.50</td> <td>110</td> </tr> <tr> <td>2</td> <td>1.50</td> <td>0.00</td> <td>1.50</td> <td>90</td> </tr> <tr> <td>3</td> <td>0.00</td> <td>0.50</td> <td>0.50</td> <td></td> </tr> </table>	Nr.	dx	dy	l	>°	1	-0.17	-0.47	0.50	110	2	1.50	0.00	1.50	90	3	0.00	0.50	0.50		6.87	26.449
Nr.	dx	dy	l	>°																								
1	-0.17	-0.47	0.50	110																								
2	1.50	0.00	1.50	90																								
3	0.00	0.50	0.50																									
38	10	10	1.31	4	D2		13.10	8.083																				
39	20	8	1.00	4	A1		20.00	7.900																				

Total weight (kg) 1456.892

REKONSTRUKCIJA ULICE DR. FRANJE TUĐMANA U ZADRU - 3. DIONICA (od stac. 0+781,18 do stac. 1+244,65)

ARMATURA POTPORNOG ZIDA 05
1:50
c=4 cm
B500B, C35/45

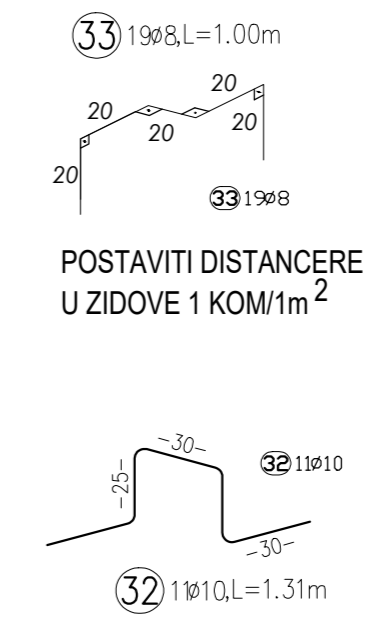
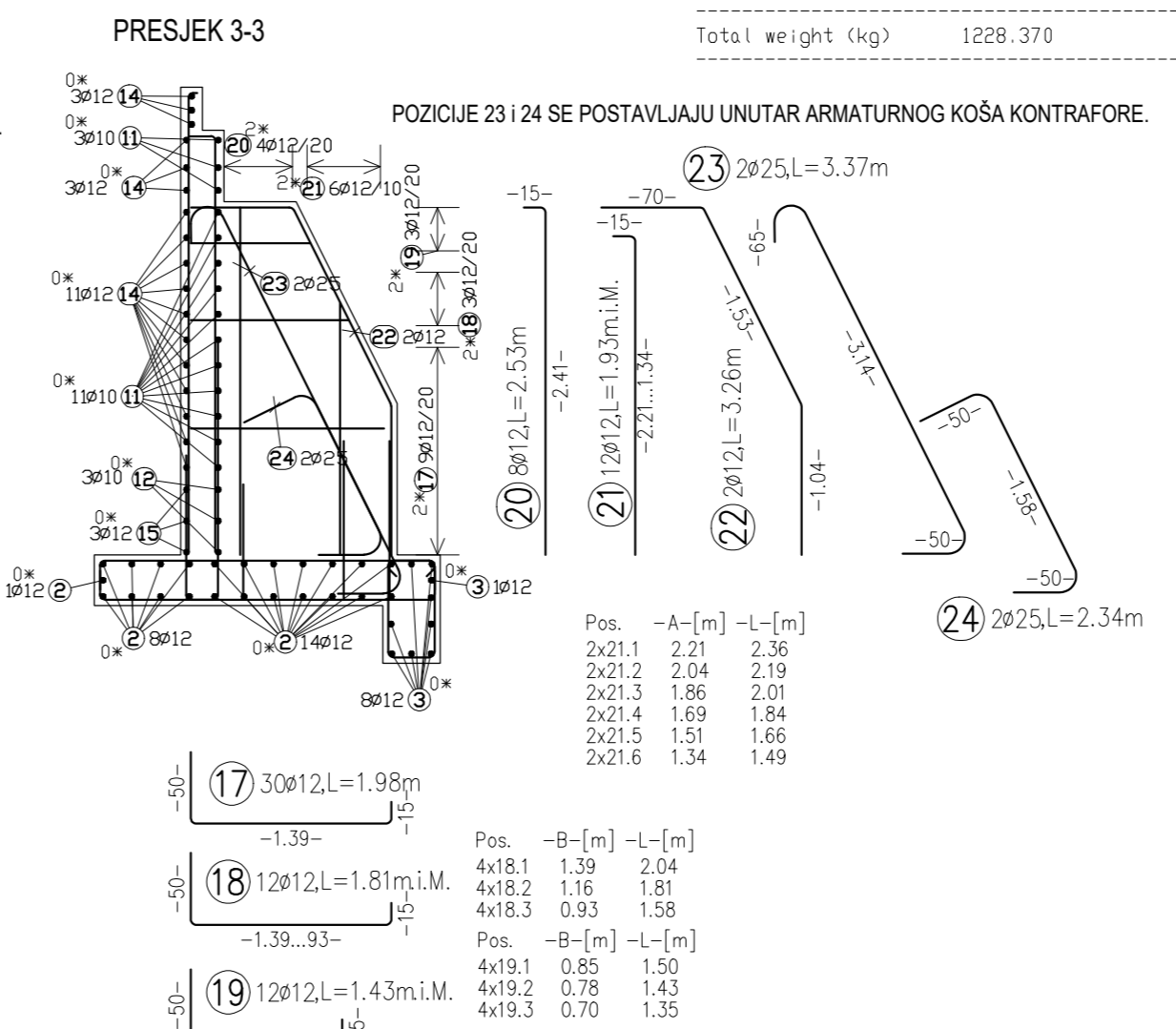
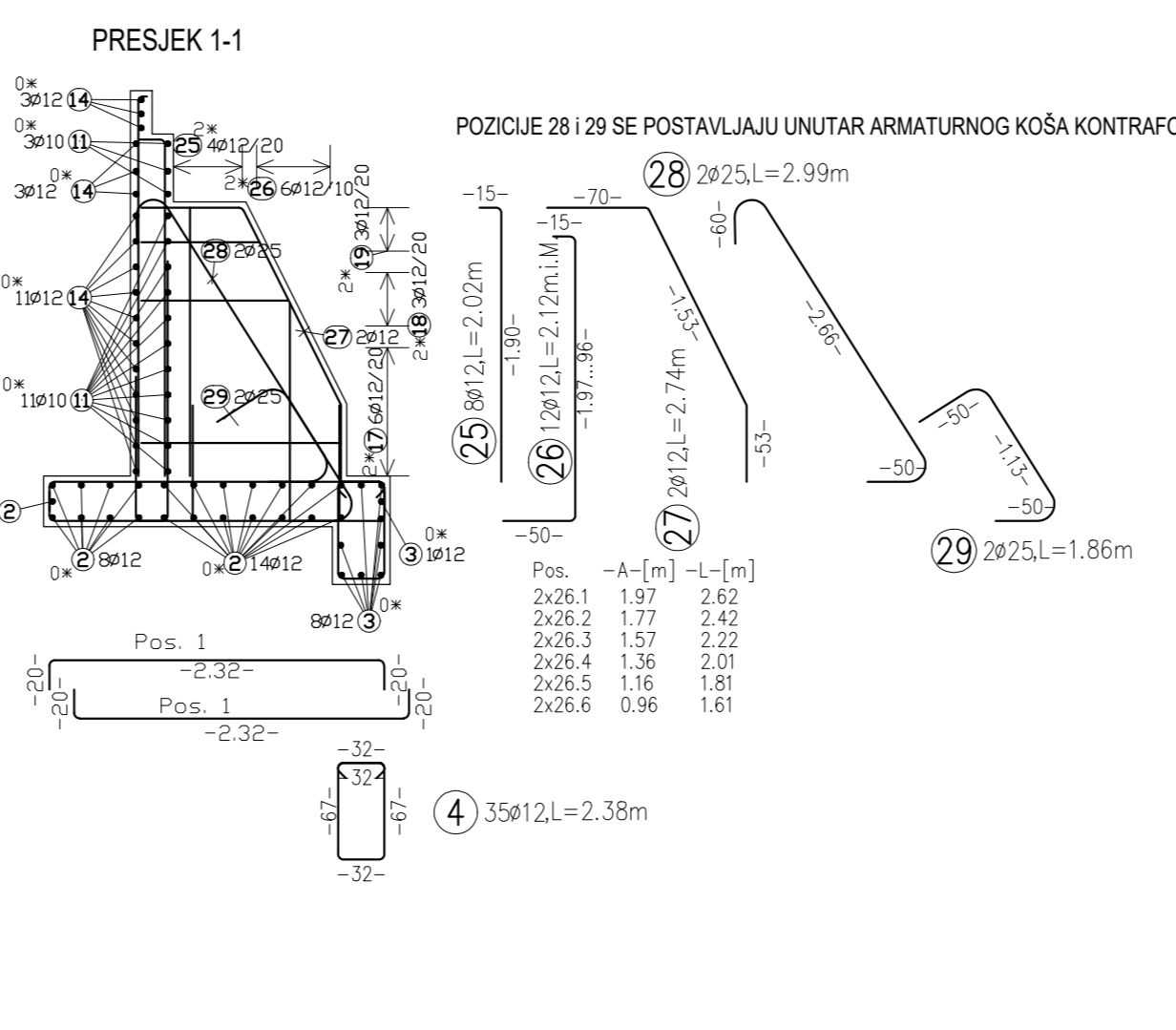
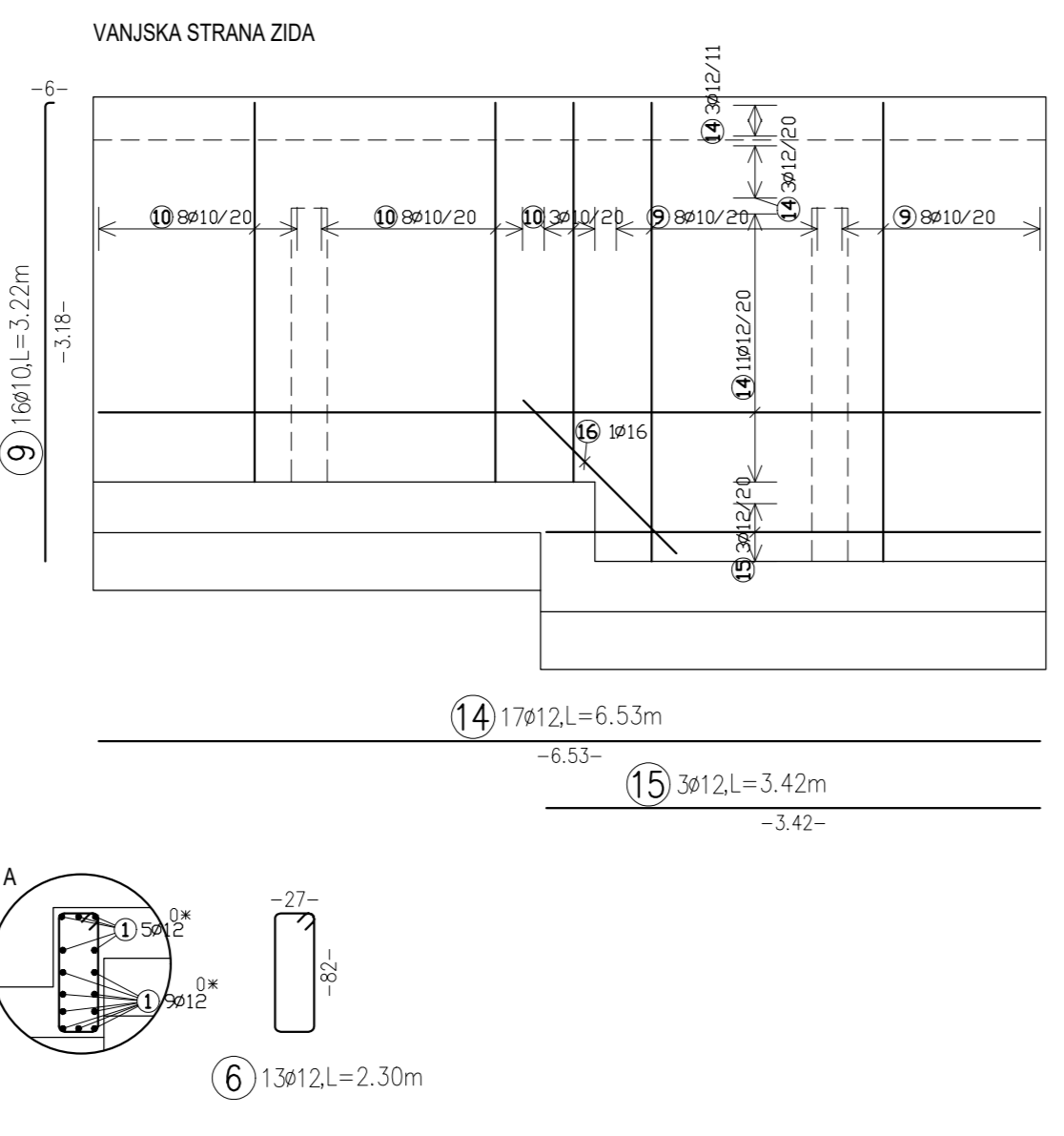
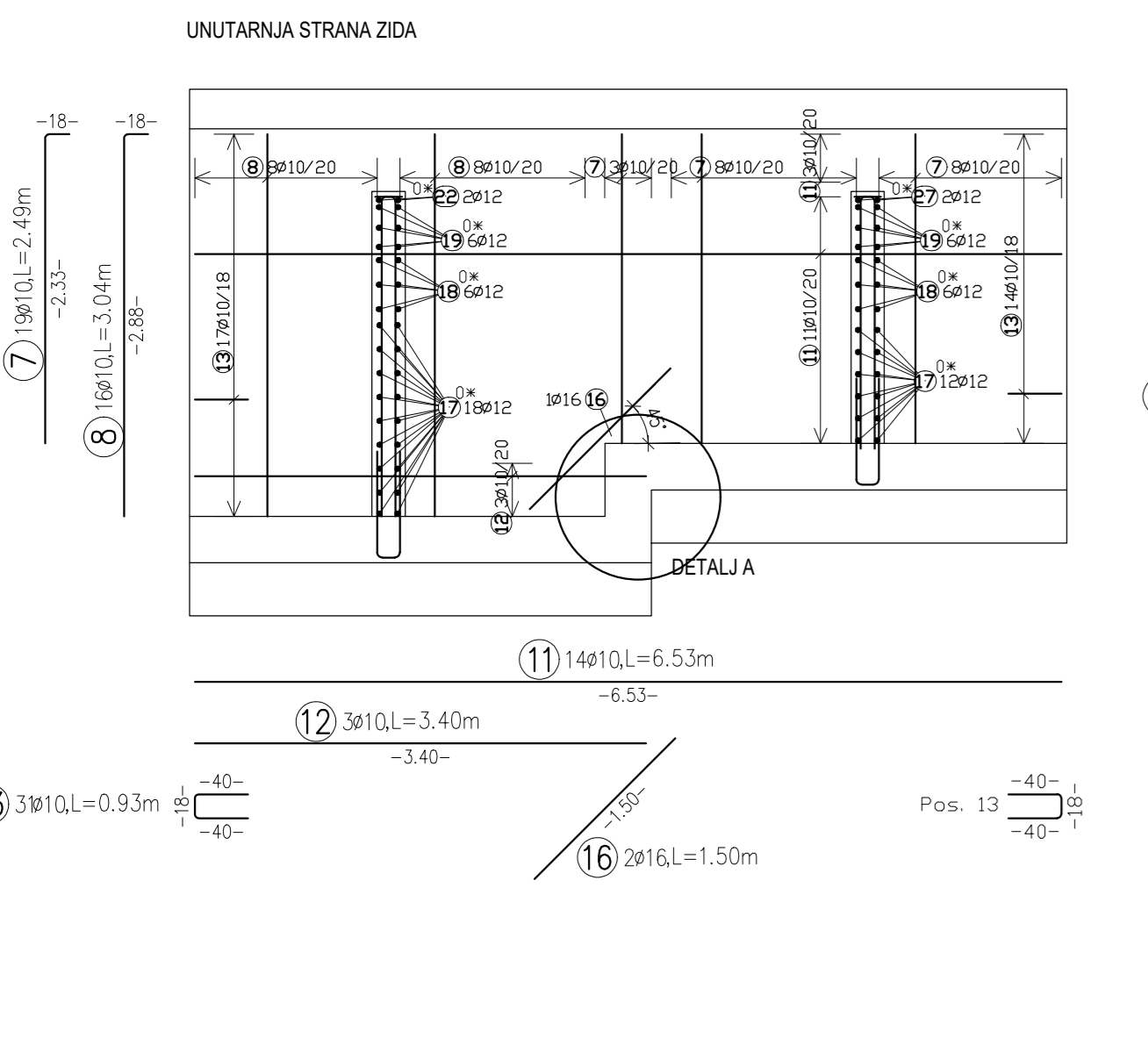


BAR Pos.	SCHEDULE No.	Steelgrade: S500	Length	Diameter			
				D8	D10	D12	D16
1	84	12	2.67			224.28	
2	46	12	3.75			172.50	
3	18	12	3.85			69.30	
4	35	12	2.38			83.30	
5	15	12	2.97	154.44			
6	15	12	2.30			29.90	
7	19	10	2.49			47.31	
8	16	10	3.04			48.64	
9	16	10	3.22			51.52	
10	19	10	2.67			50.73	
11	14	10	6.53			91.42	
12	3	10	3.40			10.20	
13	31	10	0.93			28.83	
14	17	12	6.53			111.01	
15	3	12	3.42			10.26	
16	2	16	1.50		3.00		
17	30	12	1.98			59.40	
18	12	12	1.81*			21.72	
19	12	12	1.43*			17.16	
20	8	12	2.53			20.24	
21	12	12	1.93*			23.16	
22	2	25	3.37			6.52	
23	2	25	3.37				
24	2	25	3.34				6.74
25	8	12	2.02			16.16	4.68
26	12	12	2.12*			25.44	
27	2	12	2.74			5.48	
28	2	25	2.99				5.98
29	2	25	1.86				3.72
30	2	12	1.72			3.44	
31	15	12	2.20			33.00	
32	11	10	1.31				
33	19	8	1.00	19.00	14.41		

* = in average

Total lengths	D8	D10	D12	D16	D25
19.00	497.50	932.27	3.00	21.12	
kg / m	0.395	0.617	0.888	1.580	3.850
kg / d	7.505	306.957	827.856	4.740	81.312

Total weight (kg) 1228.370



POSTAVITI DISTANCERE U ZIDOVE 1 KOM/1m²

NOSAČI GORNJE ARMATURE ZA PLOČU d=35 cm 1,5 KOM/1m²

POZICIJE 28 I 29 SE POSTAVLJAJU UNUTAR ARMATURNOG KOŠA KONTRAFORA.

POZICIJE 23 I 24 SE POSTAVLJAJU UNUTAR ARMATURNOG KOŠA KONTRAFORA.

POTREBNO JE IZVESTI BARBAKANE PROMJERA Ø120.00mm. IZVODE SE NA 20.0cm IZNAD KOTE PROJEKTIRANOG GOTOVO UREĐENOG TERENA. BARBAKANE U KONTRAFORAMA SE IZVODE 5cm OD RUBA ZIDA.

POTPORNI ZID IZVODI SE NA NASIPU.

PROJEKTANT	D&Z d.o.o. PROJECTING - CONSULTING - ENGINEERING Jerolima Vidulića 7, Zadar, tel:02322 08 60 E-mail: info@d-and-z.hr	INVESTITOR	GRAD ZADAR Narodni trg 1, 23000 Zadar
	ANTE UGLEŠIĆ dipl.ing.grad. <i>Ante Uglešić</i>	GRADEVINA	REKONSTRUKCIJA ULICE DR. FRANJE TUĐMANA U ZADRU - 3. DIONICA
PROJEKTANT SURADNIK	NIKOLINA UGLEŠIĆ mag.ing.aedif. <i>Nikolina Uglešić</i>	SASTAV CRTEŽA	ARMATURA POTPORNOG ZIDA 05
SURADNIK		FAZA	izvedbeni
		MJERILO	1:50
		TEHNIČKI DNEVNIK	2013
		DATUM	lipanj 2020.
		BROJ NACRTA	5
		ZAJEDNIČKA OZNAKA	I.O. 11704-3

Project: 2013 REKONSTRUKCIJA ULICE DR. FRANJE TUĐMANA U ZADRU – 3. DIONICA

/ 05

Project data

Title : REKONSTRUKCIJA ULICE DR. FRANJE TUĐMANA U ZADRU – 3. DIONICA
 Content : POTPORNI ZID 05
 Plan No. : 05

All total length of bar profiles axial length

B A R S C H E D U L E Steelgrade: 500S

Pos.	No.	d	Length	D8	D10	D12	D16	D25
1	84	12	2.67			224.28		
2	46	12	3.75			172.50		
3	18	12	3.85			69.30		
4	35	12	2.38			83.30		
5	52	10	2.97		154.44			
6	13	12	2.30			29.90		
7	19	10	2.49		47.31			
8	16	10	3.04		48.64			
9	16	10	3.22		51.52			
10	19	10	2.67		50.73			
11	14	10	6.53		91.42			
12	3	10	3.40		10.20			
13	31	10	0.93		28.83			
14	17	12	6.53			111.01		
15	3	12	3.42			10.26		
16	2	16	1.50				3.00	
17	30	12	1.98			59.40		
18	12	12	1.81*			21.72		
19	12	12	1.43*			17.16		
20	8	12	2.53			20.24		
21	12	12	1.93*			23.16		
22	2	12	3.26			6.52		
23	2	25	3.37					6.74
24	2	25	2.34					4.68
25	8	12	2.02			16.16		
26	12	12	2.12*			25.44		
27	2	12	2.74			5.48		
28	2	25	2.99					5.98
29	2	25	1.86					3.72
30	2	12	1.72			3.44		
31	15	12	2.20			33.00		
32	11	10	1.31		14.41			
33	19	8	1.00	19.00				

* = in average

Total lengths			19.00	497.50	932.27	3.00	21.12
kg / m			D8 0.395	D10 0.617	D12 0.888	D16 1.580	D25 3.850
kg / d			7.505	306.957	827.856	4.740	81.312

Total weight (kg) 1228.370

Project: 2013 REKONSTRUKCIJA ULICE DR. FRANJE TUĐMANA U ZADRU - 3. DIONICA

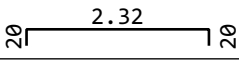

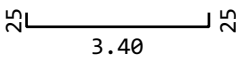
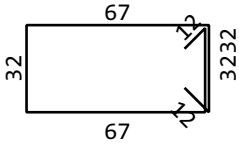
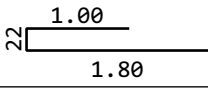

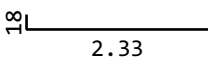
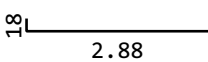
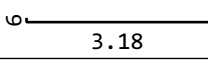
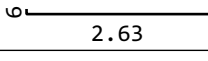
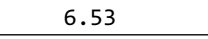
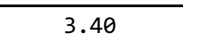
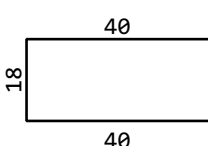
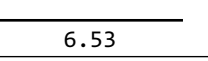
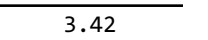
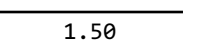
/ 05


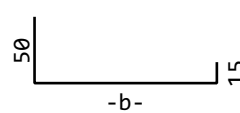

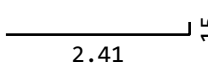
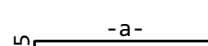
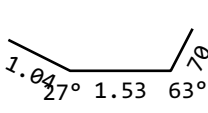


Project data

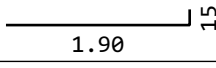
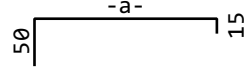
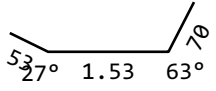
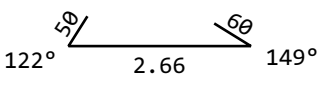
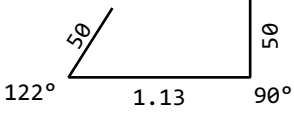
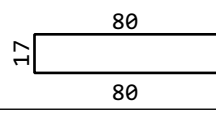

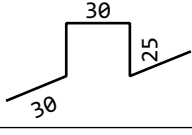
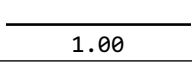
Title : REKONSTRUKCIJA ULICE DR. FRANJE TUĐMANA U ZADRU - 3. DIONICA

Content : POTPORNI ZID 05

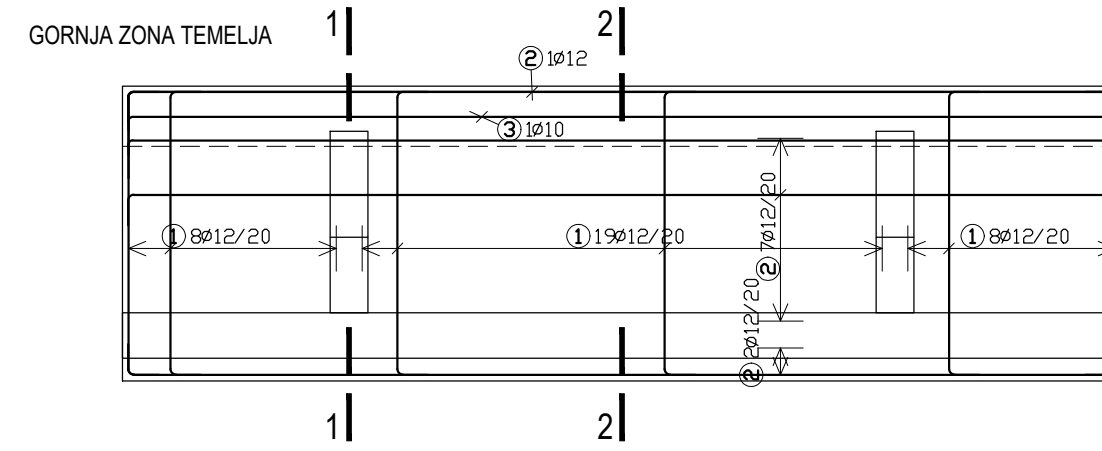
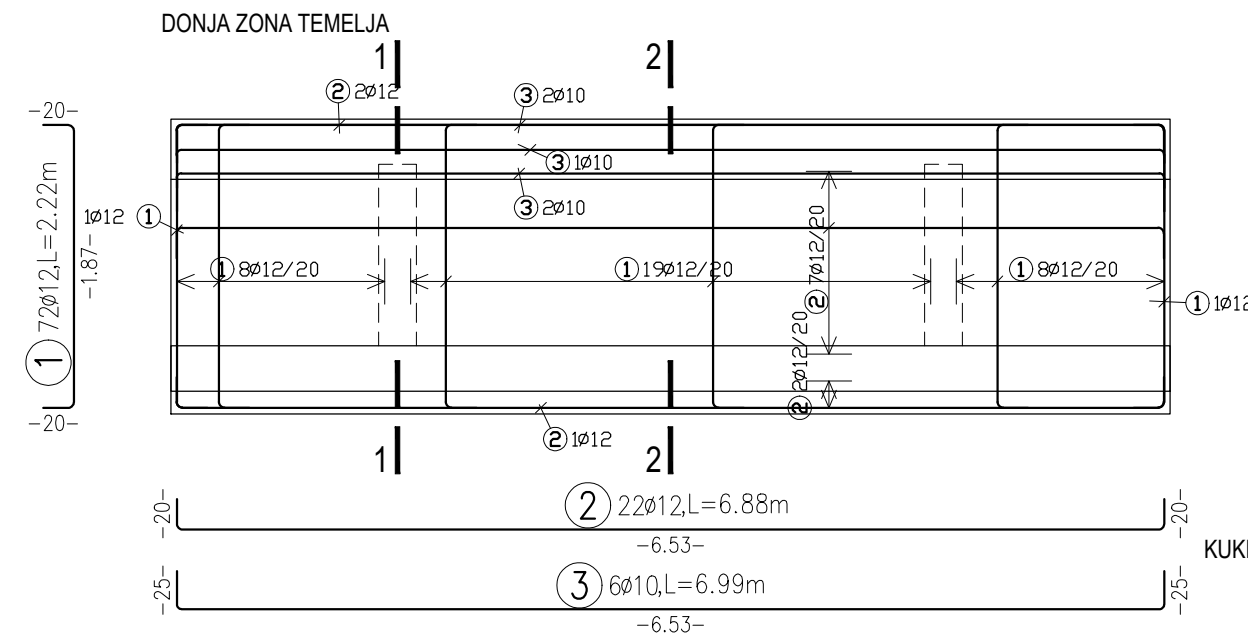
Plan No. : 05

B E N D I N G S C H E D U L E Steelgrade: 500S									
Pos.	No.	d	Length	dbr ds	Type	shape code	Tot.L	Weight kg	
1	84	12	2.67	4	A1		224.28	199.161	
2	46	12	3.75	4	A1		172.50	153.180	
3	18	12	3.85	4	A1		69.30	61.538	
4	35	12	2.38	4	A4		83.30	73.970	
5	52	10	2.97	4	A3		154.44	95.289	
6	13	12	2.30	4	B1	 Hooklength=13.0	29.90	26.551	
7	19	10	2.49	4	A1		47.31	29.190	
8	16	10	3.04	4	A1		48.64	30.011	
9	16	10	3.22	4	A2		51.52	31.788	
10	19	10	2.67	4	A2		50.73	31.300	
11	14	10	6.53	4	A1		91.42	56.406	
12	3	10	3.40	4	A1		10.20	6.293	
13	31	10	0.93	4	A3		28.83	17.788	
14	17	12	6.53	4	A1		111.01	98.577	
15	3	12	3.42	4	A1		10.26	9.111	
16	2	16	1.50	4	A1		3.00	4.740	

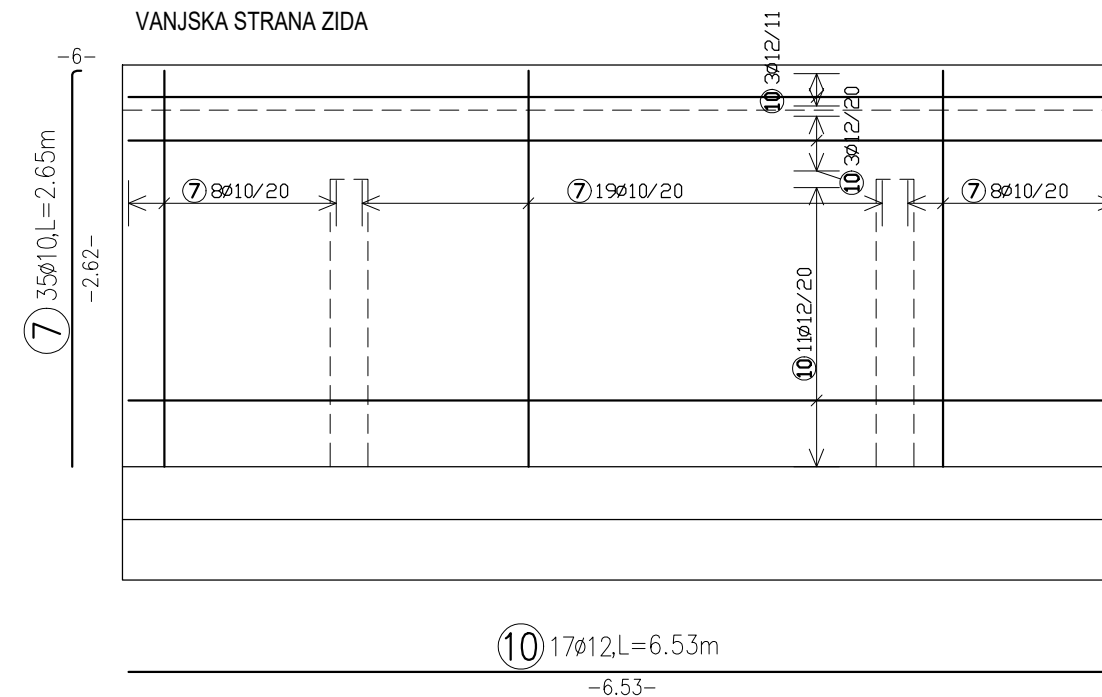
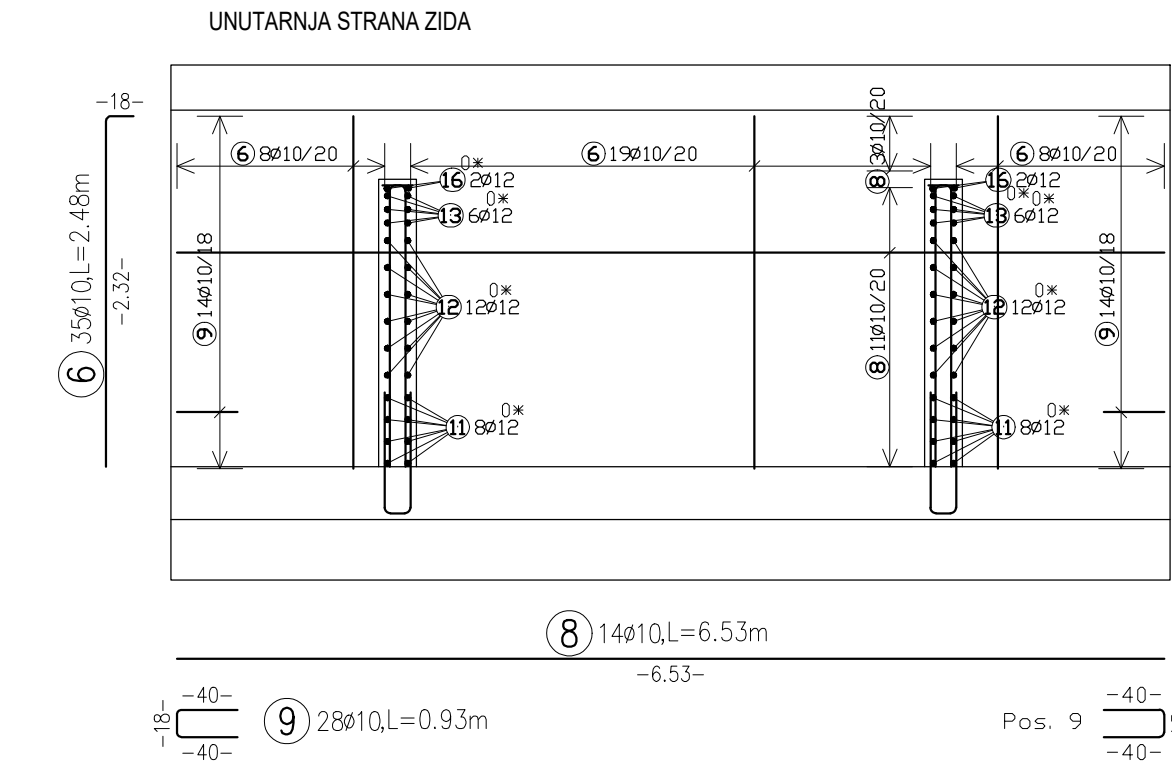
B E N D I N G S C H E D U L E Steelgrade: 500S								
Pos.	No.	d	Length	dbr. ds	Type	shape code	Tot.L	Weight kg
17	30	12	1.98	4	A2		59.40	52.747
18	12	12	--	4	A2	 Pos. No. Length -b- 1 4 2.04 1.39 2 4 1.81 1.16 3 4 1.58 0.93	21.72	19.287
19	12	12	--	4	A2	 Pos. No. Length -b- 1 4 1.50 0.85 2 4 1.43 0.78 3 4 1.35 0.70	17.16	15.238
20	8	12	2.53	4	A1		20.24	17.973
21	12	12	--	4	A1	 Pos. No. Length -a- 1 2 2.36 2.21 2 2 2.19 2.04 3 2 2.01 1.86 4 2 1.84 1.69 5 2 1.66 1.51 6 2 1.49 1.34	23.16	20.566
22	2	12	3.26	4	X1	 Nr. dx dy l >° 1 0.93 -0.46 1.04 27 2 1.53 0.00 1.53 63 3 0.31 0.63 0.70	6.52	5.790
23	2	25	3.37	7	X1	 Nr. dx dy l >° 1 -0.22 -0.45 0.50 116 2 3.14 0.00 3.14 154 3 -0.58 0.28 0.65	6.74	25.949
24	2	25	2.34	7	X1	 Nr. dx dy l >° 1 -0.22 -0.45 0.50 116 2 1.58 0.00 1.58 90 3 -0.00 0.50 0.50	4.68	18.018

B E N D I N G S C H E D U L E Steelgrade: 500S								
Pos.	No.	d	Length	dbr. ds	Type	shape code	Tot.L	Weight kg
25	8	12	2.02	4	A1		16.16	14.350
26	12	12	--	4	A2	 Pos. No. Length -a- 1 2 2.62 1.97 2 2 2.42 1.77 3 2 2.22 1.57 4 2 2.01 1.36 5 2 1.81 1.16 6 2 1.61 0.96	25.44	22.591
27	2	12	2.74	4	X1	 Nr. dx dy l >° 1 0.47 -0.24 0.53 27 2 1.53 0.00 1.53 63 3 0.31 0.62 0.70	5.48	4.866
28	2	25	2.99	7	X1	 Nr. dx dy l >° 1 -0.26 -0.42 0.50 122 2 2.66 0.00 2.66 149 3 -0.51 0.31 0.60	5.98	23.023
29	2	25	1.86	7	X1	 Nr. dx dy l >° 1 -0.27 -0.42 0.50 122 2 1.13 0.00 1.13 90 3 -0.00 0.50 0.50	3.72	14.322
30	2	12	1.72	4	A3		3.44	3.055
31	15	12	2.20	4	A3		33.00	29.304
32	11	10	1.31	4	D2		14.41	8.891
33	19	8	1.00	4	A1		19.00	7.505

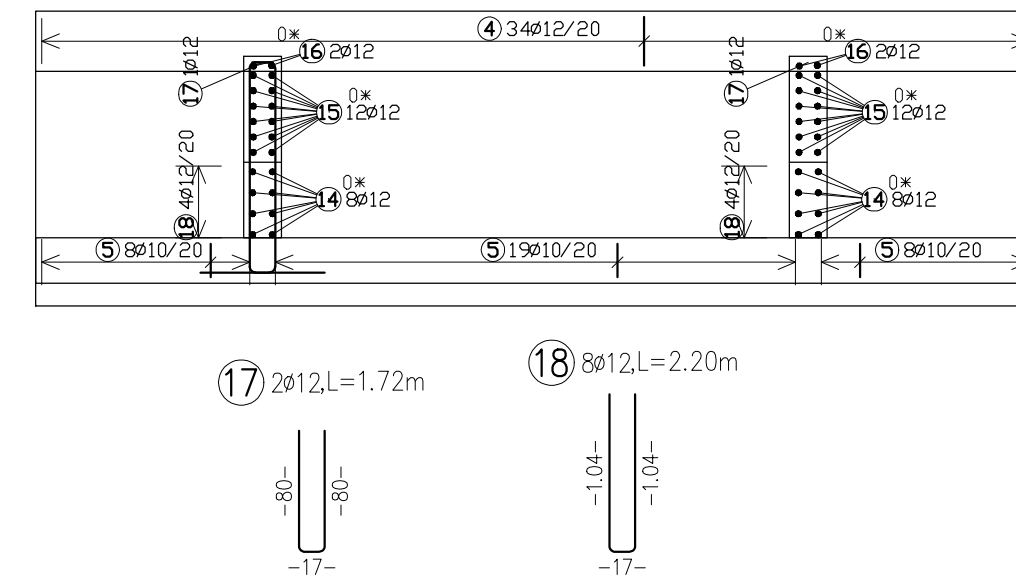
Total weight (kg) 1228.370



KUKE SE POSTAVLJAJU VERTIKALNO.



ANKERI I ARMATURA KONTRAFORA

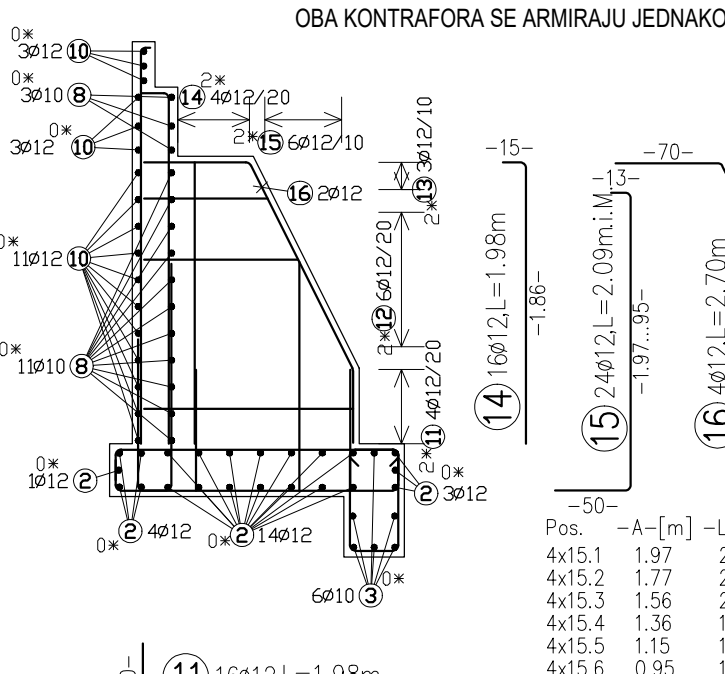


BAR Pos.	SCHEDULE No.	Steelgrade:	500S	D8	D10	D12
1	72	12	2.22			159.84
2	22	12	6.88			151.36
3	6	10	6.99		41.94	
4	34	12	2.38			80.92
5	35	10	2.67		93.45	
6	35	10	2.48		86.80	
7	35	10	2.65		92.75	
8	14	10	6.53		91.42	
9	28	10	0.93		26.04	
10	17	12	6.53			111.01
11	16	12	1.98			31.68
12	24	12	1.74*			41.76
13	12	12	1.40*			16.80
14	16	12	1.98			31.68
15	24	12	2.09*			50.16
16	4	12	2.70			10.80
17	2	12	1.72			3.44
18	8	12	2.20			17.60
19	9	10	1.31		11.79	
20	18	8	1.00	18.00		

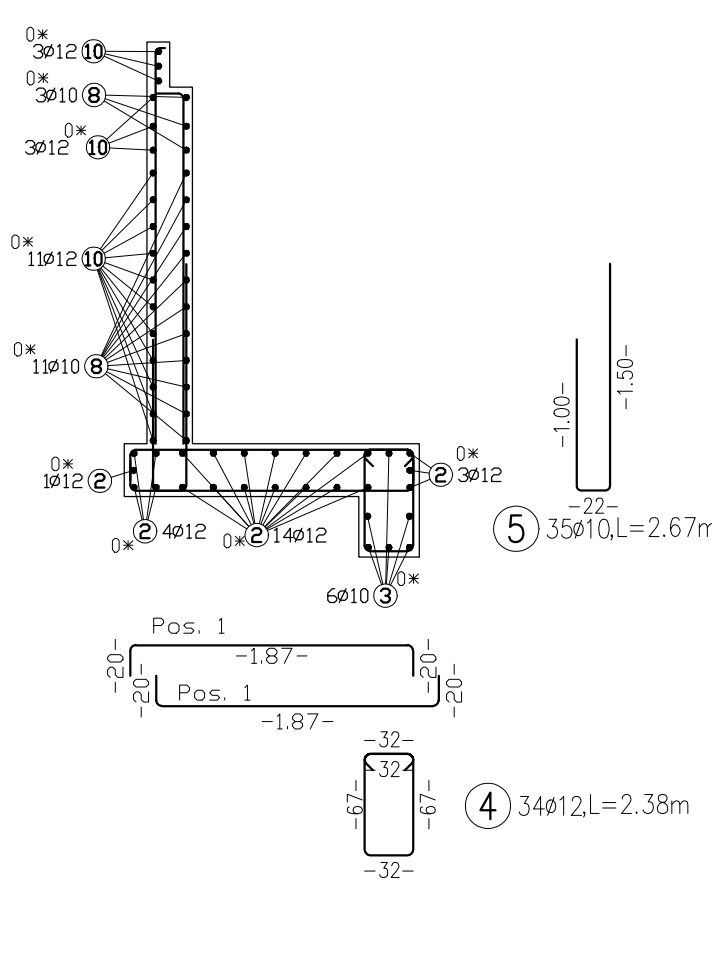
* = in average

Total lengths	18.00	444.19	707.05
kg / m	D8 0.395	D10 0.617	D12 0.888
kg / d	7.110	274.065	627.860
Total weight (kg)	909.035		

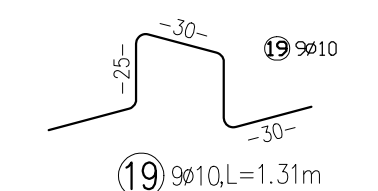
PRESJEK 1-1



PRESJEK 2-2



POSTAVITI DISTANCERE U ZIDOVE 1 KOM/1m²



NOSAČI GORNJE ARMATURE ZA PLOČU d=35 cm 1,5 KOM/1m²

REKONSTRUKCIJA ULICE DR. FRANJE TUĐMANA U ZADRU - 3. DIONICA (od stac. 0+781,18 do stac. 1+244,65)

ARMATURA POTPORNOG ZIDA 06
1:50
c=4 cm
B500B, C35/45

POTREBNO JE IZVESTI BARBAKANE PROMJERA Ø120.00mm. IZVODE SE NA 20.0cm IZNAD KOTE PROJEKTIRANOG GOTOVO UREĐENOG TERENA. BARBAKANE U KONTRAFORAMA SE IZVODE 5cm OD RUBA ZIDA.

POTPORNI ZID IZVODI SE NA NASIPU.

	D&Z d.o.o. PROJECTING - CONSULTING - ENGINEERING Jerolimski Vidulčića 7, Zadar, tel.02322 08 60 E - mail: info@d-and-z.hr	INVESTITOR	GRAD ZADAR Narodni trg 1, 23000 Zadar
	PROJEKTANT	ANTE UGLEŠIĆ dipl.ing.grad. <i>Ante Uglešić</i>	GRADEVINA
PROJEKTANT SURADNIK	NIKOLINA UGLEŠIĆ mag.ing.aedif. <i>N. Uglešić</i>	SASTAV CRTEŽA	ARMATURA POTPORNOG ZIDA 06
SURADNIK		FAZA	izvedbeni
		MJERILO	1:50
		ZAJEDNIČKA OZNAKA	I.O. 11704-3
		TEHNIČKI DNEVNIK	2013
		DATUM	lipanj 2020.
		BROJ NACRTA	6

Project: 2013 REKONSTRUKCIJA ULICE DR. FRANJE TUĐMANA U ZADRU - 3. DIONICA

/ 06

Project data

Title : REKONSTRUKCIJA ULICE DR. FRANJE TUĐMANA U ZADRU - 3. DIONICA
 Content : POTPORNI ZID 06
 Plan No. : 06

All total length of bar profiles axial length

B A R S C H E D U L E Steelgrade: 500S

Pos.	No.	d	Length	D8	D10	D12
1	72	12	2.22			159.84
2	22	12	6.88			151.36
3	6	10	6.99		41.94	
4	34	12	2.38			80.92
5	35	10	2.67		93.45	
6	35	10	2.48		86.80	
7	35	10	2.65		92.75	
8	14	10	6.53		91.42	
9	28	10	0.93		26.04	
10	17	12	6.53			111.01
11	16	12	1.98			31.68
12	24	12	1.74*			41.76
13	12	12	1.40*			16.80
14	16	12	1.98			31.68
15	24	12	2.09*			50.16
16	4	12	2.70			10.80
17	2	12	1.72			3.44
18	8	12	2.20			17.60
19	9	10	1.31		11.79	
20	18	8	1.00	18.00		

* = in average

Total lengths		18.00	444.19	707.05
kg / m	D8	0.395	D10 0.617	D12 0.888
kg / d		7.110	274.065	627.860
Total weight (kg)		909.035		

Project: 2013 REKONSTRUKCIJA ULICE DR. FRANJE TUĐMANA U ZADRU - 3. DIONICA

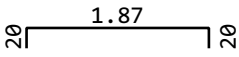
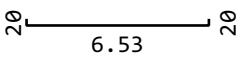
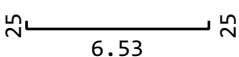
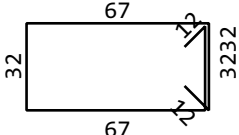
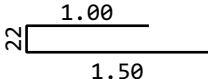
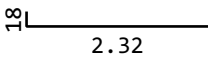
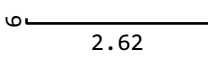
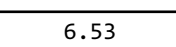

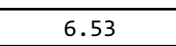


/ 06

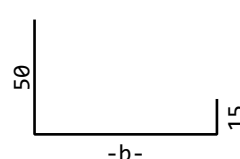

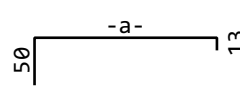
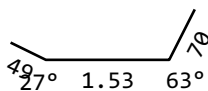
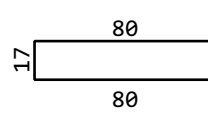

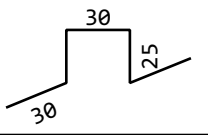

Project data

Title : REKONSTRUKCIJA ULICE DR. FRANJE TUĐMANA U ZADRU - 3. DIONICA

Content : POTPORNI ZID 06

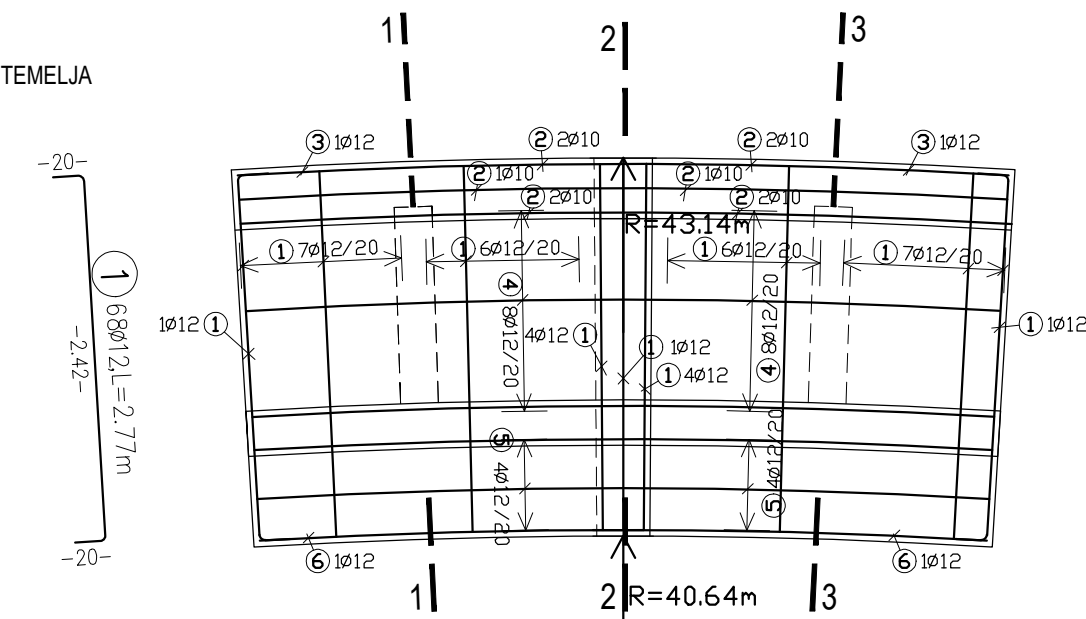
Plan No. : 06

B E N D I N G S C H E D U L E Steelgrade: 500S								
Pos.	No.	d	Length	dbr. ds	Type	shape code	Tot.L	Weight kg
1	72	12	2.22	4	A1		159.84	141.938
2	22	12	6.88	4	A1		151.36	134.408
3	6	10	6.99	4	A1		41.94	25.877
4	34	12	2.38	4	A4		80.92	71.857
5	35	10	2.67	4	A3		93.45	57.659
6	35	10	2.48	4	A1		86.80	53.556
7	35	10	2.65	4	A2		92.75	57.227
8	14	10	6.53	4	A1		91.42	56.406
9	28	10	0.93	4	A3		26.04	16.067
10	17	12	6.53	4	A1		111.01	98.577
11	16	12	1.98	4	A2		31.68	28.132
12	24	12	--	4	A2	 -b- Pos. No. Length -b- 1 4 1.96 1.31 2 4 1.87 1.22 3 4 1.78 1.13 4 4 1.70 1.05 5 4 1.61 0.96 6 4 1.52 0.87	41.76	37.083

B E N D I N G S C H E D U L E Steelgrade: 500S																													
Pos.	No.	d	Length	dbr. ds	Type	shape code	Tot.L	Weight kg																					
13	12	12	--	4	A2	 <p>-b-</p> <table border="1"> <thead> <tr> <th>Pos. No.</th> <th>Length</th> <th>-b-</th> </tr> </thead> <tbody> <tr> <td>1</td> <td>4</td> <td>1.45</td> </tr> <tr> <td>2</td> <td>4</td> <td>1.40</td> </tr> <tr> <td>3</td> <td>4</td> <td>1.35</td> </tr> </tbody> </table>	Pos. No.	Length	-b-	1	4	1.45	2	4	1.40	3	4	1.35	16.80	14.918									
Pos. No.	Length	-b-																											
1	4	1.45																											
2	4	1.40																											
3	4	1.35																											
14	16	12	1.98	4	A1		31.68	28.132																					
15	24	12	--	4	A2	 <p>-a-</p> <table border="1"> <thead> <tr> <th>Pos. No.</th> <th>Length</th> <th>-a-</th> </tr> </thead> <tbody> <tr> <td>1</td> <td>4</td> <td>2.60</td> </tr> <tr> <td>2</td> <td>4</td> <td>2.40</td> </tr> <tr> <td>3</td> <td>4</td> <td>2.19</td> </tr> <tr> <td>4</td> <td>4</td> <td>1.99</td> </tr> <tr> <td>5</td> <td>4</td> <td>1.78</td> </tr> <tr> <td>6</td> <td>4</td> <td>1.58</td> </tr> </tbody> </table>	Pos. No.	Length	-a-	1	4	2.60	2	4	2.40	3	4	2.19	4	4	1.99	5	4	1.78	6	4	1.58	50.16	44.542
Pos. No.	Length	-a-																											
1	4	2.60																											
2	4	2.40																											
3	4	2.19																											
4	4	1.99																											
5	4	1.78																											
6	4	1.58																											
16	4	12	2.70	4	X1	 <p>49 27° 1.53 63°</p> <table border="1"> <thead> <tr> <th>Nr.</th> <th>dx</th> <th>dy</th> <th>l</th> <th>>°</th> </tr> </thead> <tbody> <tr> <td>1</td> <td>0.43</td> <td>-0.22</td> <td>0.49</td> <td>27</td> </tr> <tr> <td>2</td> <td>1.53</td> <td>0.00</td> <td>1.53</td> <td>63</td> </tr> <tr> <td>3</td> <td>0.31</td> <td>0.62</td> <td>0.70</td> <td></td> </tr> </tbody> </table>	Nr.	dx	dy	l	>°	1	0.43	-0.22	0.49	27	2	1.53	0.00	1.53	63	3	0.31	0.62	0.70		10.80	9.590	
Nr.	dx	dy	l	>°																									
1	0.43	-0.22	0.49	27																									
2	1.53	0.00	1.53	63																									
3	0.31	0.62	0.70																										
17	2	12	1.72	4	A3		3.44	3.055																					
18	8	12	2.20	4	A3		17.60	15.629																					
19	9	10	1.31	4	D2		11.79	7.274																					
20	18	8	1.00	4	A1		18.00	7.110																					

Total weight (kg) 909.036

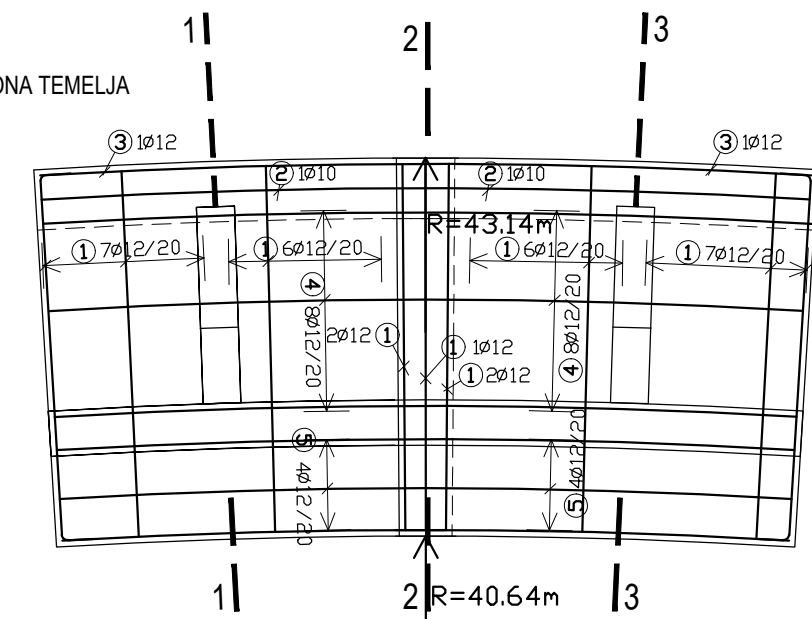
DONJA ZONA TEMELJA



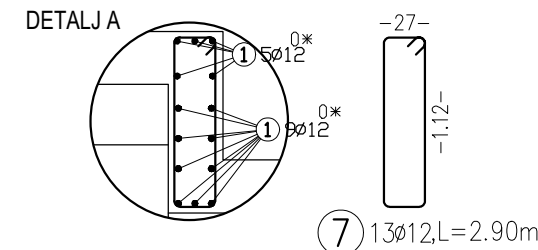
Pos.	-A-[m]	-L-[m]
4x4.1	2.68	3.08
4x4.2	2.67	3.07
4x4.3	2.65	3.05
4x4.4	2.64	3.04
4x4.5	2.63	3.03
4x4.6	2.63	3.02
4x4.7	2.60	3.00
4x4.8	2.59	2.99

Pos.	-A-[m]	-L-[m]
4x5.1	2.58	2.98
4x5.2	2.57	2.97
4x5.3	2.55	2.95
4x5.4	2.54	2.94

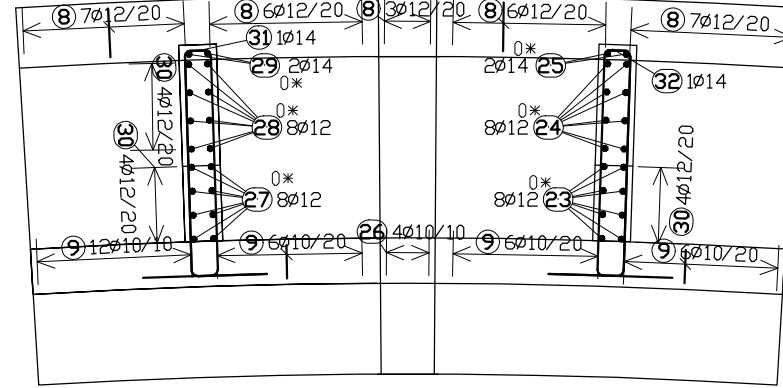
GORNJA ZONA TEMELJA



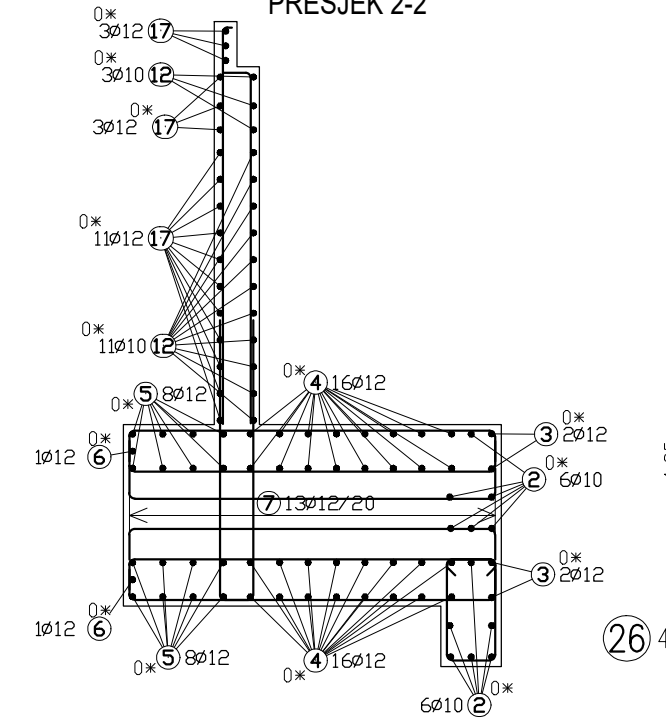
KUKE SE POSTAVLJAJU VERTIKALNO.
POZICIJE 2, 3, 4, 5, I 6 SU
LUČNO ZAKRIVLJENE U
HORIZONTALNOJ RAVNINI.



ANKERI I ARMATURA KONTRAFORA



PRESJEK 2-2



BAR Pos.	S C H E D U L E No.	d	Steelgrade: 500S	D10	D12	D14	D16
1	68	12	2.77		188.36		
2	12	10	3.15	37.80			
3	4	12	3.05		12.20		
4	32	12	3.04*		97.28		
5	16	12	2.96*		47.36		
6	2	12	2.89		5.78		
7	13	12	2.90		37.70		
8	29	12	2.38		69.02		
9	30	10	2.97		89.10		
10	15	10	2.48		37.20		
11	12	10	3.34		40.08		
12	14	10	4.89		68.46		
13	5	10	2.59		12.95		
14	34	10	0.93		31.62		
15	15	10	2.66		39.90		
16	12	10	3.51		42.12		
17	17	12	4.89		83.13		
18	5	12	2.59		12.95		
19	2	16	2.00			4.00	
20	20	12	2.08		41.60		
21	28	12	1.80*		50.40		
22	8	12	1.42*		11.36		
23	8	12	1.98		15.84		
24	8	12	1.96*		15.68		
25	2	14	2.72			5.44	
26	4	10	3.87	15.48			
27	8	12	2.83		22.64		
28	8	12	2.01*		16.08		
29	2	14	3.57			7.14	
30	12	12	2.20		26.40		
31	1	14	2.51			2.51	
32	1	14	1.31			1.31	
33	9	10	1.31	11.79			
34	15	8	1.00	15.00			

* = in average

Total lengths	D8	D10	D12	D14	D16
	15.00	426.50	753.78	16.40	4.00
Kg / m	0.395	0.617	0.888	1.210	1.580
Kg / d	5.925	263.150	669.357	19.844	6.320

Total weight (kg) 964.596

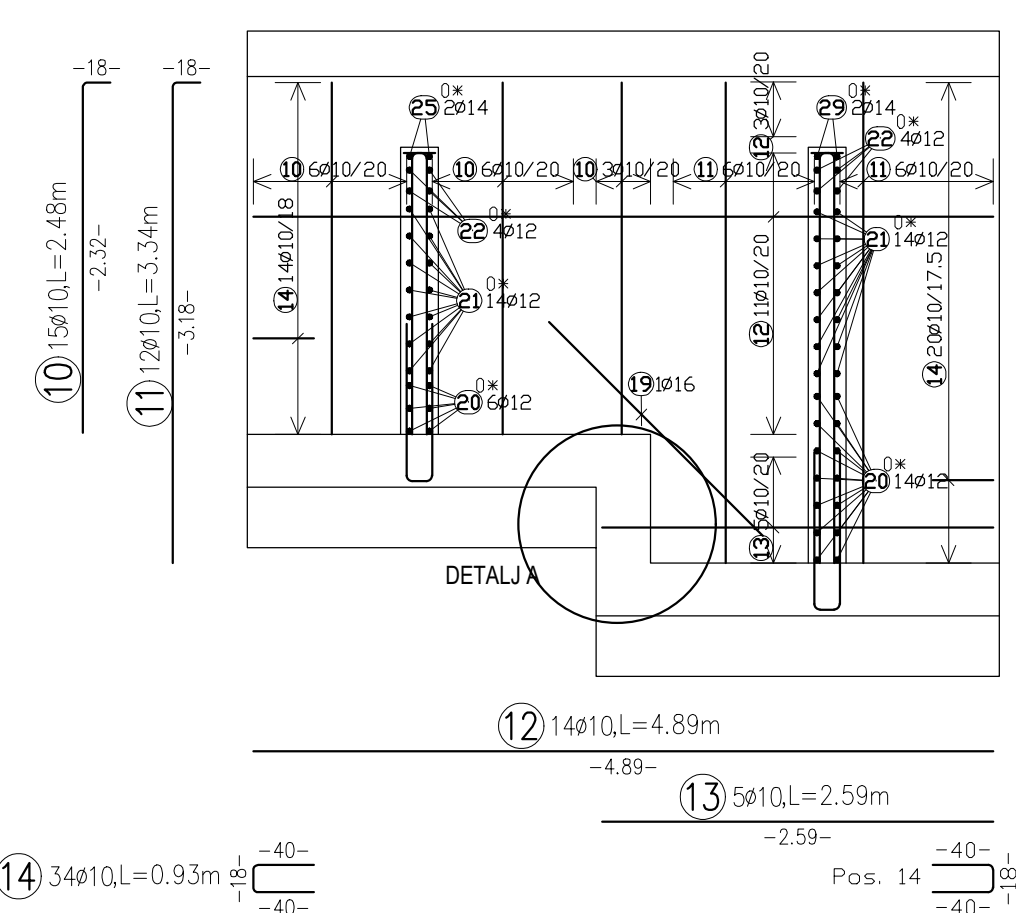
REKONSTRUKCIJA ULICE DR. FRANJE TUĐMANA U ZADRU - 3. DIONICA (od stac. 0+781,18 do stac. 1+244,65)

ARMATURA POTPORNOG ZIDA 07

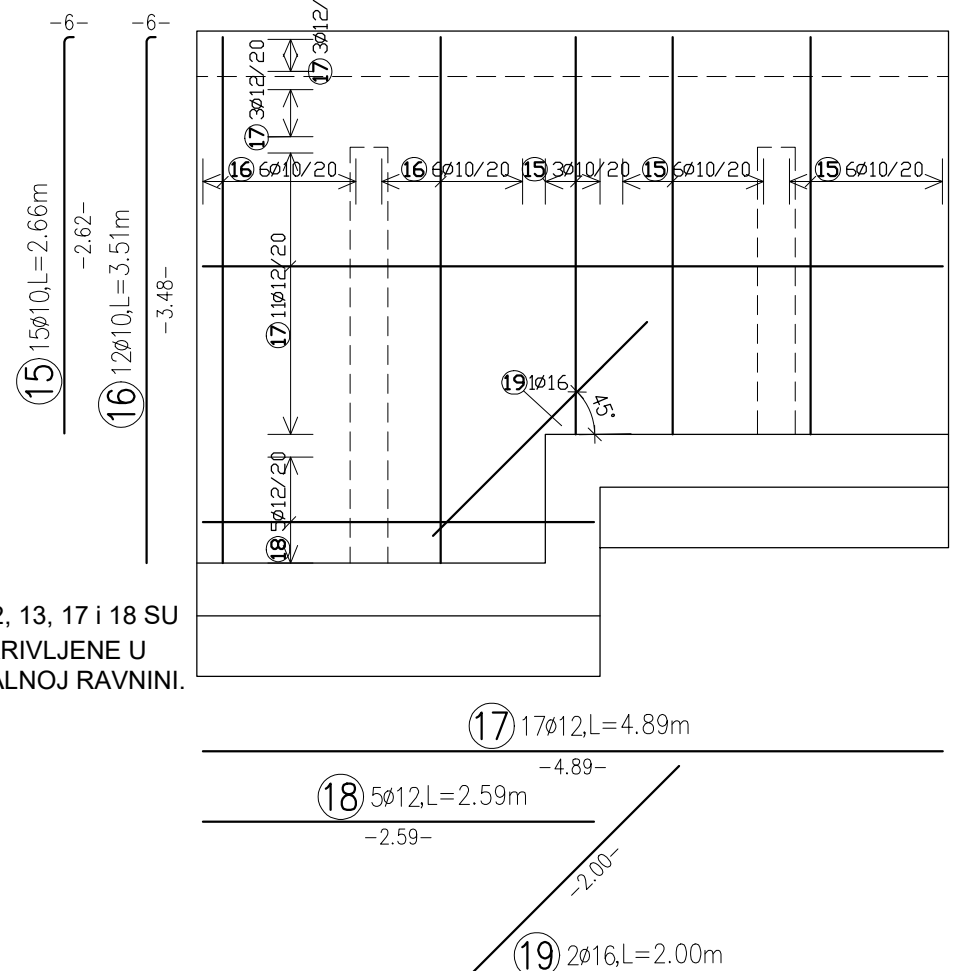
1:50

c=4 cm
B500B, C35/45

UNUTARNA STRANA ZIDA

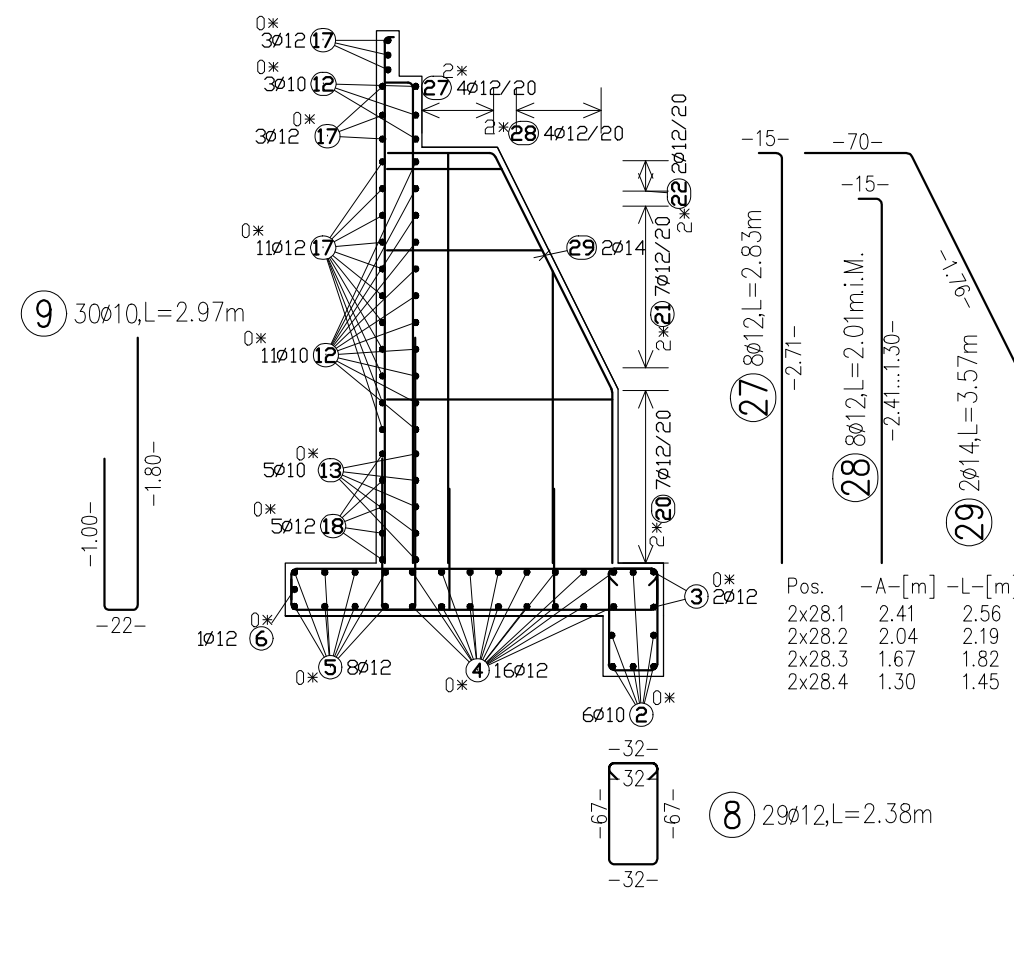


VANJSKA STRANA ZIDA

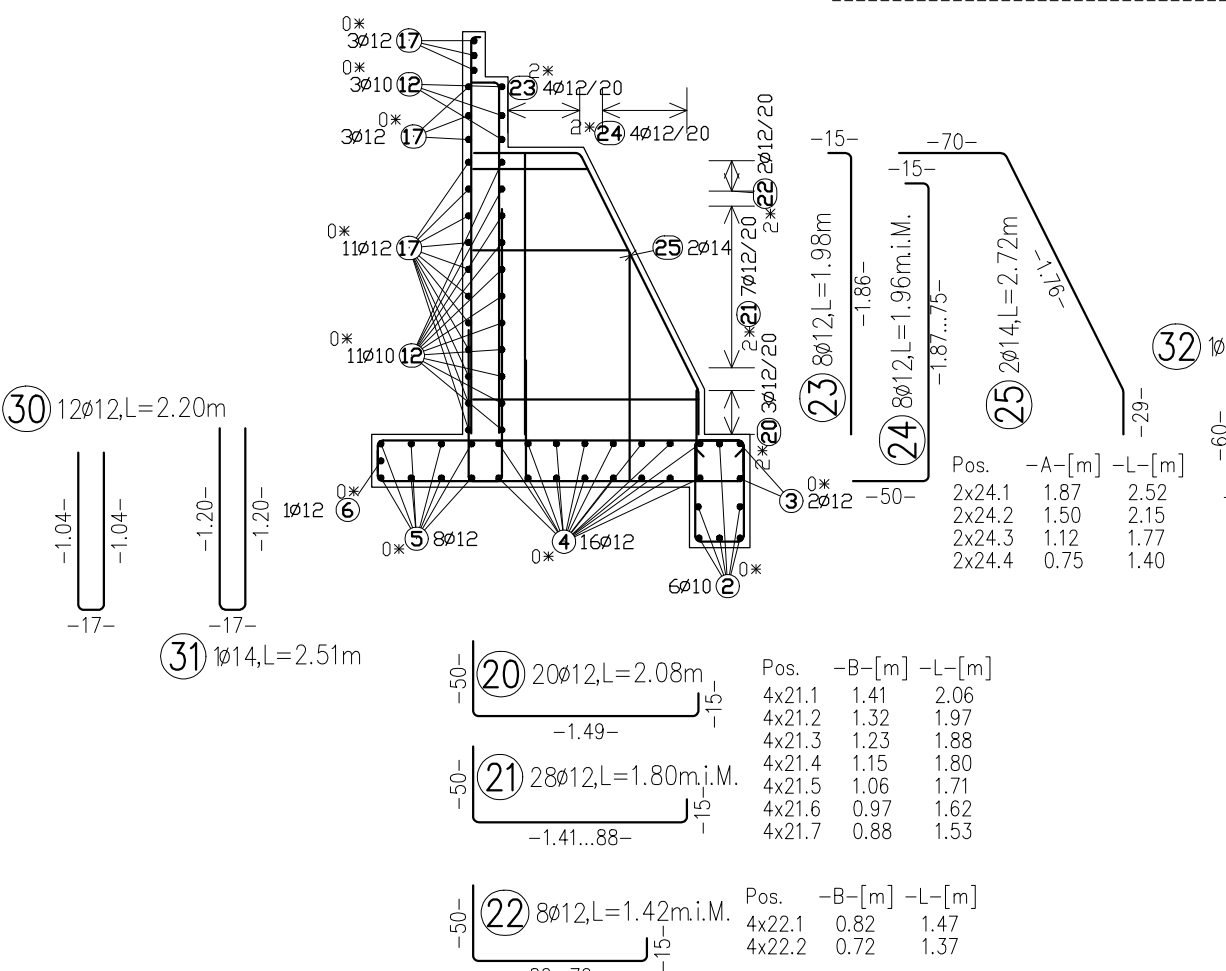


POZICIJE 12, 13, 17 I 18 SU
LUČNO ZAKRIVLJENE U
HORIZONTALNOJ RAVNINI.

PRESJEK 1-1



PRESJEK 3-3



34 15ø8, L=1.00m

35 ø8

POSTAVITI DISTANCERE
U ZIDOVE 1 KOM/1m²

33 ø10, L=1.31m

NOSAČI GORNJE ARMATURE
ZA PLOČU d=35 cm
1,5 KOM/1m²

	D&Z d.o.o. PROJECTING - CONSULTING - ENGINEERING Jerolima Vidušića 7, Zadar, tel:023222 08 60 E - mail: info@d-and-z.hr	INVESTITOR	GRAD ZADAR Narodni trg 1, 23000 Zadar
	PROJEKTANT	ANTE UGLEŠIĆ dipl.ing.grad. <i>Ante Uglešić</i>	GRADEVINA
PROJEKTANT SURADNIK	NIKOLINA UGLEŠIĆ mag.ing.aedif. <i>Nikolina Uglešić</i>	SASTAV CRTEŽA	ARMATURA POTPORNOG ZIDA 07
SURADNIK		FAZA	izvedbeni
		ZAJEDNIČKA OZNAKA	I.O. 11704-3
		MJERILO	1:50
		TEHNIČKI DNEVNIK	2013
		DATUM	lipanj 2020.
		BROJ NACRTA	7

Project: 2013 REKONSTRUKCIJA ULICE DR. FRANJE TUĐMANA U ZADRU – 3. DIONICA

/ 07

Project data

Title : REKONSTRUKCIJA ULICE DR. FRANJE TUĐMANA U ZADRU – 3. DIONICA
 Content : POTPORNI ZID 07
 Plan No. : 07

All total length of bar profiles axial length

B A R S C H E D U L E Steelgrade: 500S

Pos.	No.	d	Length	D8	D10	D12	D14	D16
1	68	12	2.77			188.36		
2	12	10	3.15		37.80			
3	4	12	3.05			12.20		
4	32	12	3.04*			97.28		
5	16	12	2.96*			47.36		
6	2	12	2.89			5.78		
7	13	12	2.90			37.70		
8	29	12	2.38			69.02		
9	30	10	2.97		89.10			
10	15	10	2.48		37.20			
11	12	10	3.34		40.08			
12	14	10	4.89		68.46			
13	5	10	2.59		12.95			
14	34	10	0.93		31.62			
15	15	10	2.66		39.90			
16	12	10	3.51		42.12			
17	17	12	4.89			83.13		
18	5	12	2.59			12.95		
19	2	16	2.00					4.00
20	20	12	2.08			41.60		
21	28	12	1.80*			50.40		
22	8	12	1.42*			11.36		
23	8	12	1.98			15.84		
24	8	12	1.96*			15.68		
25	2	14	2.72				5.44	
26	4	10	3.87		15.48			
27	8	12	2.83			22.64		
28	8	12	2.01*			16.08		
29	2	14	3.57				7.14	
30	12	12	2.20			26.40		
31	1	14	2.51				2.51	
32	1	14	1.31				1.31	
33	9	10	1.31		11.79			
34	15	8	1.00	15.00				

* = in average

Total lengths			15.00	426.50	753.78	16.40	4.00				
kg / m		D8	0.395	D10	0.617	D12	0.888	D14	1.210	D16	1.580
kg / d			5.925	263.150	669.357	19.844	6.320				
Total weight (kg)			964.596								

Project: 2013 REKONSTRUKCIJA ULICE DR. FRANJE TUĐMANA U ZADRU – 3. DIONICA


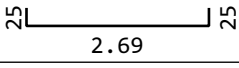
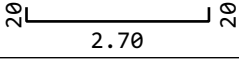
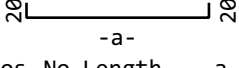
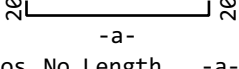
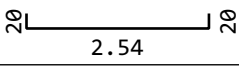
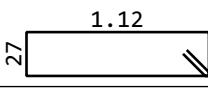
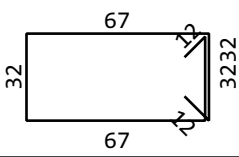
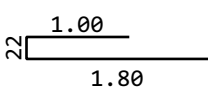
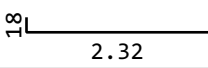
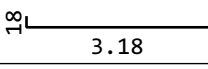
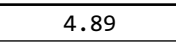
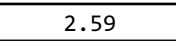
/ 07

Project data

Title : REKONSTRUKCIJA ULICE DR. FRANJE TUĐMANA U ZADRU – 3. DIONICA

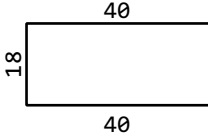
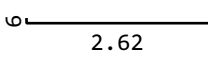
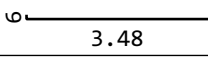

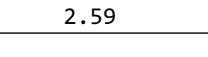
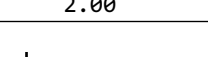
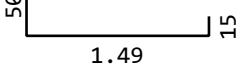


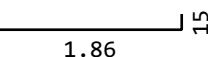
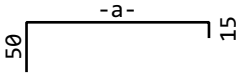
Content : POTPORNI ZID 07

Plan No. : 07

B E N D I N G S C H E D U L E Steelgrade: 500S																																													
Pos.	No.	d	Length	dbr ds	Type	shape code	Tot.L	Weight kg																																					
1	68	12	2.77	4	A1		188.36	167.264																																					
2	12	10	3.15	4	A1		37.80	23.323																																					
3	4	12	3.05	4	A1		12.20	10.834																																					
4	32	12	--	4	A1	 <p style="text-align: center;">-a-</p> <table border="1"> <thead> <tr> <th>Pos.</th> <th>No.</th> <th>Length</th> <th>-a-</th> </tr> </thead> <tbody> <tr><td>1</td><td>4</td><td>3.08</td><td>2.68</td></tr> <tr><td>2</td><td>4</td><td>3.07</td><td>2.67</td></tr> <tr><td>3</td><td>4</td><td>3.05</td><td>2.65</td></tr> <tr><td>4</td><td>4</td><td>3.04</td><td>2.64</td></tr> <tr><td>5</td><td>4</td><td>3.03</td><td>2.63</td></tr> <tr><td>6</td><td>4</td><td>3.02</td><td>2.62</td></tr> <tr><td>7</td><td>4</td><td>3.00</td><td>2.60</td></tr> <tr><td>8</td><td>4</td><td>2.99</td><td>2.59</td></tr> </tbody> </table>	Pos.	No.	Length	-a-	1	4	3.08	2.68	2	4	3.07	2.67	3	4	3.05	2.65	4	4	3.04	2.64	5	4	3.03	2.63	6	4	3.02	2.62	7	4	3.00	2.60	8	4	2.99	2.59	97.28	86.385	
Pos.	No.	Length	-a-																																										
1	4	3.08	2.68																																										
2	4	3.07	2.67																																										
3	4	3.05	2.65																																										
4	4	3.04	2.64																																										
5	4	3.03	2.63																																										
6	4	3.02	2.62																																										
7	4	3.00	2.60																																										
8	4	2.99	2.59																																										
5	16	12	--	4	A1	 <p style="text-align: center;">-a-</p> <table border="1"> <thead> <tr> <th>Pos.</th> <th>No.</th> <th>Length</th> <th>-a-</th> </tr> </thead> <tbody> <tr><td>1</td><td>4</td><td>2.98</td><td>2.58</td></tr> <tr><td>2</td><td>4</td><td>2.97</td><td>2.57</td></tr> <tr><td>3</td><td>4</td><td>2.95</td><td>2.55</td></tr> <tr><td>4</td><td>4</td><td>2.94</td><td>2.54</td></tr> </tbody> </table>	Pos.	No.	Length	-a-	1	4	2.98	2.58	2	4	2.97	2.57	3	4	2.95	2.55	4	4	2.94	2.54	47.36	42.056																	
Pos.	No.	Length	-a-																																										
1	4	2.98	2.58																																										
2	4	2.97	2.57																																										
3	4	2.95	2.55																																										
4	4	2.94	2.54																																										
6	2	12	2.89	4	A1		5.78	5.133																																					
7	13	12	2.90	4	B1	Hooklength=13.0 	37.70	33.478																																					
8	29	12	2.38	4	A4		69.02	61.290																																					
9	30	10	2.97	4	A3		89.10	54.975																																					
10	15	10	2.48	4	A1		37.20	22.952																																					
11	12	10	3.34	4	A1		40.08	24.729																																					
12	14	10	4.89	4	A1		68.46	42.240																																					
13	5	10	2.59	4	A1		12.95	7.990																																					

Project: 2013 REKONSTRUKCIJA ULICE DR. FRANJE TUĐMANA U ZADRU - 3. DIONICA

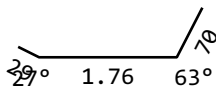
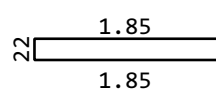
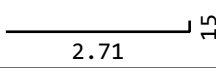
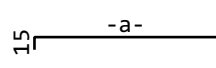
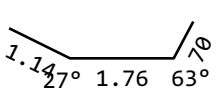


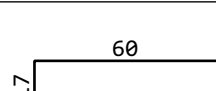
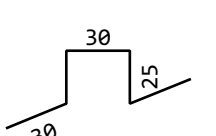
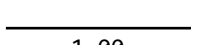
/ 07

B E N D I N G S C H E D U L E Steelgrade: 500S								
Pos.	No.	d	Length	dbr. ds	Type	shape code	Tot.L	Weight kg
14	34	10	0.93	4	A3		31.62	19.510
15	15	10	2.66	4	A2		39.90	24.618
16	12	10	3.51	4	A2		42.12	25.988
17	17	12	4.89	4	A1		83.13	73.819
18	5	12	2.59	4	A1		12.95	11.500
19	2	16	2.00	4	A1		4.00	6.320
20	20	12	2.08	4	A2		41.60	36.941
21	28	12	--	4	A2	 -b- Pos. No. Length -b- 1 4 2.06 1.41 2 4 1.97 1.32 3 4 1.88 1.23 4 4 1.80 1.15 5 4 1.71 1.06 6 4 1.62 0.97 7 4 1.53 0.88	50.40	44.755
22	8	12	--	4	A2	 -b- Pos. No. Length -b- 1 4 1.47 0.82 2 4 1.37 0.72	11.36	10.088
23	8	12	1.98	4	A1		15.84	14.066
24	8	12	--	4	A2	 -a- Pos. No. Length -a- 1 2 2.52 1.87 2 2 2.15 1.50 3 2 1.77 1.12 4 2 1.40 0.75	15.68	13.924

SOFISTIK AG - www.sofistik.de

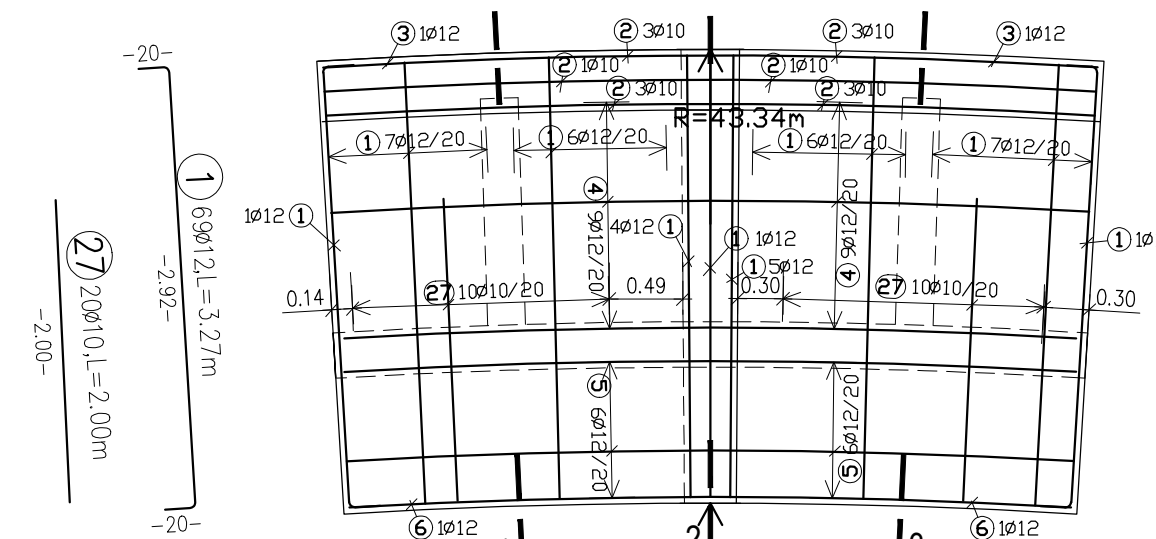
Project: 2013 REKONSTRUKCIJA ULICE DR. FRANJE TUĐMANA U ZADRU - 3. DIONICA

/ 07

B E N D I N G S C H E D U L E Steelgrade: 500S								
Pos.	No.	d	Length	dbr. ds	Type	shape code	Tot.L	Weight kg
25	2	14	2.72	4	X1	 Nr. dx dy l >° 1 0.26 -0.13 0.29 27 2 1.76 0.00 1.76 63 3 0.31 0.62 0.70	5.44	6.582
26	4	10	3.87	4	A3		15.48	9.551
27	8	12	2.83	4	A1		22.64	20.104
28	8	12	--	4	A1	 Pos.No.Length -a- 1 2 2.56 2.41 2 2 2.19 2.04 3 2 1.82 1.67 4 2 1.45 1.30	16.08	14.279
29	2	14	3.57	4	X1	 Nr. dx dy l >° 1 1.02 -0.51 1.14 27 2 1.76 0.00 1.76 63 3 0.31 0.62 0.70	7.14	8.639
30	12	12	2.20	4	A3		26.40	23.443
31	1	14	2.51	4	A3		2.51	3.037
32	1	14	1.31	4	A3		1.31	1.585
33	9	10	1.31	4	D2		11.79	7.274
34	15	8	1.00	4	A1		15.00	5.925

Total weight (kg) 964.596

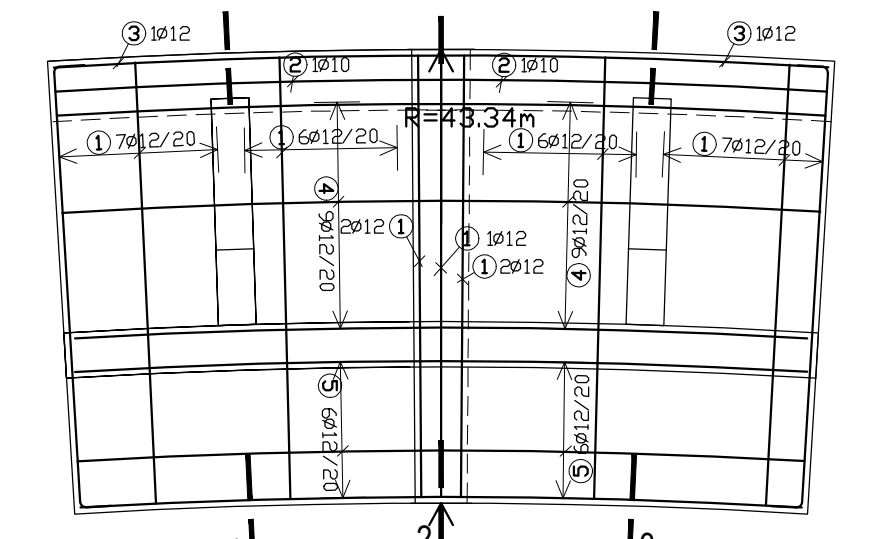
DONJA ZONA TEMELJA



Pos.	-A-[m]	-L-[m]
4x4.1	2.70	3.10
4x4.2	2.69	3.09
4x4.3	2.68	3.08
4x4.4	2.66	3.06
4x4.5	2.65	3.05
4x4.6	2.64	3.04
4x4.7	2.63	3.03
4x4.8	2.61	3.01
4x4.9	2.60	3.00

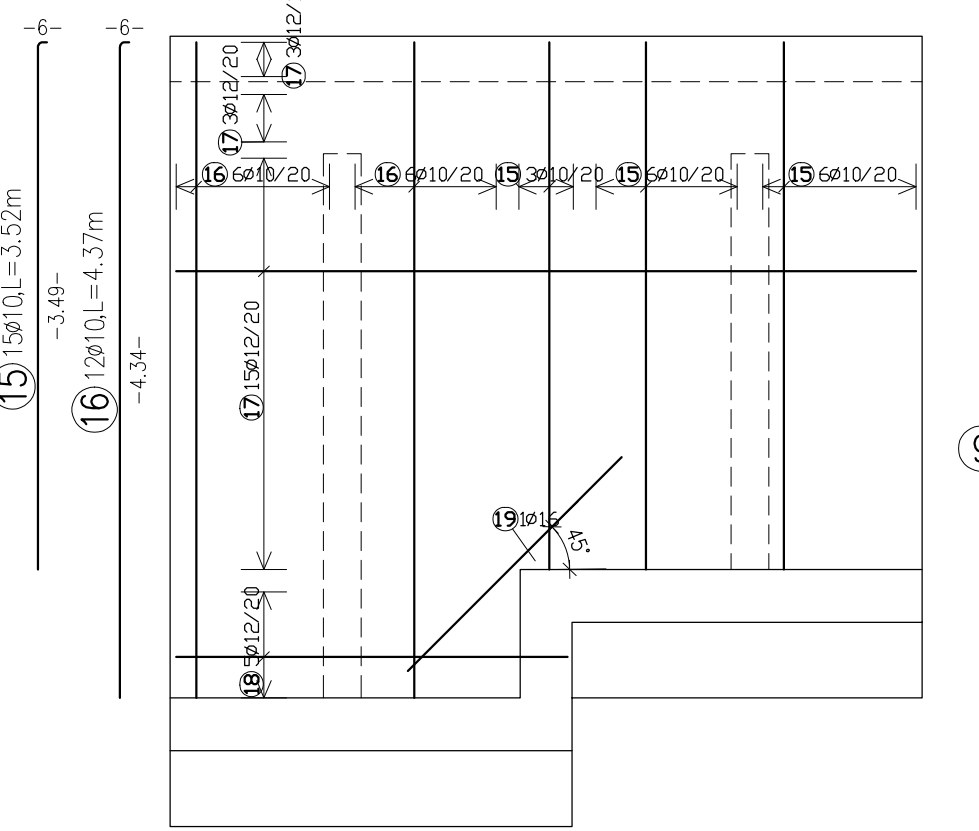
Pos.	-A-[m]	-L-[m]
4x5.1	2.59	2.99
4x5.2	2.58	2.98
4x5.3	2.57	2.97
4x5.4	2.56	2.96
4x5.5	2.55	2.95
4x5.6	2.54	2.94

GORNJA ZONA TEMELJA



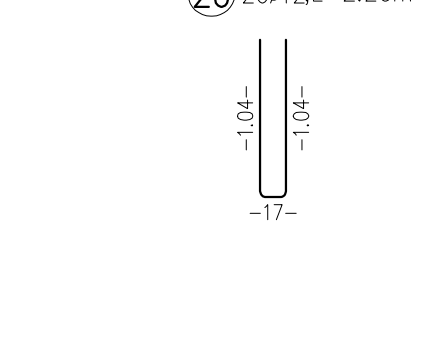
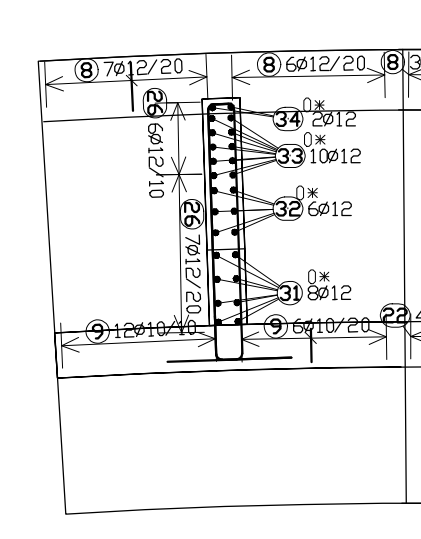
KUKE SE POSTAVLJAJU VERTIKALNO.
 POZICIJE 2, 3, 4, 5, 16 SU
 LUČNO ZAKRIVLJENE U
 HORIZONTALNOJ RAVNINI.

VANJSKA STRANA ZIDA



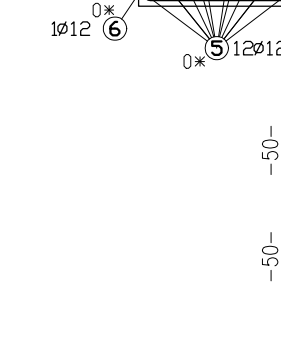
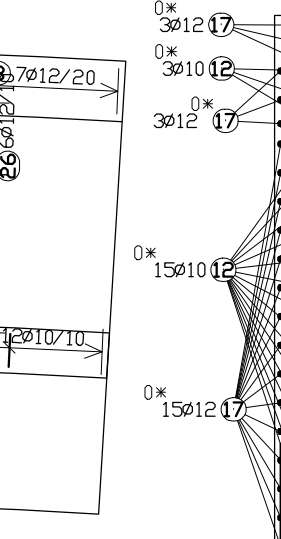
POZICIJE 12, 13, 17 I 18 SU
 LUČNO ZAKRIVLJENE U
 HORIZONTALNOJ RAVNINI.

ANKERI I ARMATURA KONTRAFORA



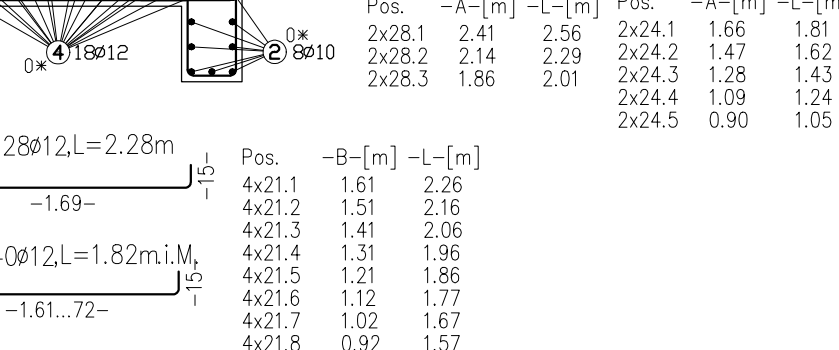
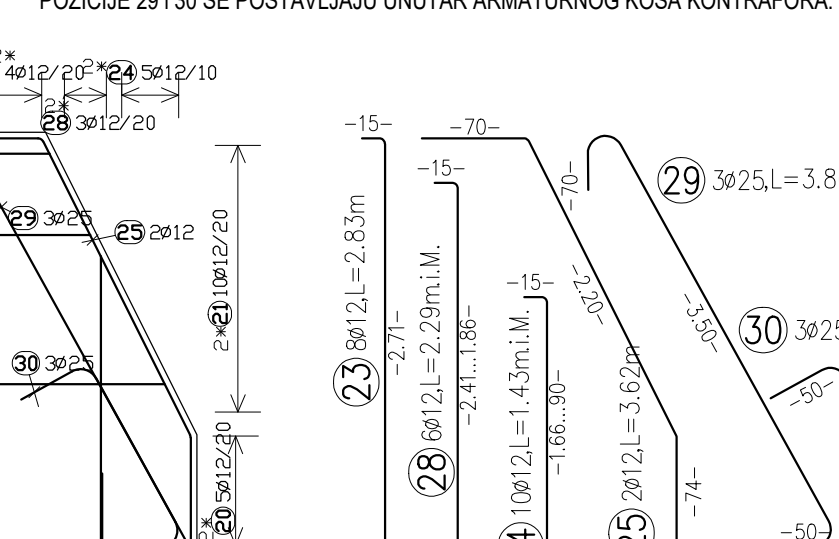
PRESJEK 1-1

PRESJEK 3-3



PRESJEK 2-2

POZICIJE 29 I 30 SE POSTAVLJAJU UNUTAR ARMATURNOG KOŠA KONTRAFORA.

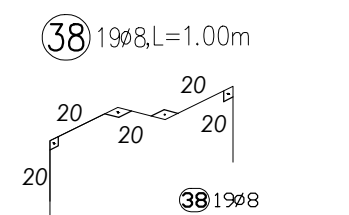


POZICIJE 35 I 36 SE POSTAVLJAJU UNUTAR ARMATURNOG KOŠA KONTRAFORA.

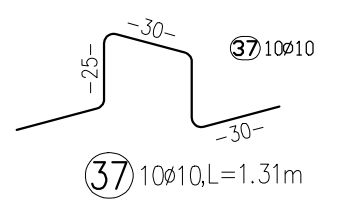
Pos.	No.	d	Length	D8	D10	D12	D16	D25
1	69	12	3.27					
2	16	10	3.16		50.56	225.63		
3	4	12	3.06			12.24		
4	36	12	3.05*			109.80		
5	24	12	2.97*			71.28		
6	2	12	2.89			5.78		
7	16	12	2.90			46.40		
8	29	12	2.58			74.82		
9	41	10	2.97		121.77			
10	15	10	3.34		50.10			
11	12	10	4.19		50.28			
12	18	10	4.89		88.02			
13	5	10	2.58		12.90			
14	41	10	0.93		38.13			
15	15	10	3.52		52.80			
16	12	10	4.37		52.44			
17	21	12	4.89			102.69		
18	5	12	2.59			12.95		
19	2	16	2.00				4.00	
20	28	12	2.28			63.84		
21	40	12	1.82*			72.80		
22	4	12	3.97			15.88		
23	8	12	2.83			22.64		
24	10	12	1.43*			14.30		
25	2	12	3.62			7.24		
26	26	12	2.20			57.20		
27	20	10	2.00		40.00			
28	6	12	2.29*			13.74		
29	3	25	3.86					11.58
30	3	25	2.50					7.50
31	8	12	3.68			29.44		
32	6	12	3.13*			18.78		
33	10	12	2.28*			22.80		
34	2	12	4.47			8.94		
35	3	25	4.55					13.65
36	3	25	2.47					7.41
37	10	10	1.31		13.10			
38	19	8	1.00	19.00				

* = in average

Total lengths	19.00	570.10	1009.19	4.00	40.14
kg / m	D8 0.395	D10 0.617	D12 0.888	D16 1.580	D25 3.850
kg / d	7.505	351.752	896.161	6.320	154.539
Total weight (kg)	1416.277				



POSTAVITI DISTANCERE
 U ZIDOVE 1 KOM/1m²



NOSAČI GORNJE ARMATURE
 ZA PLOČU d=35 cm
 1,5 KOM/1m²

REKONSTRUKCIJA ULICE DR. FRANJE
 TUĐMANA U ZADRU - 3. DIONICA
 (od stac. 0+781,18 do stac. 1+244,65)

ARMATURA POTPORNOG ZIDA 08
 1:50
 c=4 cm
 B500B, C35/45

POTREBNO JE IZVESTI BARBAKANE PROMJERA Ø120.00mm. IZVODE SE NA 20.0cm IZNAD KOTE PROJEKTIRANOG GOTOVO UREĐENOG TERENA. BARBAKANE U KONTRAFORAMA SE IZVODE 5cm OD RUBA ZIDA.

POTPORNI ZID IZVODI SE NA NASIPU.

D&Z d.o.o. PROJECTING - CONSULTING - ENGINEERING Jerolima Vidučica 7, Zadar, tel:02322 08 60 E - mail: info@d-and-z.hr	INVESTITOR	GRAD ZADAR Narodni trg 1, 23000 Zadar	
	GRADEVINA	REKONSTRUKCIJA ULICE DR. FRANJE TUĐMANA U ZADRU - 3. DIONICA	
PROJEKTANT	ANTE UGLEŠIĆ dipl.ing.grad.	SASTAV CRTEŽA	
PROJEKTANT SURADNIK	NIKOLINA UGLEŠIĆ mag.ing.aedif.	FAZA	
SURADNIK		izvedbeni	
		ZAJEDNIČKA OZNAKA	I.O. 11704-3
		MJERILO	1:50
		TEHNIČKI DNEVNIK	2013
		DATUM	lipanj 2020.
		BROJ NACRTA	8

Project: 2013 REKONSTRUKCIJA ULICE DR. FRANJE TUĐMANA U ZADRU – 3. DIONICA

/ 08

Project data

Title : REKONSTRUKCIJA ULICE DR. FRANJE TUĐMANA U ZADRU – 3. DIONICA
 Content : POTPORNI ZID 08
 Plan No. : 08

All total length of bar profiles axial length

B A R S C H E D U L E Steelgrade: 500S

Pos.	No.	d	Length	D8	D10	D12	D16	D25
1	69	12	3.27			225.63		
2	16	10	3.16		50.56			
3	4	12	3.06			12.24		
4	36	12	3.05*			109.80		
5	24	12	2.97*			71.28		
6	2	12	2.89			5.78		
7	16	12	2.90			46.40		
8	29	12	2.58			74.82		
9	41	10	2.97		121.77			
10	15	10	3.34		50.10			
11	12	10	4.19		50.28			
12	18	10	4.89		88.02			
13	5	10	2.58		12.90			
14	41	10	0.93		38.13			
15	15	10	3.52		52.80			
16	12	10	4.37		52.44			
17	21	12	4.89			102.69		
18	5	12	2.59			12.95		
19	2	16	2.00				4.00	
20	28	12	2.28			63.84		
21	40	12	1.82*			72.80		
22	4	12	3.97			15.88		
23	8	12	2.83			22.64		
24	10	12	1.43*			14.30		
25	2	12	3.62			7.24		
26	26	12	2.20			57.20		
27	20	10	2.00		40.00			
28	6	12	2.29*			13.74		
29	3	25	3.86					11.58
30	3	25	2.50					7.50
31	8	12	3.68			29.44		
32	6	12	3.13*			18.78		
33	10	12	2.28*			22.80		
34	2	12	4.47			8.94		
35	3	25	4.55					13.65
36	3	25	2.47					7.41
37	10	10	1.31		13.10			
38	19	8	1.00	19.00				

* = in average

Total lengths		19.00	570.10	1009.19	4.00	40.14				
kg / m	D8	0.395	D10	0.617	D12	0.888	D16	1.580	D25	3.850
kg / d		7.505	351.752	896.161	6.320	154.539				

Total weight (kg) 1416.277

Project: 2013 REKONSTRUKCIJA ULICE DR. FRANJE TUĐMANA U ZADRU - 3. DIONICA

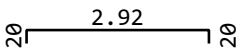
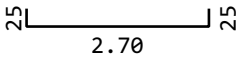
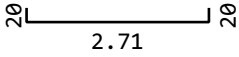
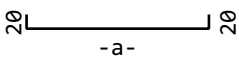
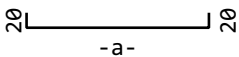
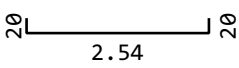
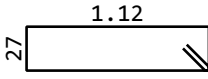
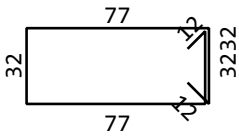

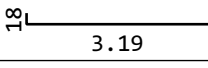
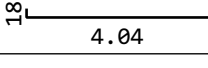
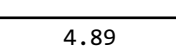
/ 08

Project data

Title : REKONSTRUKCIJA ULICE DR. FRANJE TUĐMANA U ZADRU - 3. DIONICA

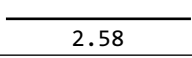
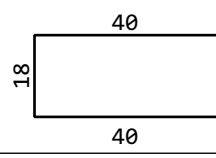
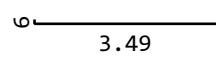
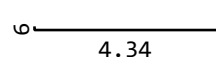

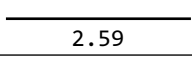
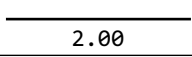

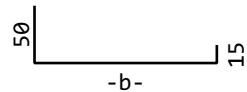

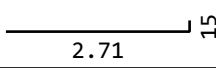
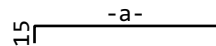
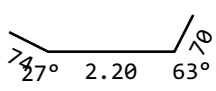
Content : POTPORNI ZID 08

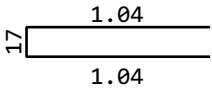
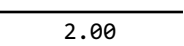
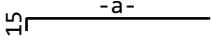
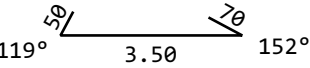
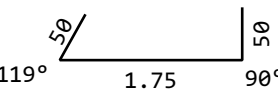
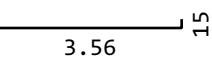
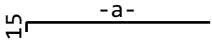
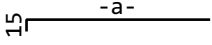
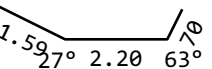
Plan No. : 08

B E N D I N G S C H E D U L E Steelgrade: 500S																																							
Pos.	No.	d	Length	dbr ds	Type	shape code	Tot.L	Weight kg																															
1	69	12	3.27	4	A1		225.63	200.359																															
2	16	10	3.16	4	A1		50.56	31.196																															
3	4	12	3.06	4	A1		12.24	10.869																															
4	36	12	--	4	A1	 <p style="text-align: center;">-a-</p> <table border="1"> <thead> <tr> <th>Pos. No.</th> <th>Length</th> <th>-a-</th> </tr> </thead> <tbody> <tr><td>1</td><td>4 3.10</td><td>2.70</td></tr> <tr><td>2</td><td>4 3.09</td><td>2.69</td></tr> <tr><td>3</td><td>4 3.08</td><td>2.68</td></tr> <tr><td>4</td><td>4 3.06</td><td>2.66</td></tr> <tr><td>5</td><td>4 3.05</td><td>2.65</td></tr> <tr><td>6</td><td>4 3.04</td><td>2.64</td></tr> <tr><td>7</td><td>4 3.03</td><td>2.63</td></tr> <tr><td>8</td><td>4 3.01</td><td>2.61</td></tr> <tr><td>9</td><td>4 3.00</td><td>2.60</td></tr> </tbody> </table>	Pos. No.	Length	-a-	1	4 3.10	2.70	2	4 3.09	2.69	3	4 3.08	2.68	4	4 3.06	2.66	5	4 3.05	2.65	6	4 3.04	2.64	7	4 3.03	2.63	8	4 3.01	2.61	9	4 3.00	2.60	109.80	97.502	
Pos. No.	Length	-a-																																					
1	4 3.10	2.70																																					
2	4 3.09	2.69																																					
3	4 3.08	2.68																																					
4	4 3.06	2.66																																					
5	4 3.05	2.65																																					
6	4 3.04	2.64																																					
7	4 3.03	2.63																																					
8	4 3.01	2.61																																					
9	4 3.00	2.60																																					
5	24	12	--	4	A1	 <p style="text-align: center;">-a-</p> <table border="1"> <thead> <tr> <th>Pos. No.</th> <th>Length</th> <th>-a-</th> </tr> </thead> <tbody> <tr><td>1</td><td>4 2.99</td><td>2.59</td></tr> <tr><td>2</td><td>4 2.98</td><td>2.58</td></tr> <tr><td>3</td><td>4 2.97</td><td>2.57</td></tr> <tr><td>4</td><td>4 2.96</td><td>2.56</td></tr> <tr><td>5</td><td>4 2.95</td><td>2.55</td></tr> <tr><td>6</td><td>4 2.94</td><td>2.54</td></tr> </tbody> </table>	Pos. No.	Length	-a-	1	4 2.99	2.59	2	4 2.98	2.58	3	4 2.97	2.57	4	4 2.96	2.56	5	4 2.95	2.55	6	4 2.94	2.54	71.28	63.297										
Pos. No.	Length	-a-																																					
1	4 2.99	2.59																																					
2	4 2.98	2.58																																					
3	4 2.97	2.57																																					
4	4 2.96	2.56																																					
5	4 2.95	2.55																																					
6	4 2.94	2.54																																					
6	2	12	2.89	4	A1		5.78	5.133																															
7	16	12	2.90	4	B1	 <p style="text-align: right;">Hooklength=13.0</p>	46.40	41.203																															
8	29	12	2.58	4	A4		74.82	66.440																															
9	41	10	2.97	4	A3		121.77	75.132																															
10	15	10	3.34	4	A1		50.10	30.912																															
11	12	10	4.19	4	A1		50.28	31.023																															
12	18	10	4.89	4	A1		88.02	54.308																															

Project: 2013 REKONSTRUKCIJA ULICE DR. FRANJE TUĐMANA U ZADRU - 3. DIONICA

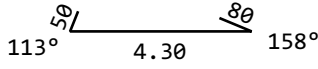
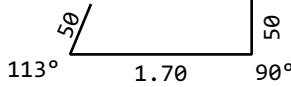
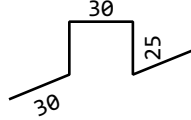
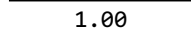
/ 08

B E N D I N G S C H E D U L E Steelgrade: 500S																																									
Pos.	No.	d	Length	dbr ds	Type	shape code	Tot.L	Weight kg																																	
13	5	10	2.58	4	A1		12.90	7.959																																	
14	41	10	0.93	4	A3		38.13	23.526																																	
15	15	10	3.52	4	A2		52.80	32.578																																	
16	12	10	4.37	4	A2		52.44	32.355																																	
17	21	12	4.89	4	A1		102.69	91.189																																	
18	5	12	2.59	4	A1		12.95	11.500																																	
19	2	16	2.00	4	A1		4.00	6.320																																	
20	28	12	2.28	4	A2		63.84	56.690																																	
21	40	12	--	4	A2	 <p style="text-align: center;">-b-</p> <table border="1"> <thead> <tr> <th>Pos. No.</th> <th>Length</th> <th>-b-</th> </tr> </thead> <tbody> <tr><td>1</td><td>4 2.26</td><td>1.61</td></tr> <tr><td>2</td><td>4 2.16</td><td>1.51</td></tr> <tr><td>3</td><td>4 2.06</td><td>1.41</td></tr> <tr><td>4</td><td>4 1.96</td><td>1.31</td></tr> <tr><td>5</td><td>4 1.86</td><td>1.21</td></tr> <tr><td>6</td><td>4 1.77</td><td>1.12</td></tr> <tr><td>7</td><td>4 1.67</td><td>1.02</td></tr> <tr><td>8</td><td>4 1.57</td><td>0.92</td></tr> <tr><td>9</td><td>4 1.47</td><td>0.82</td></tr> <tr><td>10</td><td>4 1.37</td><td>0.72</td></tr> </tbody> </table>	Pos. No.	Length	-b-	1	4 2.26	1.61	2	4 2.16	1.51	3	4 2.06	1.41	4	4 1.96	1.31	5	4 1.86	1.21	6	4 1.77	1.12	7	4 1.67	1.02	8	4 1.57	0.92	9	4 1.47	0.82	10	4 1.37	0.72	72.80	64.646
Pos. No.	Length	-b-																																							
1	4 2.26	1.61																																							
2	4 2.16	1.51																																							
3	4 2.06	1.41																																							
4	4 1.96	1.31																																							
5	4 1.86	1.21																																							
6	4 1.77	1.12																																							
7	4 1.67	1.02																																							
8	4 1.57	0.92																																							
9	4 1.47	0.82																																							
10	4 1.37	0.72																																							
22	4	12	3.97	4	A3		15.88	14.101																																	
23	8	12	2.83	4	A1		22.64	20.104																																	
24	10	12	--	4	A1	 <p style="text-align: center;">-a-</p> <table border="1"> <thead> <tr> <th>Pos. No.</th> <th>Length</th> <th>-a-</th> </tr> </thead> <tbody> <tr><td>1</td><td>2 1.81</td><td>1.66</td></tr> <tr><td>2</td><td>2 1.62</td><td>1.47</td></tr> <tr><td>3</td><td>2 1.43</td><td>1.28</td></tr> <tr><td>4</td><td>2 1.24</td><td>1.09</td></tr> <tr><td>5</td><td>2 1.05</td><td>0.90</td></tr> </tbody> </table>	Pos. No.	Length	-a-	1	2 1.81	1.66	2	2 1.62	1.47	3	2 1.43	1.28	4	2 1.24	1.09	5	2 1.05	0.90	14.30	12.698															
Pos. No.	Length	-a-																																							
1	2 1.81	1.66																																							
2	2 1.62	1.47																																							
3	2 1.43	1.28																																							
4	2 1.24	1.09																																							
5	2 1.05	0.90																																							
25	2	12	3.62	4	X1	 <table border="1"> <thead> <tr> <th>Nr.</th> <th>dx</th> <th>dy</th> <th>l</th> <th>>°</th> </tr> </thead> <tbody> <tr><td>1</td><td>0.66</td><td>-0.33</td><td>0.74</td><td>27</td></tr> <tr><td>2</td><td>2.20</td><td>0.00</td><td>2.20</td><td>63</td></tr> <tr><td>3</td><td>0.31</td><td>0.62</td><td>0.70</td><td></td></tr> </tbody> </table>	Nr.	dx	dy	l	>°	1	0.66	-0.33	0.74	27	2	2.20	0.00	2.20	63	3	0.31	0.62	0.70		7.24	6.429													
Nr.	dx	dy	l	>°																																					
1	0.66	-0.33	0.74	27																																					
2	2.20	0.00	2.20	63																																					
3	0.31	0.62	0.70																																						

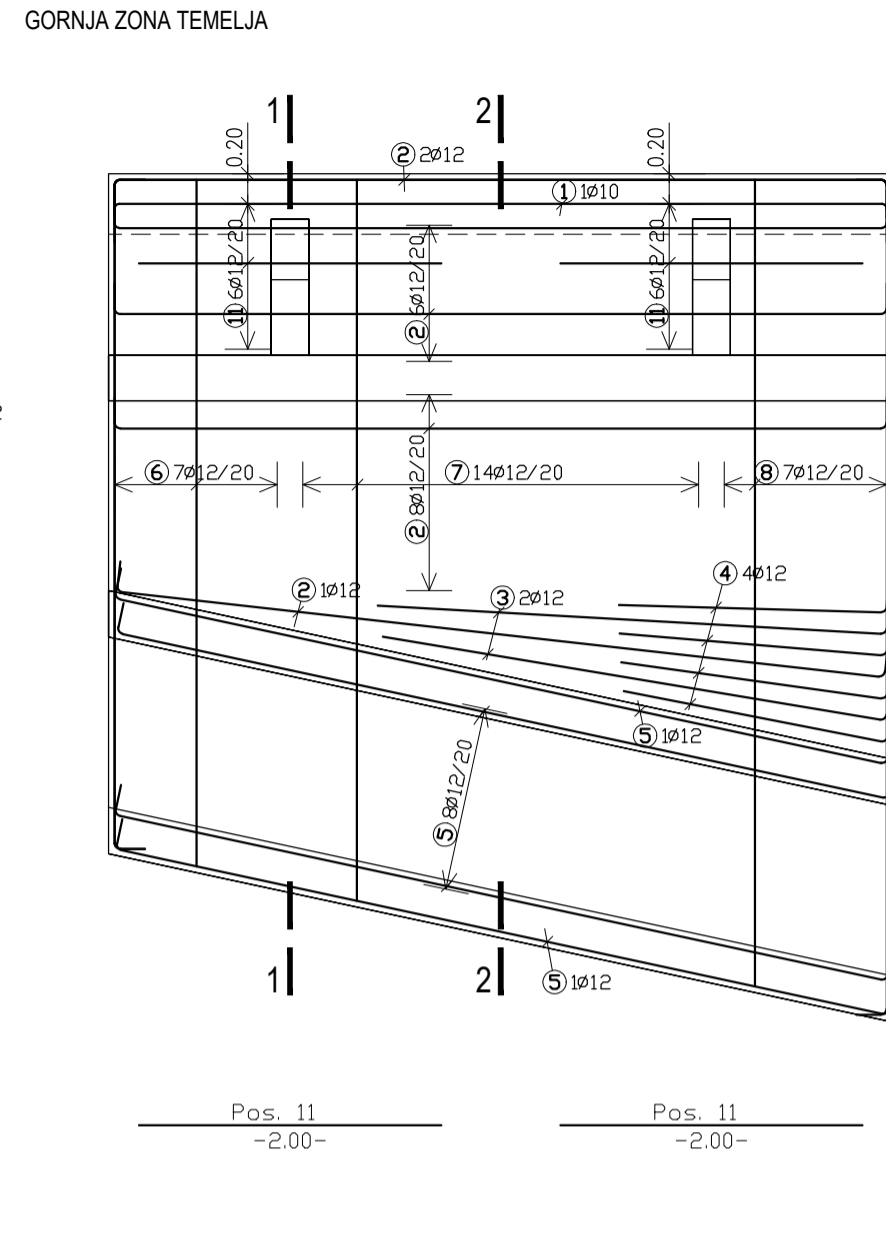
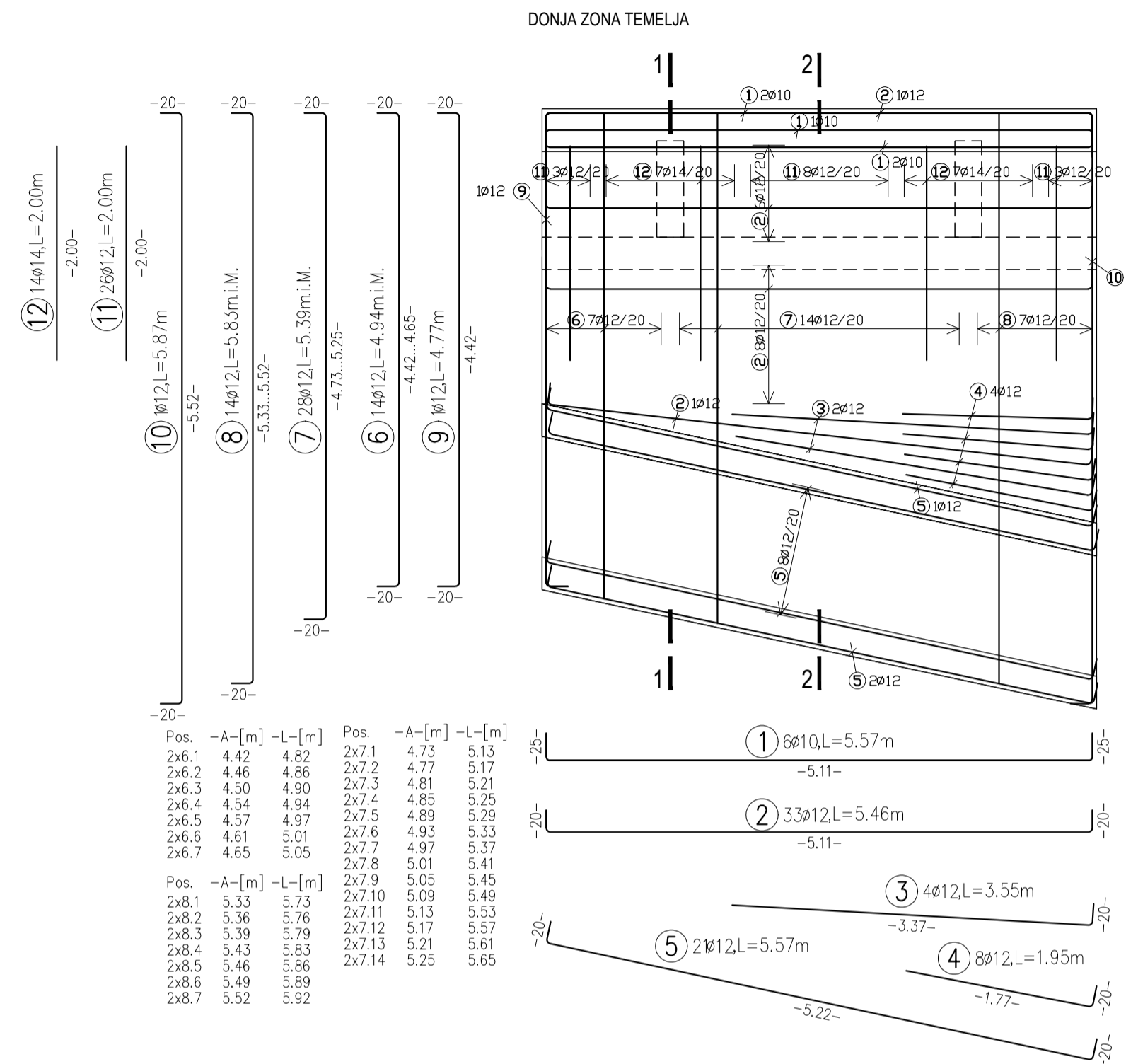
B E N D I N G S C H E D U L E Steelgrade: 500S								
Pos.	No.	d	Length	dbr. ds	Type	shape code	Tot.L	Weight kg
26	26	12	2.20	4	A3		57.20	50.794
27	20	10	2.00	4	A1		40.00	24.680
28	6	12	--	4	A1	 Pos. No. Length -a- 1 2 2.56 2.41 2 2 2.29 2.14 3 2 2.01 1.86	13.74	12.201
29	3	25	3.86	7	X1	 119° 3.50 152° Nr. dx dy l >° 1 -0.24 -0.44 0.50 119 2 3.50 0.00 3.50 152 3 -0.62 0.33 0.70	11.58	44.583
30	3	25	2.50	7	X1	 119° 1.75 90° Nr. dx dy l >° 1 -0.24 -0.43 0.50 119 2 1.75 0.00 1.75 90 3 0.00 0.50 0.50	7.50	28.875
31	8	12	3.68	4	A1		29.44	26.143
32	6	12	--	4	A1	 Pos. No. Length -a- 1 2 3.41 3.26 2 2 3.13 2.98 3 2 2.85 2.70	18.78	16.677
33	10	12	--	4	A1	 Pos. No. Length -a- 1 2 2.66 2.51 2 2 2.47 2.32 3 2 2.28 2.13 4 2 2.09 1.94 5 2 1.90 1.75	22.80	20.246
34	2	12	4.47	4	X1	 1.59 27° 2.20 63° 0.70 Nr. dx dy l >° 1 1.42 -0.71 1.59 27 2 2.20 0.00 2.20 63 3 0.31 0.62 0.70	8.94	7.939

Project: 2013 REKONSTRUKCIJA ULICE DR. FRANJE TUĐMANA U ZADRU - 3. DIONICA

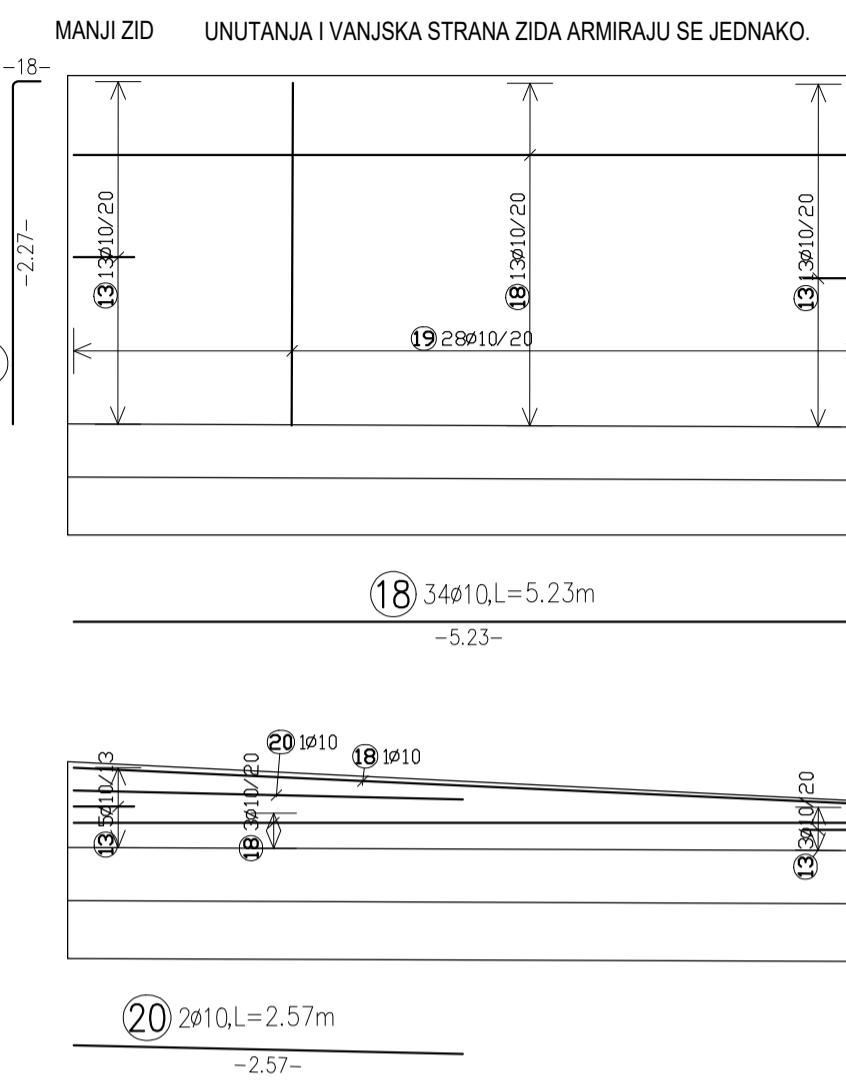
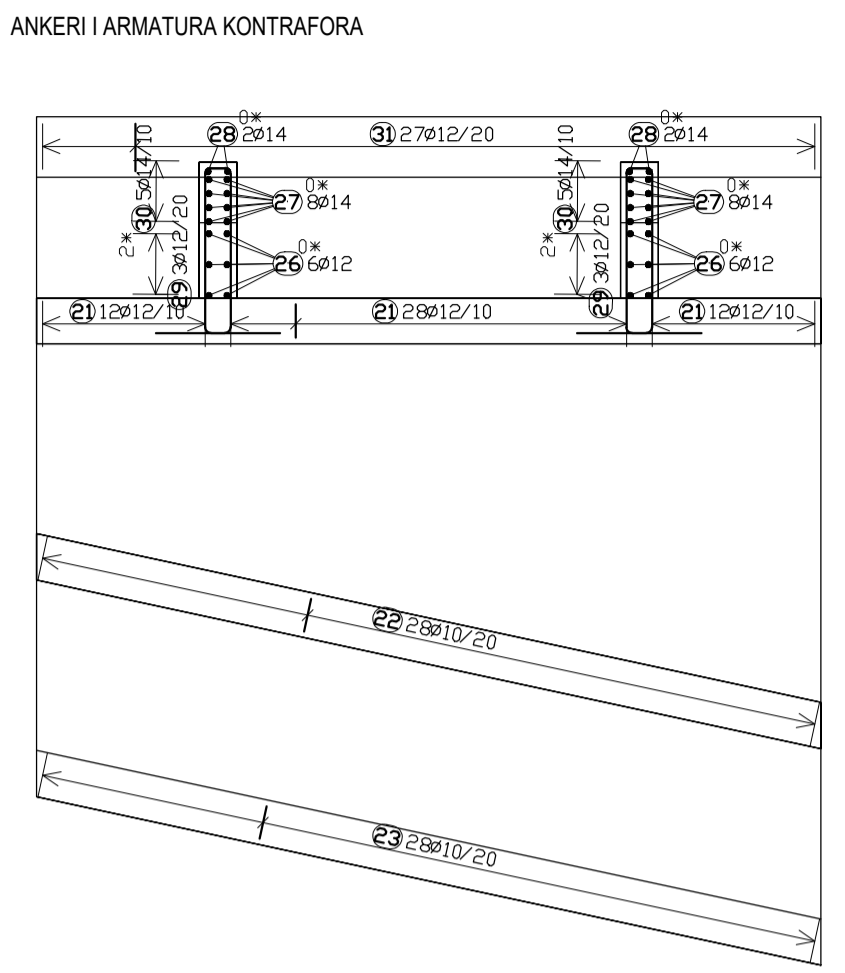
/ 08

B E N D I N G S C H E D U L E Steelgrade: 500S																												
Pos.	No.	d	Length	dbr. ds	Type	shape code	Tot.L	Weight kg																				
35	3	25	4.55	7	X1	 <table border="1"> <tr> <td>Nr.</td> <td>dx</td> <td>dy</td> <td>l</td> <td>>°</td> </tr> <tr> <td>1</td> <td>-0.19</td> <td>-0.46</td> <td>0.50</td> <td>113</td> </tr> <tr> <td>2</td> <td>4.31</td> <td>0.00</td> <td>4.30</td> <td>158</td> </tr> <tr> <td>3</td> <td>-0.74</td> <td>0.30</td> <td>0.80</td> <td></td> </tr> </table>	Nr.	dx	dy	l	>°	1	-0.19	-0.46	0.50	113	2	4.31	0.00	4.30	158	3	-0.74	0.30	0.80		13.65	52.552
Nr.	dx	dy	l	>°																								
1	-0.19	-0.46	0.50	113																								
2	4.31	0.00	4.30	158																								
3	-0.74	0.30	0.80																									
36	3	25	2.47	7	X1	 <table border="1"> <tr> <td>Nr.</td> <td>dx</td> <td>dy</td> <td>l</td> <td>>°</td> </tr> <tr> <td>1</td> <td>-0.19</td> <td>-0.46</td> <td>0.50</td> <td>113</td> </tr> <tr> <td>2</td> <td>1.70</td> <td>0.00</td> <td>1.70</td> <td>90</td> </tr> <tr> <td>3</td> <td>-0.00</td> <td>0.50</td> <td>0.50</td> <td></td> </tr> </table>	Nr.	dx	dy	l	>°	1	-0.19	-0.46	0.50	113	2	1.70	0.00	1.70	90	3	-0.00	0.50	0.50		7.41	28.528
Nr.	dx	dy	l	>°																								
1	-0.19	-0.46	0.50	113																								
2	1.70	0.00	1.70	90																								
3	-0.00	0.50	0.50																									
37	10	10	1.31	4	D2		13.10	8.083																				
38	19	8	1.00	4	A1		19.00	7.505																				

Total weight (kg) 1416.276



KUKE SE POSTAVLJAJU VERTIKALNO.



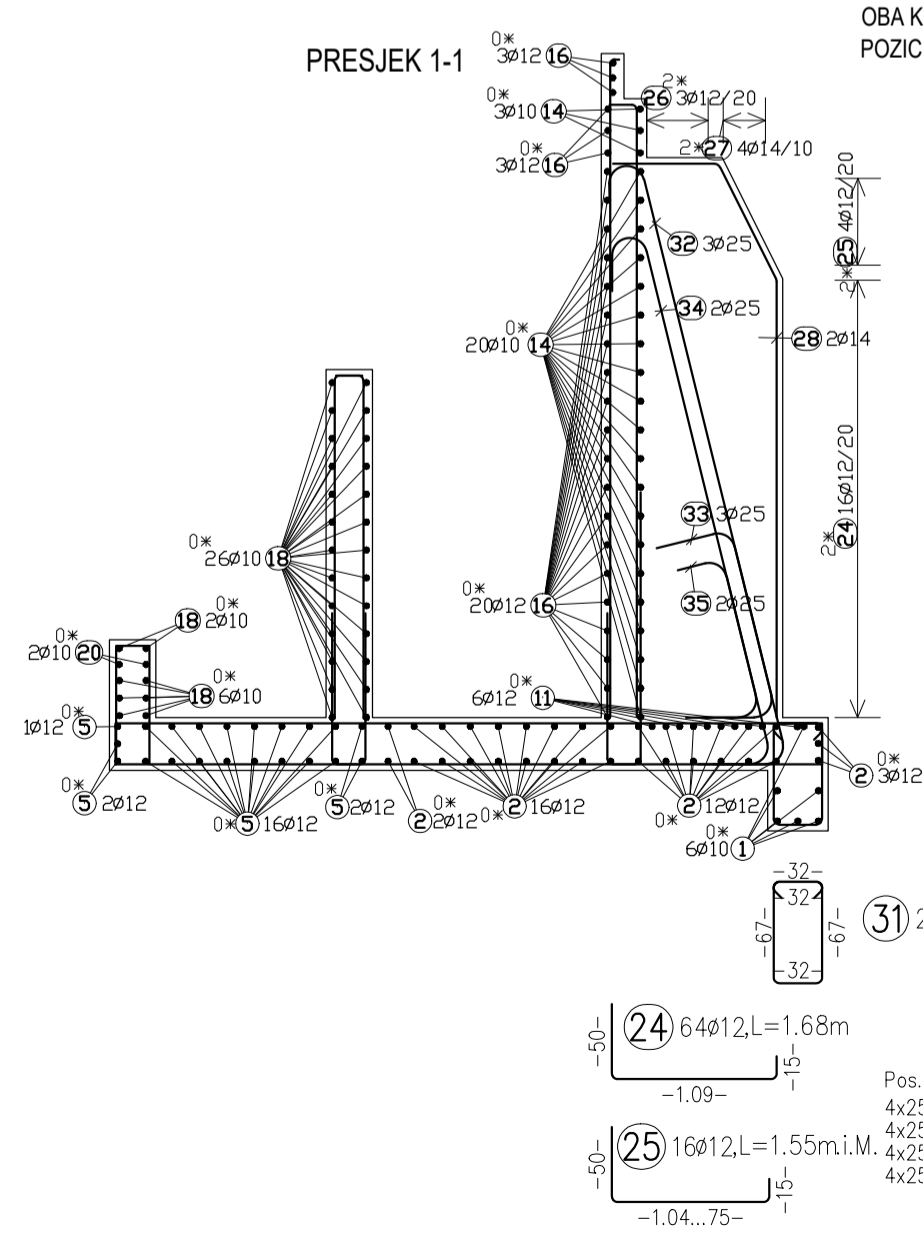
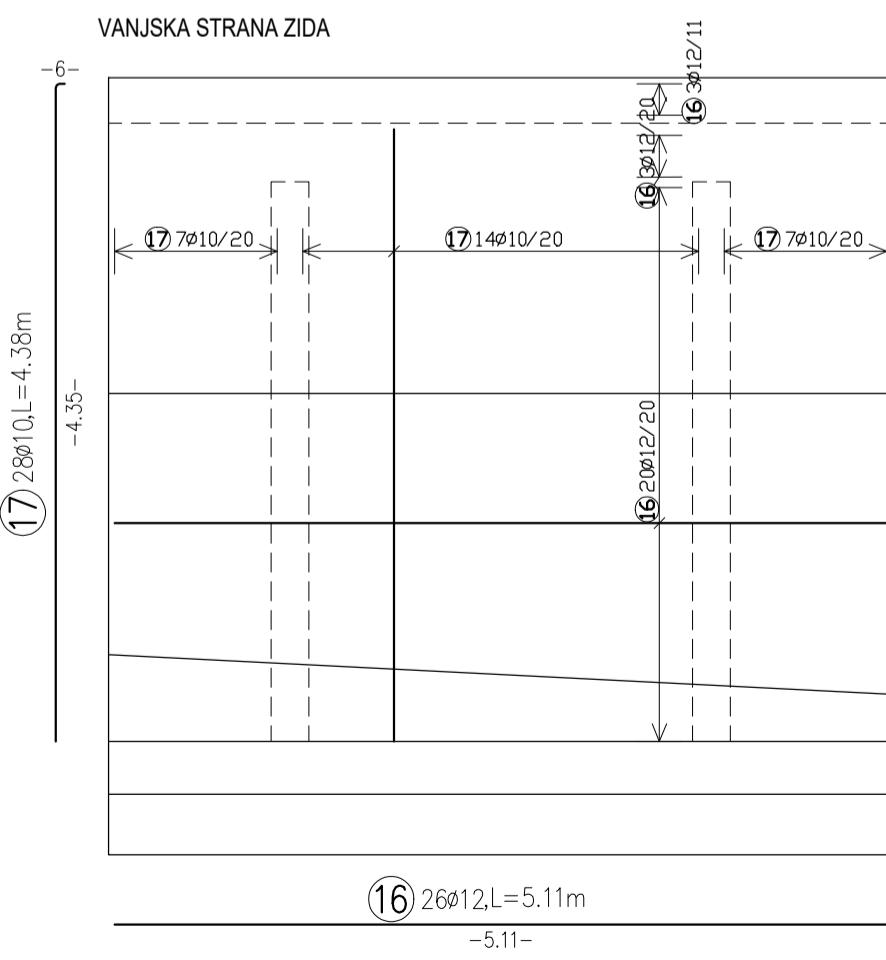
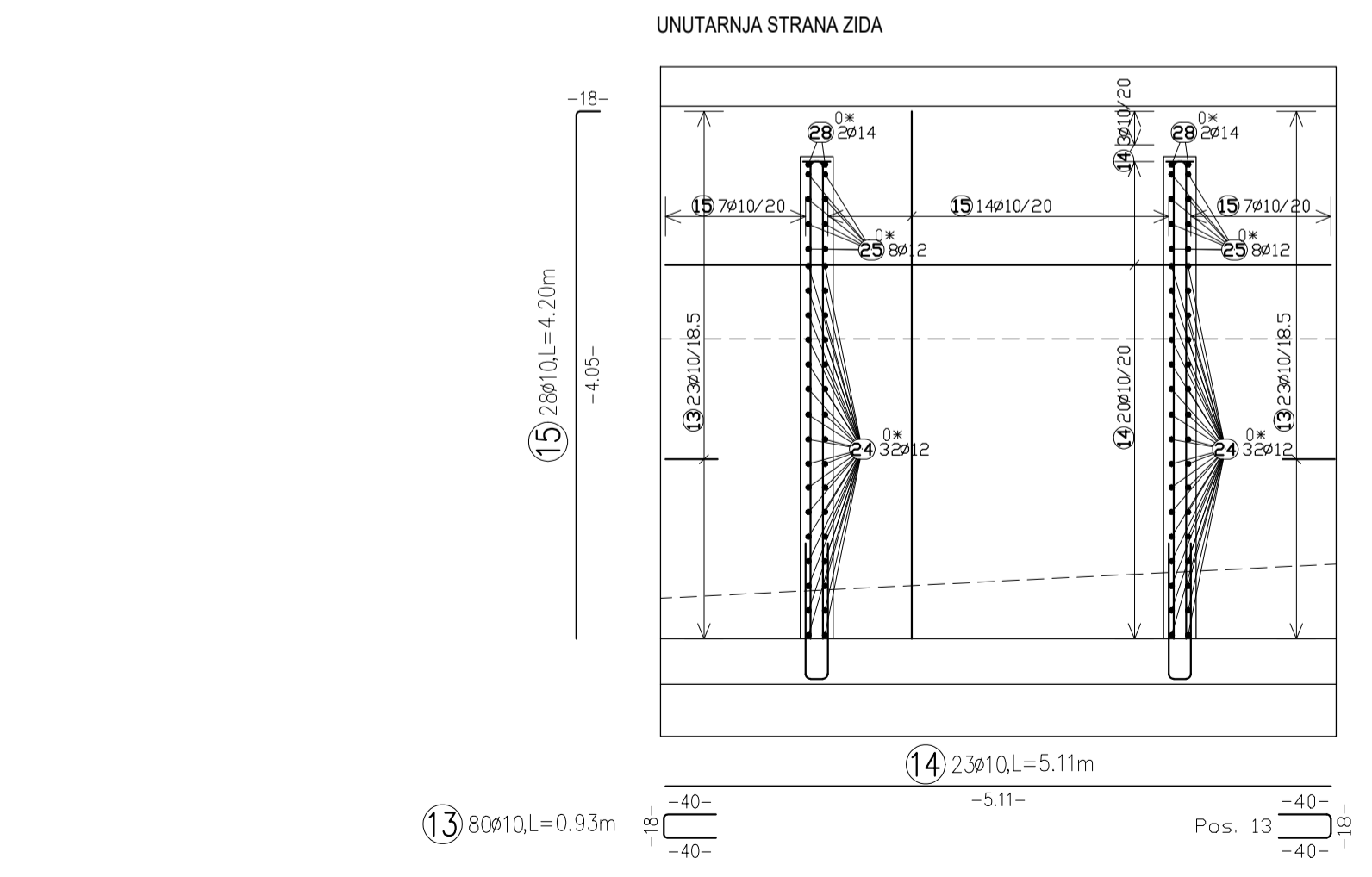
BAR SCHEDULE Steelgrade: 500S

Pos.	No.	d	Length	D8	D10	D12	D14	D25
1	6	10	5.57		33.42			
2	33	12	5.46			180.18		
3	4	12	3.55			14.20		
4	8	12	1.95			15.60		
5	21	12	5.57			116.97		
6	14	12	4.94			69.16		
7	28	12	5.39			150.92		
8	14	12	5.83			81.62		
9	1	12	4.77			4.77		
10	1	12	5.87			5.87		
11	26	12	2.00			52.00		
12	14	14	2.00				28.00	
13	80	10	0.93		74.40			
14	23	10	5.11		117.53			
15	28	10	4.20		117.60			
16	26	12	5.11			132.86		
17	28	10	4.38		122.64			
18	34	10	5.23		177.82			
19	56	10	2.43		136.08			
20	2	10	2.57		5.14			
21	52	12	2.97			154.44		
22	28	10	2.17		60.76			
23	28	10	2.08		58.24			
24	64	12	1.68			107.52		
25	16	12	1.53			24.80		
26	12	12	3.78			45.36		
27	16	14	3.47				55.52	
28	4	14	4.43				17.72	
29	6	12	2.20			13.20		
30	20	14	1.60				32.00	
31	27	12	2.38					26.70
32	6	25	4.45					14.46
33	6	25	2.41					16.36
34	4	25	4.09					16.36
35	4	25	2.01					8.04
36	18	10	1.31		23.58			
37	37	8	1.00	37.00				

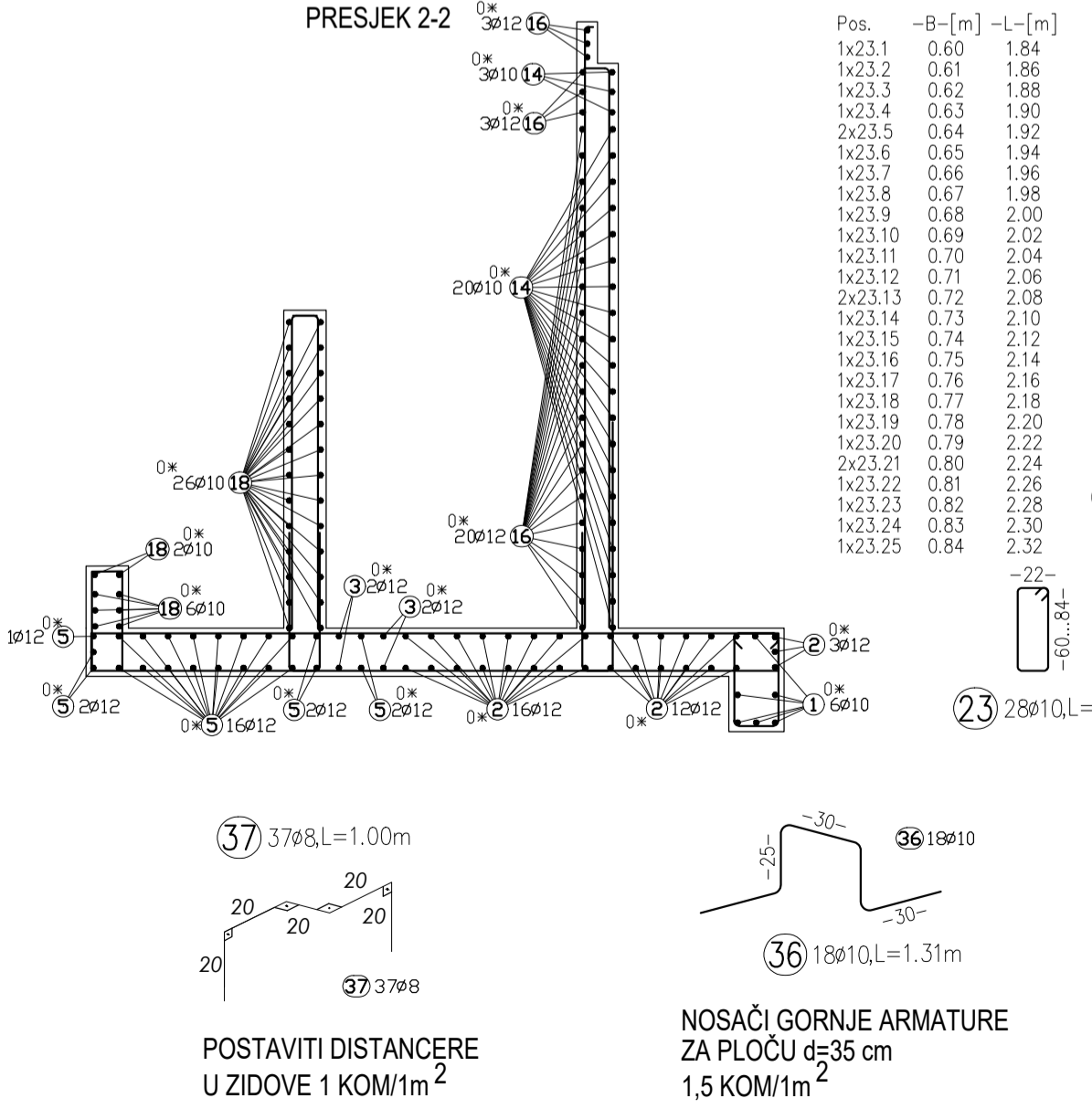
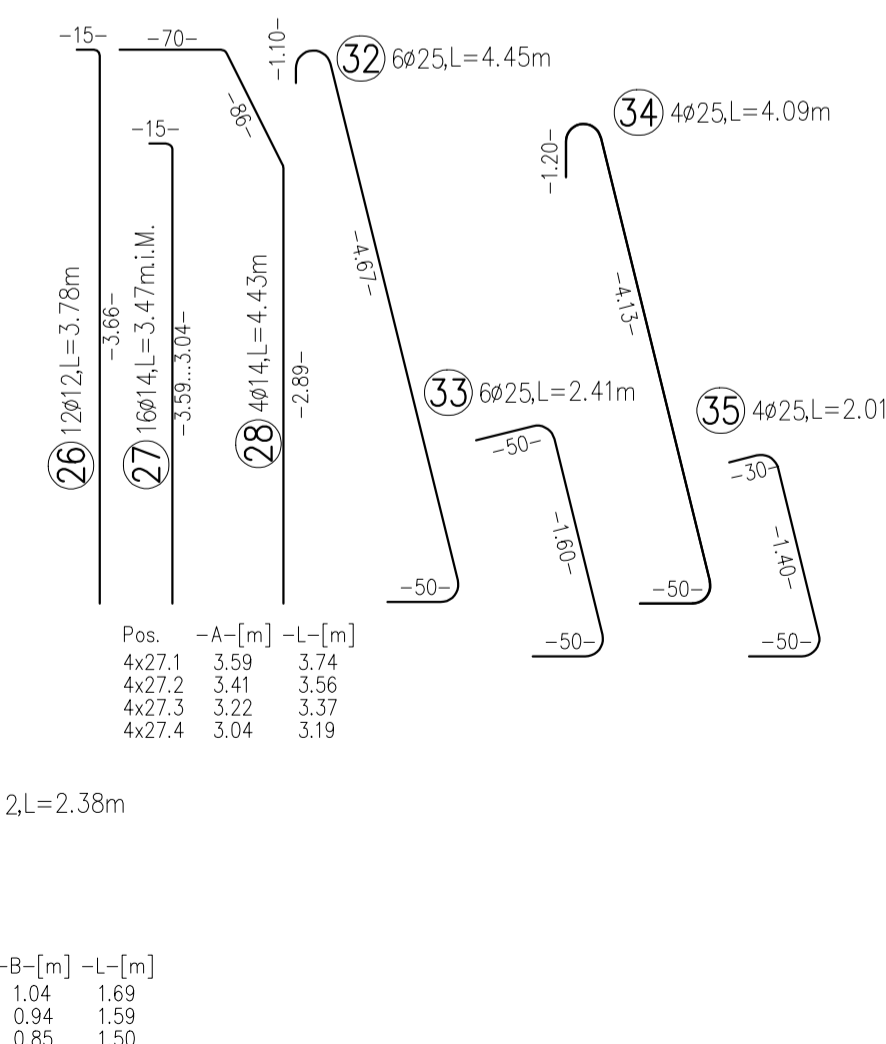
* = in average

Total lengths	DB 0.395	D10 0.617	D12 0.888	D14 1.210	D25 3.850
	14.615	572.089	1095.552	161.220	252.406

Total weight (kg) 2095.882



OBA KONTRAFORA SE ARMIRAJU JEDNAKO. POZICIJE 32 - 35 SE POSTAVLJAJU UNUTAR ARMATURNOG KOŠA KONTRAFORE.



POSTAVITI DISTANCERE U ZIDOVE 1 KOM/1m²

NOŠAČI GORNJE ARMATURE ZA PLOČU d=35 cm 1,5 KOM/1m²

REKONSTRUKCIJA ULICE DR. FRANJE TUĐMANA U ZADRU - 3. DIONICA (od stac. 0+781,18 do stac. 1+244,65)

ARMATURA POTPORNOG ZIDA 09

1:50
c=4 cm
B500B, C35/45

POTREBNO JE IZVESTI BARBAKANE PROMJERA Ø120.00mm. IZVODE SE NA 20.0cm IZNAD KOTE PROJEKTIRANOG GOTOVO UREĐENOG TERENA. BARBAKANE U KONTRAFORAMA SE IZVODE 5cm OD RUBA ZIDA.

POTPORNI ZID IZVODI SE NA NASIPU.

	D&Z d.o.o. PROJECTING - CONSULTING - ENGINEERING Jerolim Vidušića 7, Zadar, tel:02322 08 60 E- mail: info@d-and-z.hr	INVESTITOR GRAD ZADAR Narodni trg 1, 23000 Zadar
	GRADEVINA REKONSTRUKCIJA ULICE DR. FRANJE TUĐMANA U ZADRU - 3. DIONICA	SASTAV CRTEŽA ARMATURA POTPORNOG ZIDA 09
PROJEKTANT ANTE UGLEŠIĆ dipl.ing.grad.	MAJERILO 1:50	ZAJEDNIČKA OZNAKA I.O. 11704-3
PROJEKTANT SURADNIK NIKOLINA UGLEŠIĆ mag.ing.aedif.	DATUM lipanj 2020.	BROJ NACRTA 9

Project: 2013 REKONSTRUKCIJA ULICE DR. FRANJE TUĐMANA U ZADRU – 3. DIONICA

/ 09

Project data

Title : REKONSTRUKCIJA ULICE DR. FRANJE TUĐMANA U ZADRU – 3. DIONICA

Content : POTPORNI ZID 09

Plan No. : 09

All total length of bar profiles axial length

B A R S C H E D U L E Steelgrade: 500S

Pos.	No.	d	Length	D8	D10	D12	D14	D25
1	6	10	5.57		33.42			
2	33	12	5.46			180.18		
3	4	12	3.55			14.20		
4	8	12	1.95			15.60		
5	21	12	5.57			116.97		
6	14	12	4.94*			69.16		
7	28	12	5.39*			150.92		
8	14	12	5.83*			81.62		
9	1	12	4.77			4.77		
10	1	12	5.87			5.87		
11	26	12	2.00			52.00		
12	14	14	2.00				28.00	
13	80	10	0.93		74.40			
14	23	10	5.11		117.53			
15	28	10	4.20		117.60			
16	26	12	5.11			132.86		
17	28	10	4.38		122.64			
18	34	10	5.23		177.82			
19	56	10	2.43		136.08			
20	2	10	2.57		5.14			
21	52	12	2.97			154.44		
22	28	10	2.17		60.76			
23	28	10	2.08*		58.24			
24	64	12	1.68			107.52		
25	16	12	1.55*			24.80		
26	12	12	3.78			45.36		
27	16	14	3.47*				55.52	
28	4	14	4.43				17.72	
29	6	12	2.20			13.20		
30	20	14	1.60				32.00	
31	27	12	2.38			64.26		
32	6	25	4.45					26.70
33	6	25	2.41					14.46
34	4	25	4.09					16.36
35	4	25	2.01					8.04
36	18	10	1.31		23.58			
37	37	8	1.00	37.00				

* = in average

Total lengths		37.00	927.21	1233.73	133.24	65.56				
kg / m	D8	0.395	D10	0.617	D12	0.888	D14	1.210	D25	3.850
kg / d		14.615	572.089	1095.552	161.220	252.406				

Total weight (kg) 2095.882

Project: 2013 REKONSTRUKCIJA ULICE DR. FRANJE TUĐMANA U ZADRU - 3. DIONICA

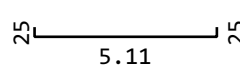
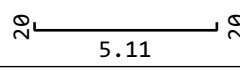
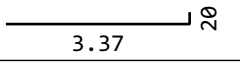
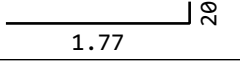
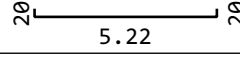
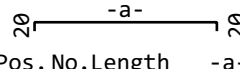
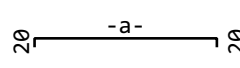
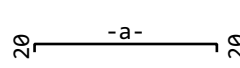

/ 09

Project data

Title : REKONSTRUKCIJA ULICE DR. FRANJE TUĐMANA U ZADRU - 3. DIONICA

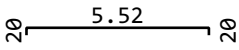
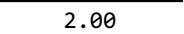
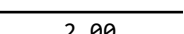
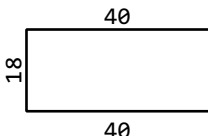
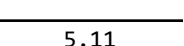
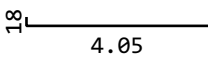
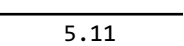
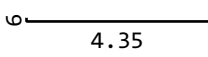
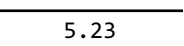
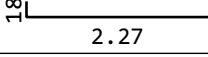
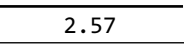
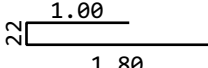
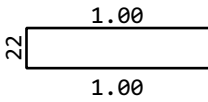
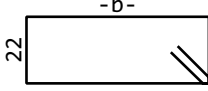
Content : POTPORNI ZID 09

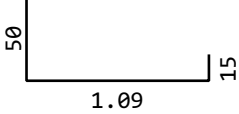

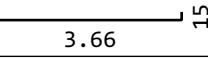
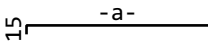
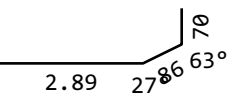

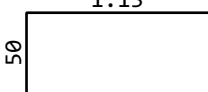
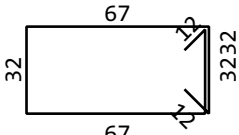
Plan No. : 09

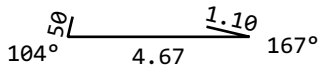
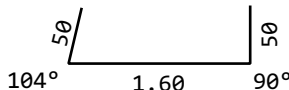
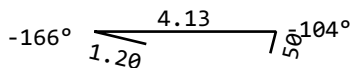
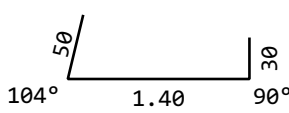
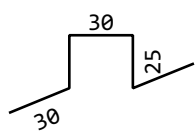
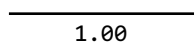
B E N D I N G S C H E D U L E Steelgrade: 500S									
Pos.	No.	d	Length	db ds	Type	shape code	Tot.L	Weight kg	
1	6	10	5.57	4	A1		33.42	20.620	
2	33	12	5.46	4	A1		180.18	160.000	
3	4	12	3.55	4	A1		14.20	12.610	
4	8	12	1.95	4	A1		15.60	13.853	
5	21	12	5.57	4	A1		116.97	103.869	
6	14	12	--	4	A1	 Pos. No. Length -a- 1 2 4.82 4.42 2 2 4.86 4.46 3 2 4.90 4.50 4 2 4.94 4.54 5 2 4.97 4.57 6 2 5.01 4.61 7 2 5.05 4.65	69.16	61.414	
7	28	12	--	4	A1	 Pos. No. Length -a- 1 2 5.13 4.73 2 2 5.17 4.77 3 2 5.21 4.81 4 2 5.25 4.85 5 2 5.29 4.89 6 2 5.33 4.93 7 2 5.37 4.97 8 2 5.41 5.01 9 2 5.45 5.05 10 2 5.49 5.09 11 2 5.53 5.13 12 2 5.57 5.17 13 2 5.61 5.21 14 2 5.65 5.25	150.92	134.017	
8	14	12	--	4	A1	 Pos. No. Length -a- 1 2 5.73 5.33 2 2 5.76 5.36 3 2 5.79 5.39 4 2 5.83 5.43 5 2 5.86 5.46 6 2 5.89 5.49 7 2 5.92 5.52	81.62	72.479	
9	1	12	4.77	4	A1		4.77	4.236	

Project: 2013 REKONSTRUKCIJA ULICE DR. FRANJE TUĐMANA U ZADRU - 3. DIONICA

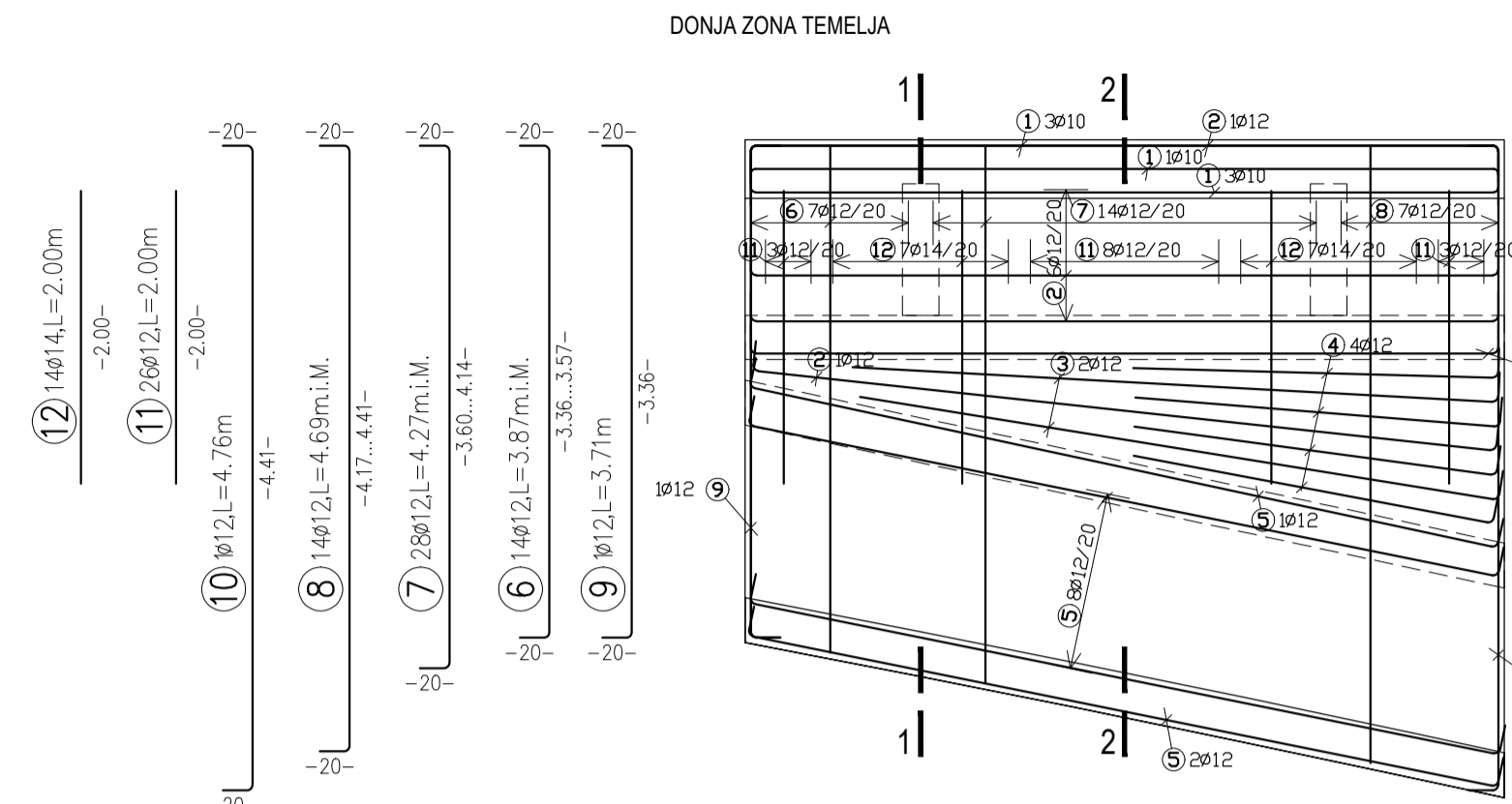
/ 09

B E N D I N G S C H E D U L E Steelgrade: 500S																																																																												
Pos.	No.	d	Length	db ds	Type	shape code	Tot.L	Weight kg																																																																				
10	1	12	5.87	4	A1		5.87	5.213																																																																				
11	26	12	2.00	4	A1		52.00	46.176																																																																				
12	14	14	2.00	4	A1		28.00	33.880																																																																				
13	80	10	0.93	4	A3		74.40	45.905																																																																				
14	23	10	5.11	4	A1		117.53	72.516																																																																				
15	28	10	4.20	4	A2		117.60	72.559																																																																				
16	26	12	5.11	4	A1		132.86	117.980																																																																				
17	28	10	4.38	4	A2		122.64	75.669																																																																				
18	34	10	5.23	4	A1		177.82	109.715																																																																				
19	56	10	2.43	4	A1		136.08	83.961																																																																				
20	2	10	2.57	4	A1		5.14	3.171																																																																				
21	52	12	2.97	4	A3		154.44	137.143																																																																				
22	28	10	2.17	4	A3		60.76	37.489																																																																				
23	28	10	--	4	B1	 <p>Hooklength=10.0</p> <table border="1"> <thead> <tr> <th>Pos.</th> <th>No.</th> <th>Length</th> <th>-b-</th> </tr> </thead> <tbody> <tr><td>1</td><td>1</td><td>1.84</td><td>0.60</td></tr> <tr><td>2</td><td>1</td><td>1.86</td><td>0.61</td></tr> <tr><td>3</td><td>1</td><td>1.88</td><td>0.62</td></tr> <tr><td>4</td><td>1</td><td>1.90</td><td>0.63</td></tr> <tr><td>5</td><td>2</td><td>1.92</td><td>0.64</td></tr> <tr><td>6</td><td>1</td><td>1.94</td><td>0.65</td></tr> <tr><td>7</td><td>1</td><td>1.96</td><td>0.66</td></tr> <tr><td>8</td><td>1</td><td>1.98</td><td>0.67</td></tr> <tr><td>9</td><td>1</td><td>2.00</td><td>0.68</td></tr> <tr><td>10</td><td>1</td><td>2.02</td><td>0.69</td></tr> <tr><td>11</td><td>1</td><td>2.04</td><td>0.70</td></tr> <tr><td>12</td><td>1</td><td>2.06</td><td>0.71</td></tr> <tr><td>13</td><td>2</td><td>2.08</td><td>0.72</td></tr> <tr><td>14</td><td>1</td><td>2.10</td><td>0.73</td></tr> <tr><td>15</td><td>1</td><td>2.12</td><td>0.74</td></tr> <tr><td>16</td><td>1</td><td>2.14</td><td>0.75</td></tr> </tbody> </table>	Pos.	No.	Length	-b-	1	1	1.84	0.60	2	1	1.86	0.61	3	1	1.88	0.62	4	1	1.90	0.63	5	2	1.92	0.64	6	1	1.94	0.65	7	1	1.96	0.66	8	1	1.98	0.67	9	1	2.00	0.68	10	1	2.02	0.69	11	1	2.04	0.70	12	1	2.06	0.71	13	2	2.08	0.72	14	1	2.10	0.73	15	1	2.12	0.74	16	1	2.14	0.75	58.24	35.934
Pos.	No.	Length	-b-																																																																									
1	1	1.84	0.60																																																																									
2	1	1.86	0.61																																																																									
3	1	1.88	0.62																																																																									
4	1	1.90	0.63																																																																									
5	2	1.92	0.64																																																																									
6	1	1.94	0.65																																																																									
7	1	1.96	0.66																																																																									
8	1	1.98	0.67																																																																									
9	1	2.00	0.68																																																																									
10	1	2.02	0.69																																																																									
11	1	2.04	0.70																																																																									
12	1	2.06	0.71																																																																									
13	2	2.08	0.72																																																																									
14	1	2.10	0.73																																																																									
15	1	2.12	0.74																																																																									
16	1	2.14	0.75																																																																									

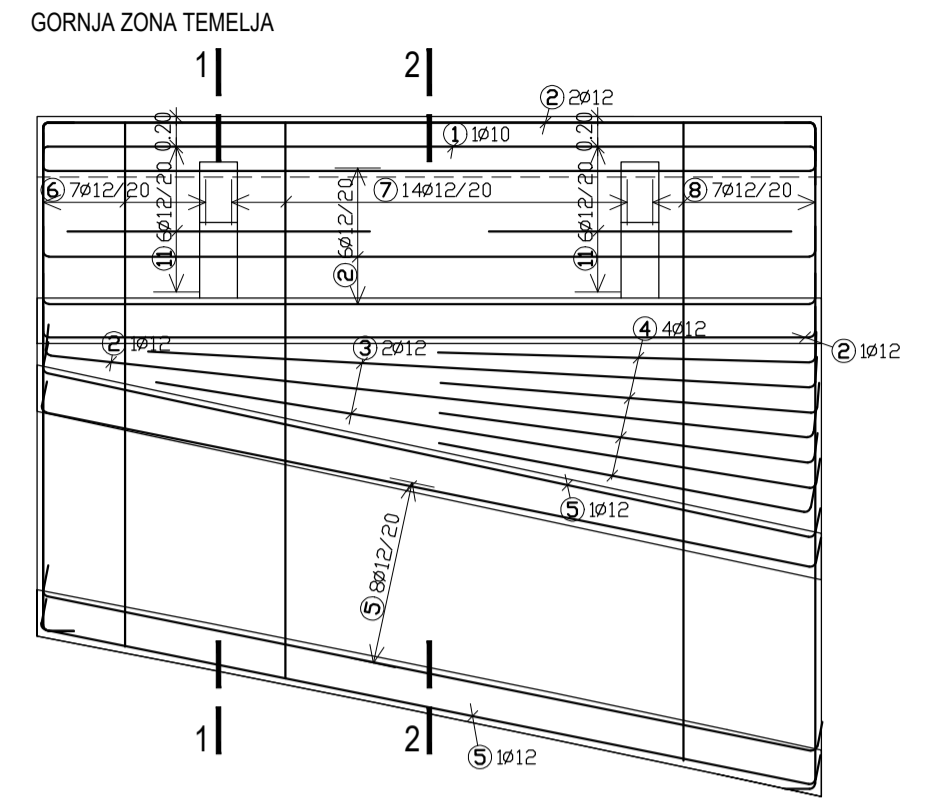
B E N D I N G S C H E D U L E Steelgrade: 500S								
Pos.	No.	d	Length	dbr. ds	Type	shape code	Tot.L	Weight kg
23						Pos.No.Length -b- 17 1 2.16 0.76 18 1 2.18 0.77 19 1 2.20 0.78 20 1 2.22 0.79 21 2 2.24 0.80 22 1 2.26 0.81 23 1 2.28 0.82 24 1 2.30 0.83 25 1 2.32 0.84		
24	64	12	1.68	4	A2		107.52	95.478
25	16	12	--	4	A2	 -b- Pos.No.Length -b- 1 4 1.69 1.04 2 4 1.59 0.94 3 4 1.50 0.85 4 4 1.40 0.75	24.80	22.022
26	12	12	3.78	4	A1		45.36	40.280
27	16	14	--	4	A1	 -a- Pos.No.Length -a- 1 4 3.74 3.59 2 4 3.56 3.41 3 4 3.37 3.22 4 4 3.19 3.04	55.52	67.179
28	4	14	4.43	4	X1	 Nr. dx dy l >° 1 2.89 0.00 2.89 27 2 0.77 0.39 0.86 63 3 0.00 0.70 0.70	17.72	21.441
29	6	12	2.20	4	A3		13.20	11.722
30	20	14	1.60	4	A2		32.00	38.720
31	27	12	2.38	4	A4		64.26	57.063

B E N D I N G S C H E D U L E Steelgrade: 500S																													
Pos.	No.	d	Length	dbr ds	Type	shape code	Tot.L	Weight kg																					
32	6	25	4.45	7	X1	 <table border="1"> <tr> <th>Nr.</th> <th>dx</th> <th>dy</th> <th>l</th> <th>>°</th> </tr> <tr> <td>1</td> <td>-0.12</td> <td>-0.49</td> <td>0.50</td> <td>104</td> </tr> <tr> <td>2</td> <td>4.67</td> <td>0.00</td> <td>4.67</td> <td>167</td> </tr> <tr> <td>3</td> <td>-1.07</td> <td>0.25</td> <td>1.10</td> <td></td> </tr> </table>	Nr.	dx	dy	l	>°	1	-0.12	-0.49	0.50	104	2	4.67	0.00	4.67	167	3	-1.07	0.25	1.10		26.70	102.795	
Nr.	dx	dy	l	>°																									
1	-0.12	-0.49	0.50	104																									
2	4.67	0.00	4.67	167																									
3	-1.07	0.25	1.10																										
33	6	25	2.41	7	X1	 <table border="1"> <tr> <th>Nr.</th> <th>dx</th> <th>dy</th> <th>l</th> <th>>°</th> </tr> <tr> <td>1</td> <td>-0.12</td> <td>-0.48</td> <td>0.50</td> <td>104</td> </tr> <tr> <td>2</td> <td>1.60</td> <td>0.00</td> <td>1.60</td> <td>90</td> </tr> <tr> <td>3</td> <td>-0.00</td> <td>0.50</td> <td>0.50</td> <td></td> </tr> </table>	Nr.	dx	dy	l	>°	1	-0.12	-0.48	0.50	104	2	1.60	0.00	1.60	90	3	-0.00	0.50	0.50		14.46	55.671	
Nr.	dx	dy	l	>°																									
1	-0.12	-0.48	0.50	104																									
2	1.60	0.00	1.60	90																									
3	-0.00	0.50	0.50																										
34	4	25	4.09	7	X1	 <table border="1"> <tr> <th>Nr.</th> <th>dx</th> <th>dy</th> <th>l</th> <th>>°</th> </tr> <tr> <td>1</td> <td>-1.16</td> <td>0.29</td> <td>1.20</td> <td>-166</td> </tr> <tr> <td>2</td> <td>4.13</td> <td>0.00</td> <td>4.13</td> <td>-104</td> </tr> <tr> <td>3</td> <td>-0.12</td> <td>-0.48</td> <td>0.50</td> <td></td> </tr> </table>	Nr.	dx	dy	l	>°	1	-1.16	0.29	1.20	-166	2	4.13	0.00	4.13	-104	3	-0.12	-0.48	0.50		16.36	62.986	
Nr.	dx	dy	l	>°																									
1	-1.16	0.29	1.20	-166																									
2	4.13	0.00	4.13	-104																									
3	-0.12	-0.48	0.50																										
35	4	25	2.01	7	X1	 <table border="1"> <tr> <th>Nr.</th> <th>dx</th> <th>dy</th> <th>l</th> <th>>°</th> </tr> <tr> <td>1</td> <td>-0.12</td> <td>-0.48</td> <td>0.50</td> <td>104</td> </tr> <tr> <td>2</td> <td>1.40</td> <td>0.00</td> <td>1.40</td> <td>90</td> </tr> <tr> <td>3</td> <td>-0.00</td> <td>0.30</td> <td>0.30</td> <td></td> </tr> </table>	Nr.	dx	dy	l	>°	1	-0.12	-0.48	0.50	104	2	1.40	0.00	1.40	90	3	-0.00	0.30	0.30		8.04	30.954	
Nr.	dx	dy	l	>°																									
1	-0.12	-0.48	0.50	104																									
2	1.40	0.00	1.40	90																									
3	-0.00	0.30	0.30																										
36	18	10	1.31	4	D2		23.58	14.549																					
37	37	8	1.00	4	A1		37.00	14.615																					

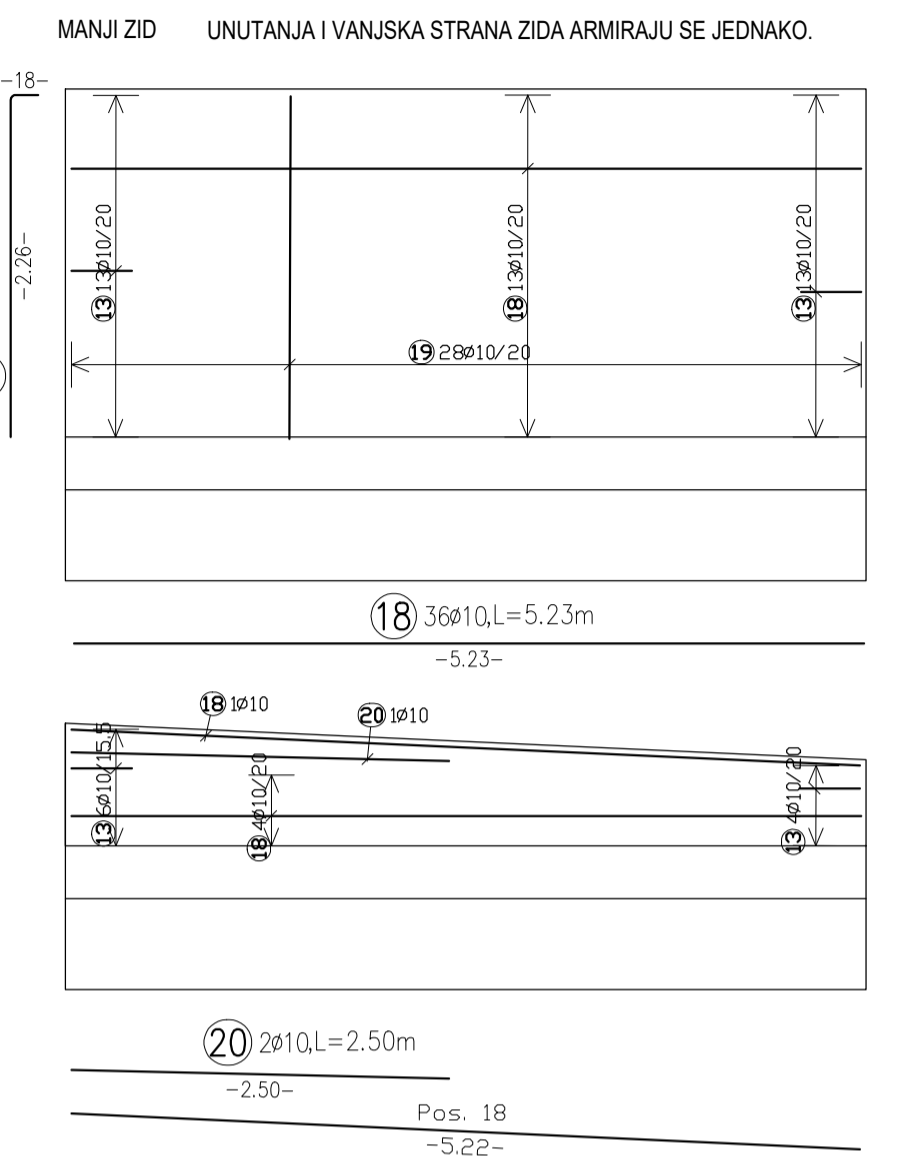
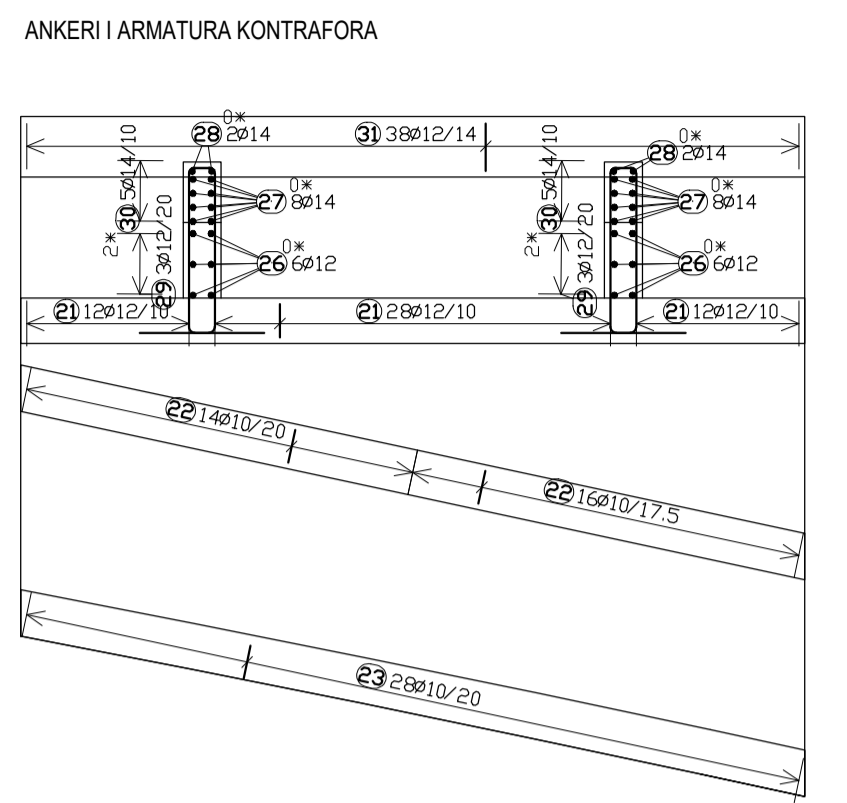
Total weight (kg) 2095.882



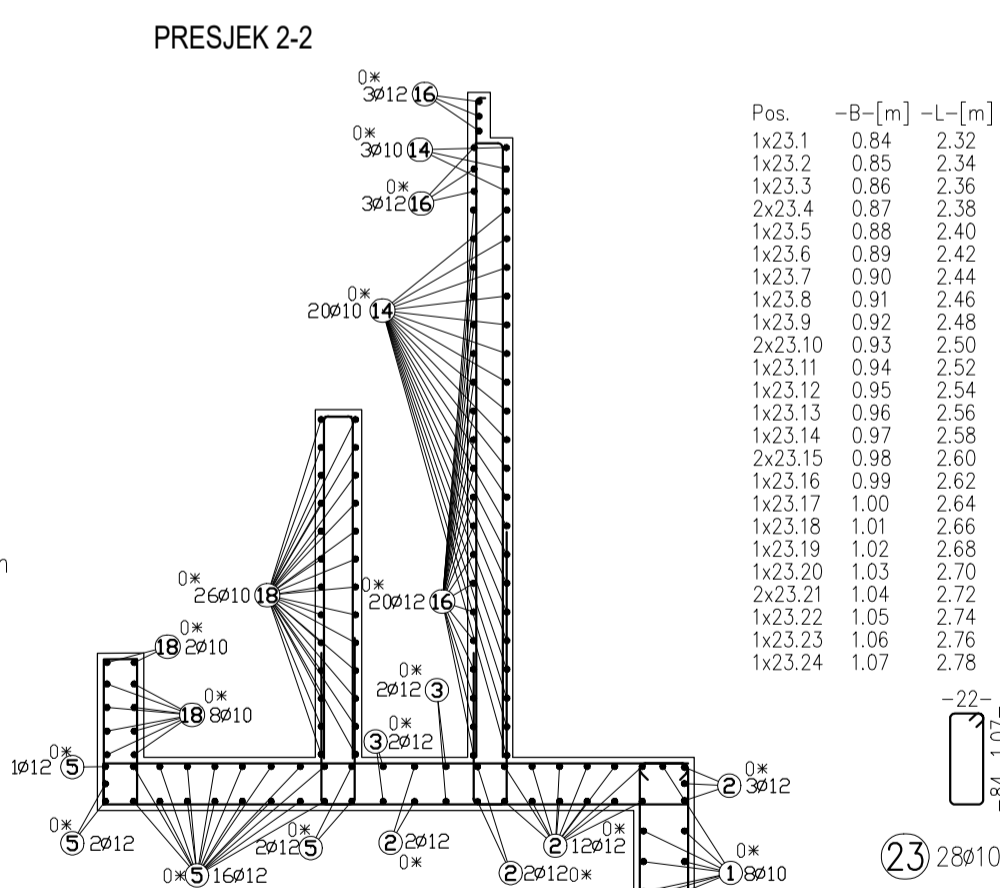
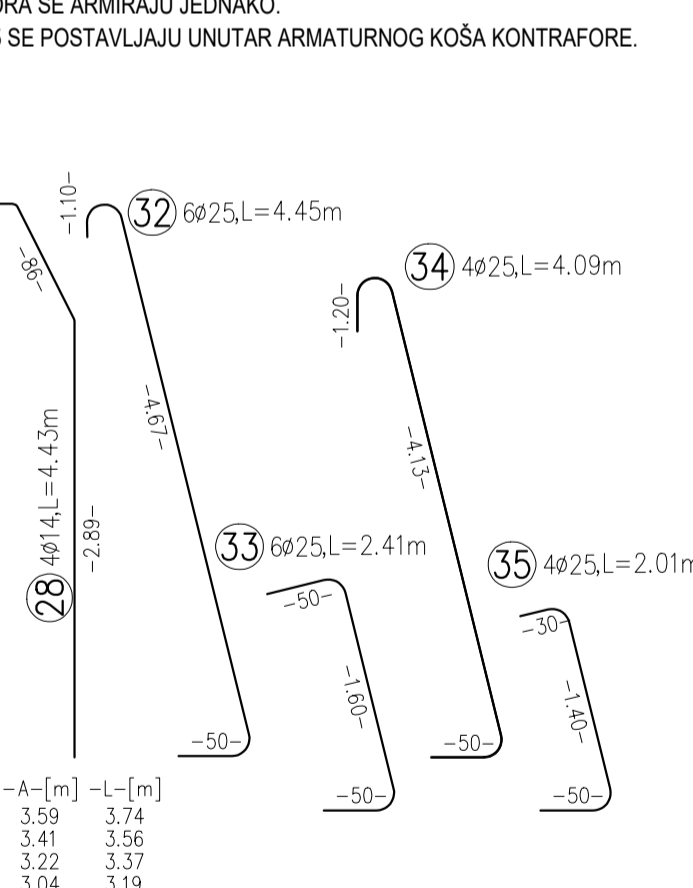
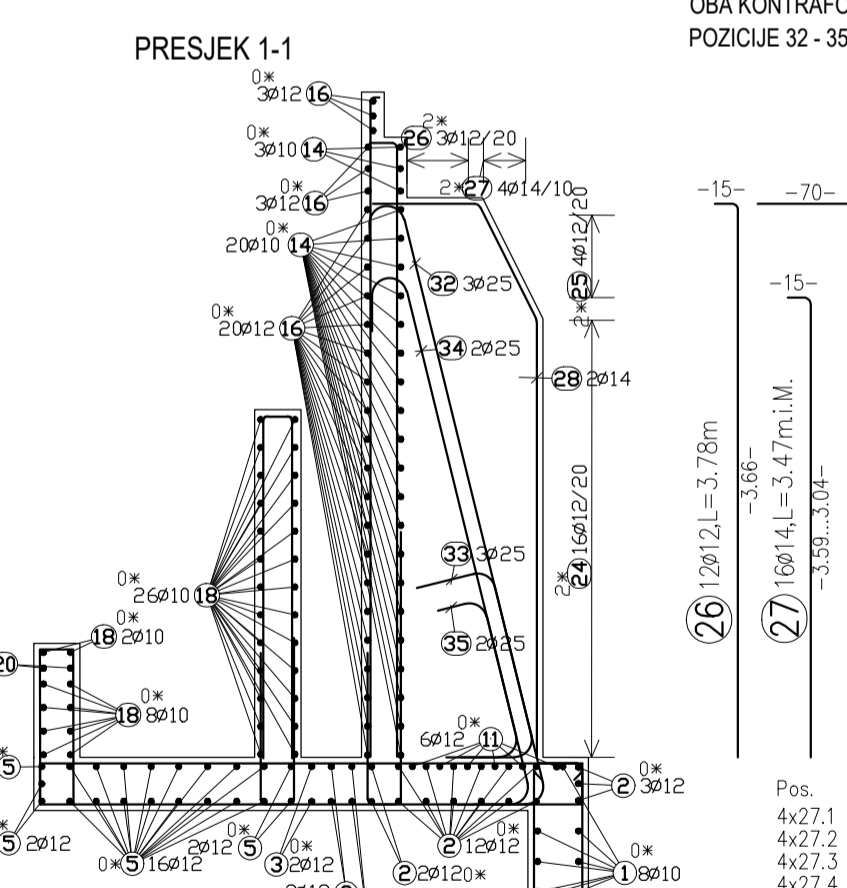
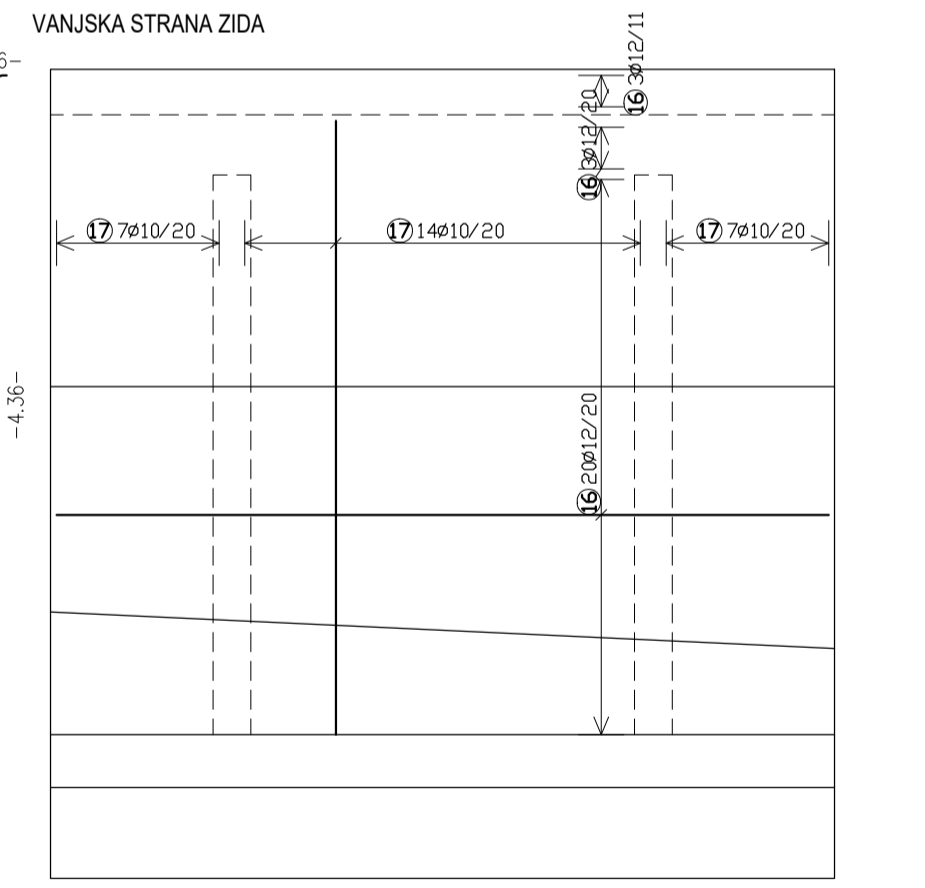
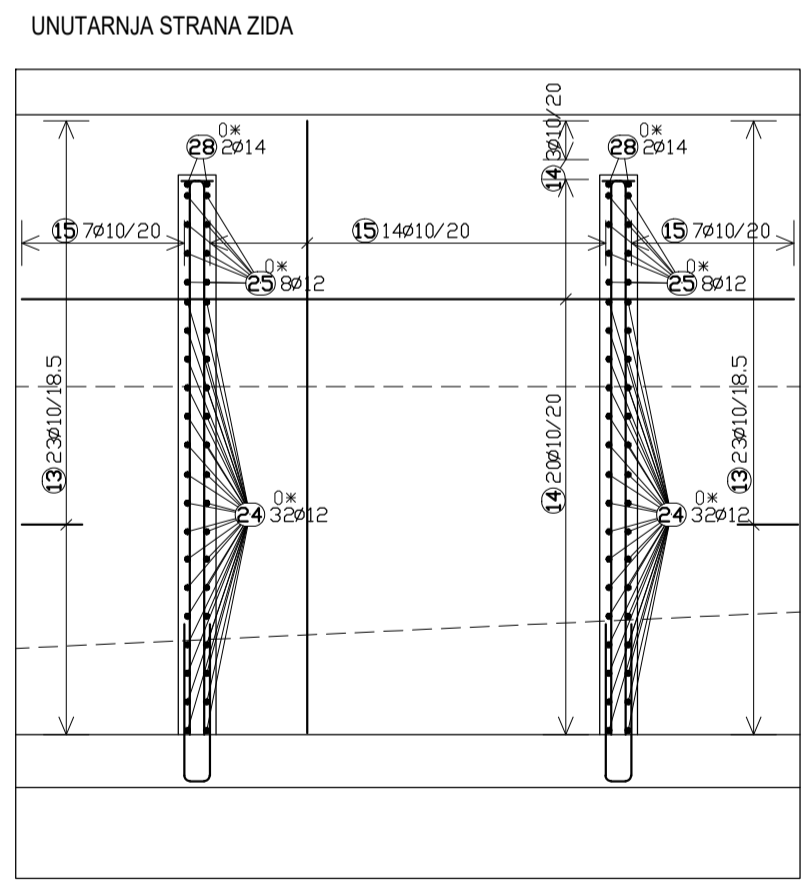
Pos.	-A-[m]	-L-[m]	Pos.	-A-[m]	-L-[m]
2x6.1	3.36	3.76	2x7.1	3.60	4.00
2x6.2	3.40	3.80	2x7.2	3.64	4.04
2x6.3	3.43	3.83	2x7.3	3.68	4.08
2x6.4	3.47	3.87	2x7.4	3.72	4.12
2x6.5	3.50	3.90	2x7.5	3.77	4.17
2x6.6	3.54	3.94	2x7.6	3.81	4.21
2x6.7	3.57	3.97	2x7.7	3.85	4.25
			2x7.8	3.89	4.29
			2x7.9	3.93	4.33
2x8.1	4.17	4.57	2x7.10	3.97	4.37
2x8.2	4.21	4.61	2x7.11	4.02	4.42
2x8.3	4.25	4.65	2x7.12	4.06	4.46
2x8.4	4.29	4.69	2x7.13	4.10	4.50
2x8.5	4.33	4.73	2x7.14	4.14	4.54
2x8.6	4.37	4.77			
2x8.7	4.41	4.81			



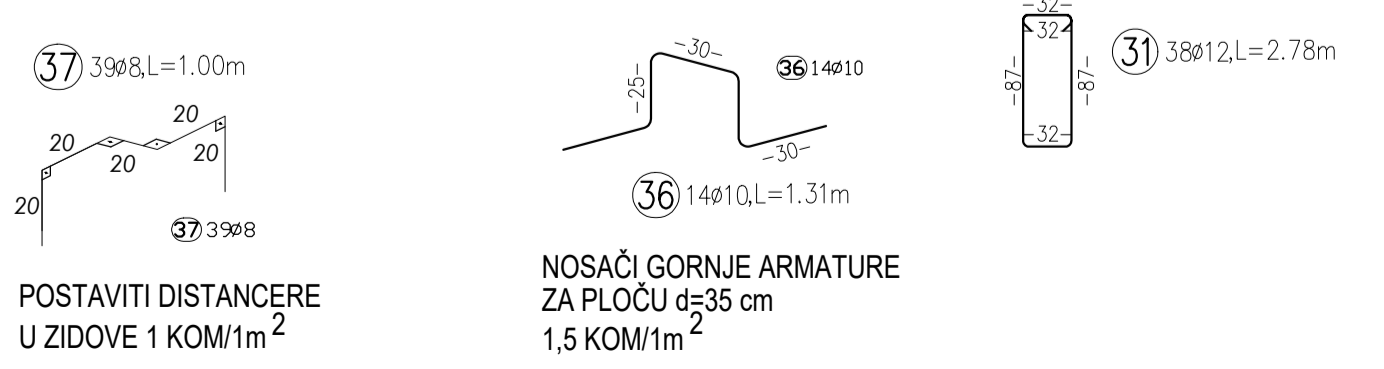
KUKE SE POSTAVLJAJU VERTIKALNO.



Pos.	BAR No.	SCHEDULE d	Steelgrade: 500S Length	D8	D10	D12	D14	D25
1	8	10	5.57		44.56			
2	19	12	5.46			103.74		
3	4	12	4.59			18.36		
4	8	12	2.67			21.36		
5	21	12	5.57			116.97		
6	14	12	3.87*			54.18		
7	28	12	4.27*			119.56		
8	14	12	4.59*			65.66		
9	1	12	3.71			3.71		
10	1	12	4.76			4.76		
11	26	12	2.00			52.00		
12	14	14	2.00				28.00	
13	8	10	0.93		76.26			
14	23	10	5.11		117.53			
15	28	10	4.21		117.88			
16	26	12	5.11			132.86		
17	28	10	4.39		122.92			
18	36	10	5.23		188.28			
19	56	10	2.42		135.52			
20	2	10	2.50		5.00			
21	52	12	2.97			154.44		
22	30	10	2.27		68.10			
23	28	10	2.55*		71.40			
24	64	12	1.68			107.52		
25	16	12	1.53*		24.48			
26	12	12	3.78		45.36			
27	16	14	3.47*			55.52		
28	4	14	4.43			17.72		
29	6	12	2.20			13.20		
30	20	14	1.70			34.00		
31	38	12	2.78			105.64		
32	6	25	4.45				26.70	
33	6	25	2.41				14.46	
34	4	25	4.09				16.36	
35	4	25	2.01				8.04	
36	14	10	1.31		18.34			
37	39	8	1.00	39.00				
* = in average								
Total lengths				39.00	965.79	1143.80	135.24	65.56
kg / m				D8 0.395	D10 0.617	D12 0.888	D14 1.210	D25 3.850
kg / d				15.405	595.892	1015.694	163.640	252.406
Total weight (kg)				2043.037				



Pos.	-B-[m]	-L-[m]
1x23.1	0.84	2.32
1x23.2	0.85	2.34
1x23.3	0.86	2.36
2x23.4	0.87	2.38
1x23.5	0.88	2.40
1x23.6	0.89	2.42
1x23.7	0.90	2.44
1x23.8	0.91	2.46
1x23.9	0.92	2.48
2x23.10	0.93	2.50
1x23.11	0.94	2.52
1x23.12	0.95	2.54
1x23.13	0.96	2.56
1x23.14	0.97	2.58
2x23.15	0.98	2.60
1x23.16	0.99	2.62
1x23.17	1.00	2.64
1x23.18	1.01	2.66
1x23.19	1.02	2.68
1x23.20	1.03	2.70
2x23.21	1.04	2.72
1x23.22	1.05	2.74
1x23.23	1.06	2.76
1x23.24	1.07	2.78



NOŠAČI GORNJE ARMATURE ZA PLOČU d=35 cm 1,5 KOM/1m²

REKONSTRUKCIJA ULICE DR. FRANJE TUĐMANA U ZADRU - 3. DIONICA (od stac. 0+781,18 do stac. 1+244,65)

ARMATURA POTPORNOG ZIDA 10

1:50
 c=4 cm
 B500B, C35/45

POTREBNO JE IZVESTI BARBANE PROMJERA Ø120.00mm. IZVODE SE NA 20.0cm IZNAD KOTE PROJEKTIRANOG GOTOVO UREĐENOG TERENA. BARBANE U KONTRAFORAMA SE IZVODE 5cm OD RUBA ZIDA.

POTPORNI ZID IZVODI SE NA NASIPU.

D&Z		D&Z d.o.o. PROJECTING - CONSULTING - ENGINEERING Jerolim Vidušića 7, Zadar, tel:02322 08 60 E- mail: info@d-and-c.hr	INVESTITOR GRAD ZADAR Narodni trg 1, 23000 Zadar
PROJEKTANT ANTE UGLEŠIĆ dipl.ing.grad.	SASTAV CRTEŽA MAJERILO DATUM lipanj 2020.	REKONSTRUKCIJA ULICE DR. FRANJE TUĐMANA U ZADRU - 3. DIONICA	ARMATURA POTPORNOG ZIDA 10
PROJEKTANT SURADNIK SURADNIK	NIKOLINA UGLEŠIĆ mag.ing.aedif.	FAZA izvedbeni	ZAJEDNIČKA OZNAKA I.O. 11704-3
		MAJERILO 1:50	TEHNIČKI DNEVNIK 2013
			BROJ NACRTA 10

Project: 2013 REKONSTRUKCIJA ULICE DR. FRANJE TUĐMANA U ZADRU – 3. DIONICA

/ 10

Project data

Title : REKONSTRUKCIJA ULICE DR. FRANJE TUĐMANA U ZADRU – 3. DIONICA

Content : POTPORNI ZID 10

Plan No. : 10

All total length of bar profiles axial length

B A R S C H E D U L E Steelgrade: 500S

Pos.	No.	d	Length	D8	D10	D12	D14	D25
1	8	10	5.57		44.56			
2	19	12	5.46			103.74		
3	4	12	4.59			18.36		
4	8	12	2.67			21.36		
5	21	12	5.57			116.97		
6	14	12	3.87*			54.18		
7	28	12	4.27*			119.56		
8	14	12	4.69*			65.66		
9	1	12	3.71			3.71		
10	1	12	4.76			4.76		
11	26	12	2.00			52.00		
12	14	14	2.00				28.00	
13	82	10	0.93		76.26			
14	23	10	5.11		117.53			
15	28	10	4.21		117.88			
16	26	12	5.11			132.86		
17	28	10	4.39		122.92			
18	36	10	5.23		188.28			
19	56	10	2.42		135.52			
20	2	10	2.50		5.00			
21	52	12	2.97			154.44		
22	30	10	2.27		68.10			
23	28	10	2.55*		71.40			
24	64	12	1.68			107.52		
25	16	12	1.53*			24.48		
26	12	12	3.78			45.36		
27	16	14	3.47*				55.52	
28	4	14	4.43				17.72	
29	6	12	2.20			13.20		
30	20	14	1.70				34.00	
31	38	12	2.78			105.64		
32	6	25	4.45					26.70
33	6	25	2.41					14.46
34	4	25	4.09					16.36
35	4	25	2.01					8.04
36	14	10	1.31		18.34			
37	39	8	1.00	39.00				

* = in average

Total lengths		39.00	965.79	1143.80	135.24	65.56
kg / m	D8	0.395	D10 0.617	D12 0.888	D14 1.210	D25 3.850
kg / d		15.405	595.892	1015.694	163.640	252.406

Total weight (kg) 2043.037

Project: 2013 REKONSTRUKCIJA ULICE DR. FRANJE TUĐMANA U ZADRU - 3. DIONICA

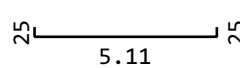
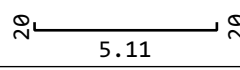

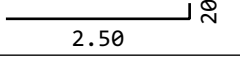
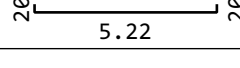
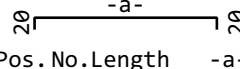
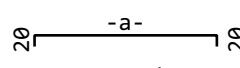
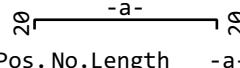

/ 10

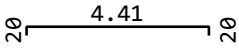
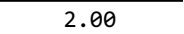
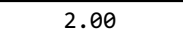
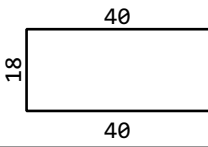
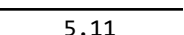
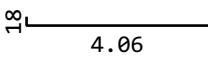
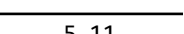
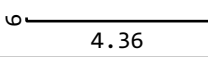
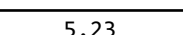
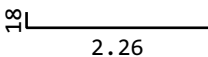

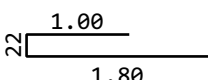
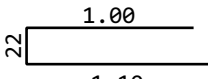
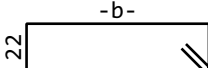
Project data

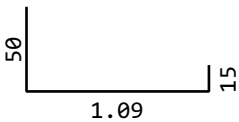

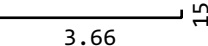
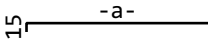
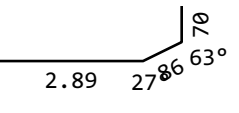
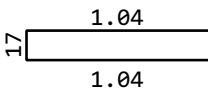
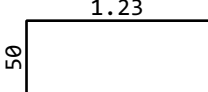
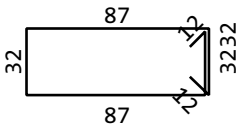
Title : REKONSTRUKCIJA ULICE DR. FRANJE TUĐMANA U ZADRU - 3. DIONICA

Content : POTPORNI ZID 10

Plan No. : 10

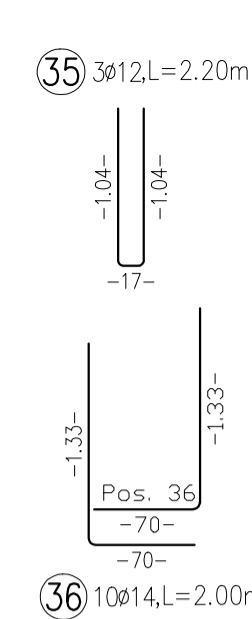
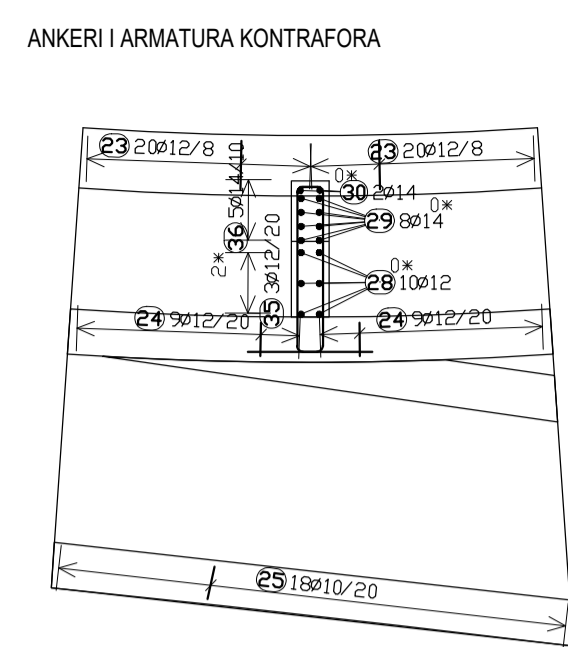
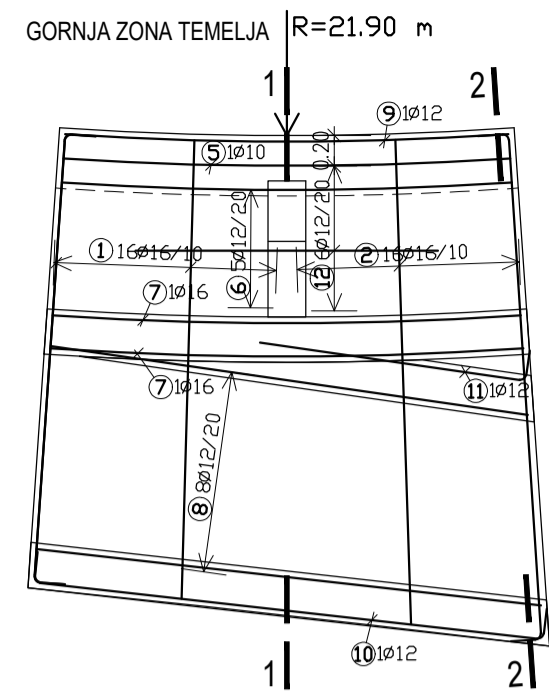
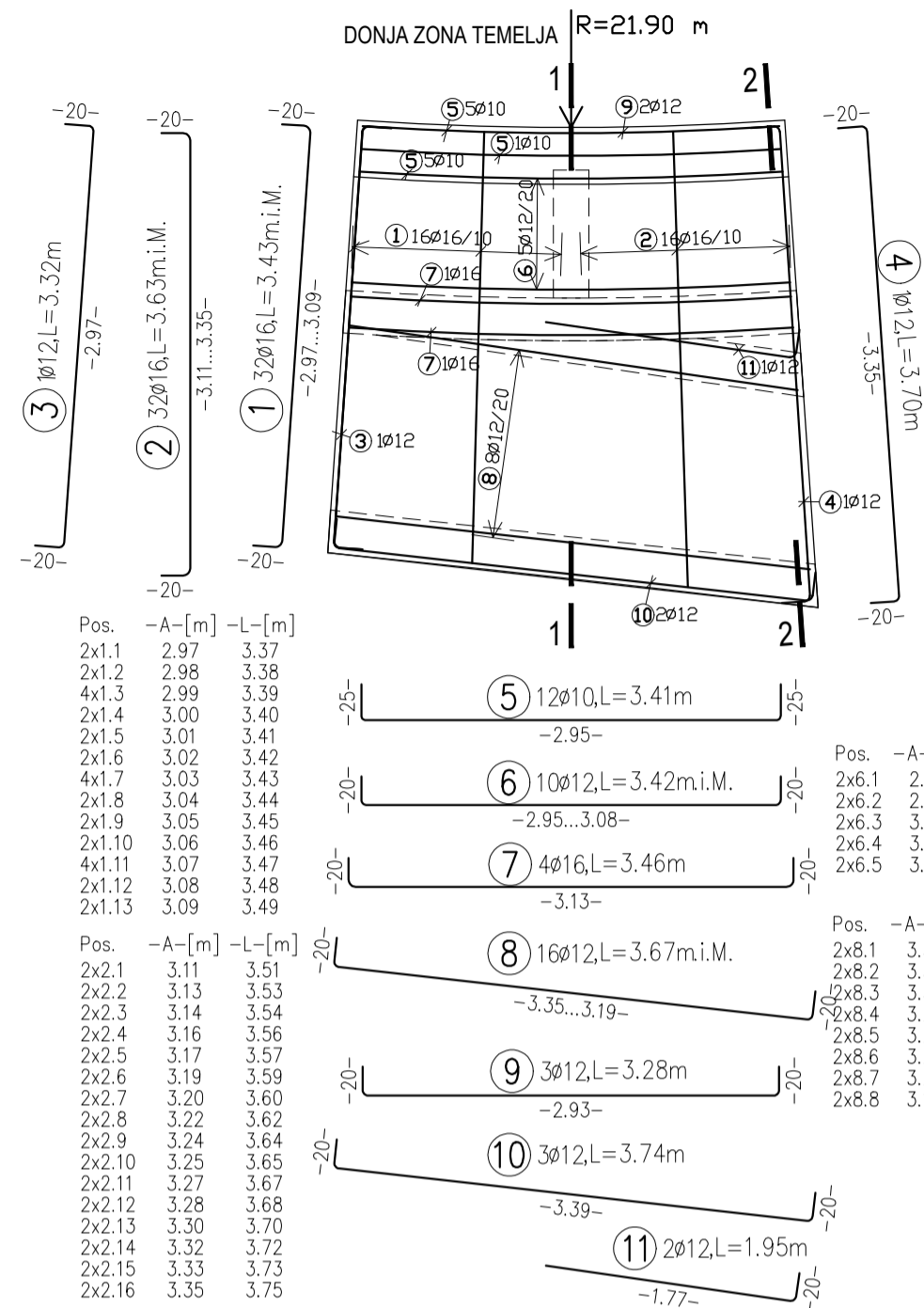
B E N D I N G S C H E D U L E Steelgrade: 500S									
Pos.	No.	d	Length	db ds	Type	shape code	Tot.L	Weight kg	
1	8	10	5.57	4	A1		44.56	27.494	
2	19	12	5.46	4	A1		103.74	92.121	
3	4	12	4.59	4	A1		18.36	16.304	
4	8	12	2.67	4	A1		21.36	18.968	
5	21	12	5.57	4	A1		116.97	103.869	
6	14	12	--	4	A1	 Pos. No. Length -a- 1 2 3.76 3.36 2 2 3.80 3.40 3 2 3.83 3.43 4 2 3.87 3.47 5 2 3.90 3.50 6 2 3.94 3.54 7 2 3.97 3.57	54.18	48.112	
7	28	12	--	4	A1	 Pos. No. Length -a- 1 2 4.00 3.60 2 2 4.04 3.64 3 2 4.08 3.68 4 2 4.12 3.72 5 2 4.17 3.77 6 2 4.21 3.81 7 2 4.25 3.85 8 2 4.29 3.89 9 2 4.33 3.93 10 2 4.37 3.97 11 2 4.42 4.02 12 2 4.46 4.06 13 2 4.50 4.10 14 2 4.54 4.14	119.56	106.169	
8	14	12	--	4	A1	 Pos. No. Length -a- 1 2 4.57 4.17 2 2 4.61 4.21 3 2 4.65 4.25 4 2 4.69 4.29 5 2 4.73 4.33 6 2 4.77 4.37 7 2 4.81 4.41	65.66	58.306	
9	1	12	3.71	4	A1		3.71	3.294	

B E N D I N G S C H E D U L E Steelgrade: 500S																																																														
Pos.	No.	d	Length	db ds	Type	shape code	Tot.L	Weight kg																																																						
10	1	12	4.76	4	A1		4.76	4.227																																																						
11	26	12	2.00	4	A1		52.00	46.176																																																						
12	14	14	2.00	4	A1		28.00	33.880																																																						
13	82	10	0.93	4	A3		76.26	47.052																																																						
14	23	10	5.11	4	A1		117.53	72.516																																																						
15	28	10	4.21	4	A2		117.88	72.732																																																						
16	26	12	5.11	4	A1		132.86	117.980																																																						
17	28	10	4.39	4	A2		122.92	75.842																																																						
18	36	10	5.23	4	A1		188.28	116.169																																																						
19	56	10	2.42	4	A1		135.52	83.616																																																						
20	2	10	2.50	4	A1		5.00	3.085																																																						
21	52	12	2.97	4	A3		154.44	137.143																																																						
22	30	10	2.27	4	A3		68.10	42.018																																																						
23	28	10	--	4	B1	 <p>Hooklength=10.0</p> <table border="1"> <thead> <tr> <th>Pos. No.</th> <th>Length</th> <th>-b-</th> </tr> </thead> <tbody> <tr><td>1</td><td>2.32</td><td>0.84</td></tr> <tr><td>2</td><td>2.34</td><td>0.85</td></tr> <tr><td>3</td><td>2.36</td><td>0.86</td></tr> <tr><td>4</td><td>2.38</td><td>0.87</td></tr> <tr><td>5</td><td>2.40</td><td>0.88</td></tr> <tr><td>6</td><td>2.42</td><td>0.89</td></tr> <tr><td>7</td><td>2.44</td><td>0.90</td></tr> <tr><td>8</td><td>2.46</td><td>0.91</td></tr> <tr><td>9</td><td>2.48</td><td>0.92</td></tr> <tr><td>10</td><td>2.50</td><td>0.93</td></tr> <tr><td>11</td><td>2.52</td><td>0.94</td></tr> <tr><td>12</td><td>2.54</td><td>0.95</td></tr> <tr><td>13</td><td>2.56</td><td>0.96</td></tr> <tr><td>14</td><td>2.58</td><td>0.97</td></tr> <tr><td>15</td><td>2.60</td><td>0.98</td></tr> <tr><td>16</td><td>2.62</td><td>0.99</td></tr> <tr><td>17</td><td>2.64</td><td>1.00</td></tr> </tbody> </table>	Pos. No.	Length	-b-	1	2.32	0.84	2	2.34	0.85	3	2.36	0.86	4	2.38	0.87	5	2.40	0.88	6	2.42	0.89	7	2.44	0.90	8	2.46	0.91	9	2.48	0.92	10	2.50	0.93	11	2.52	0.94	12	2.54	0.95	13	2.56	0.96	14	2.58	0.97	15	2.60	0.98	16	2.62	0.99	17	2.64	1.00	71.40	44.054
Pos. No.	Length	-b-																																																												
1	2.32	0.84																																																												
2	2.34	0.85																																																												
3	2.36	0.86																																																												
4	2.38	0.87																																																												
5	2.40	0.88																																																												
6	2.42	0.89																																																												
7	2.44	0.90																																																												
8	2.46	0.91																																																												
9	2.48	0.92																																																												
10	2.50	0.93																																																												
11	2.52	0.94																																																												
12	2.54	0.95																																																												
13	2.56	0.96																																																												
14	2.58	0.97																																																												
15	2.60	0.98																																																												
16	2.62	0.99																																																												
17	2.64	1.00																																																												

B E N D I N G S C H E D U L E Steelgrade: 500S								
Pos.	No.	d	Length	dbr. ds	Type	shape code	Tot.L	Weight kg
23						Pos.No.Length -b- 18 1 2.66 1.01 19 1 2.68 1.02 20 1 2.70 1.03 21 2 2.72 1.04 22 1 2.74 1.05 23 1 2.76 1.06 24 1 2.78 1.07		
24	64	12	1.68	4	A2		107.52	95.478
25	16	12	--	4	A2	 -b- Pos.No.Length -b- 1 4 1.66 1.01 2 4 1.57 0.92 3 4 1.48 0.83 4 4 1.39 0.74	24.48	21.738
26	12	12	3.78	4	A1		45.36	40.280
27	16	14	--	4	A1	 -a- Pos.No.Length -a- 1 4 3.74 3.59 2 4 3.56 3.41 3 4 3.37 3.22 4 4 3.19 3.04	55.52	67.179
28	4	14	4.43	4	X1	 Nr. dx dy l >° 1 2.89 0.00 2.89 27 2 0.77 0.39 0.86 63 3 0.00 0.70 0.70	17.72	21.441
29	6	12	2.20	4	A3		13.20	11.722
30	20	14	1.70	4	A2		34.00	41.140
31	38	12	2.78	4	A4		105.64	93.808

B E N D I N G S C H E D U L E Steelgrade: 500S									
Pos.	No.	d	Length	dbr ds	Type	shape code	Tot.L	Weight kg	
32	6	25	4.45	7	X1	<p>Nr. dx dy l >° 1 -0.12 -0.49 0.50 104 2 4.67 0.00 4.67 167 3 -1.07 0.25 1.10</p>	26.70	102.795	
33	6	25	2.41	7	X1	<p>Nr. dx dy l >° 1 -0.12 -0.48 0.50 104 2 1.60 0.00 1.60 90 3 -0.00 0.50 0.50</p>	14.46	55.671	
34	4	25	4.09	7	X1	<p>Nr. dx dy l >° 1 -1.16 0.29 1.20 -166 2 4.13 0.00 4.13 -104 3 -0.12 -0.48 0.50</p>	16.36	62.986	
35	4	25	2.01	7	X1	<p>Nr. dx dy l >° 1 -0.12 -0.48 0.50 104 2 1.40 0.00 1.40 90 3 -0.00 0.30 0.30</p>	8.04	30.954	
36	14	10	1.31	4	D2		18.34	11.316	
37	39	8	1.00	4	A1		39.00	15.405	

Total weight (kg) 2043.038



BAR Pos.	SCHEDULE No.	Steelgrade	Length	D8	D10	D12	D14	D16	D25
1	32	16	3.43*						109.76
2	32	16	3.63*						116.16
3	1	12	3.32			3.32			
4	1	12	3.70			3.70			
5	12	10	3.41		40.92				
6	10	12	3.42*			34.20			
7	4	16	3.46						13.84
8	16	12	3.67*					58.72	
9	3	12	3.28					9.84	
10	3	12	3.74					11.22	
11	2	12	1.95					3.90	
12	6	12	2.00					12.00	
13	58	10	0.93		53.94				
14	23	10	3.11		71.53				
15	18	10	4.21		75.78				
16	26	12	3.11						
17	18	10	4.39					79.02	
18	23	10	3.26					74.98	
19	35	12	3.20					112.00	
20	13	10	1.46					18.98	
21	2	10	2.50					5.00	
22	2	10	3.37					6.74	
23	40	12	3.38					135.20	
24	18	12	2.97					53.46	
25	18	10	2.95*		53.10				
26	32	12	1.68					53.76	
27	8	12	1.53*					12.24	
28	6	12	3.88					23.28	
29	8	14	3.57*						
30	2	14	4.53				28.56		
31	2	25	4.60				9.06		
32	3	25	2.47						13.80
33	2	25	4.17						7.41
34	2	25	2.09						8.34
35	3	12	2.20						4.18
36	10	14	2.00						
37	8	10	1.31		10.48		20.00		
38	17	8	1.00	17.00					

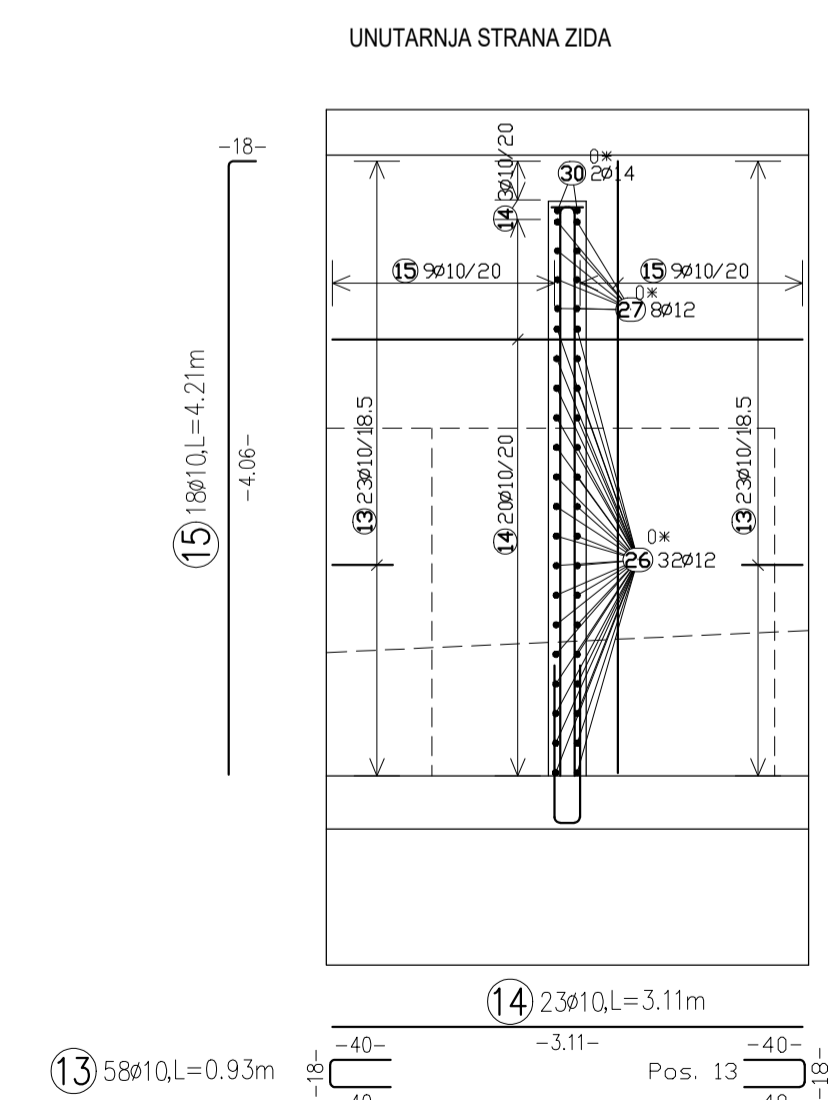
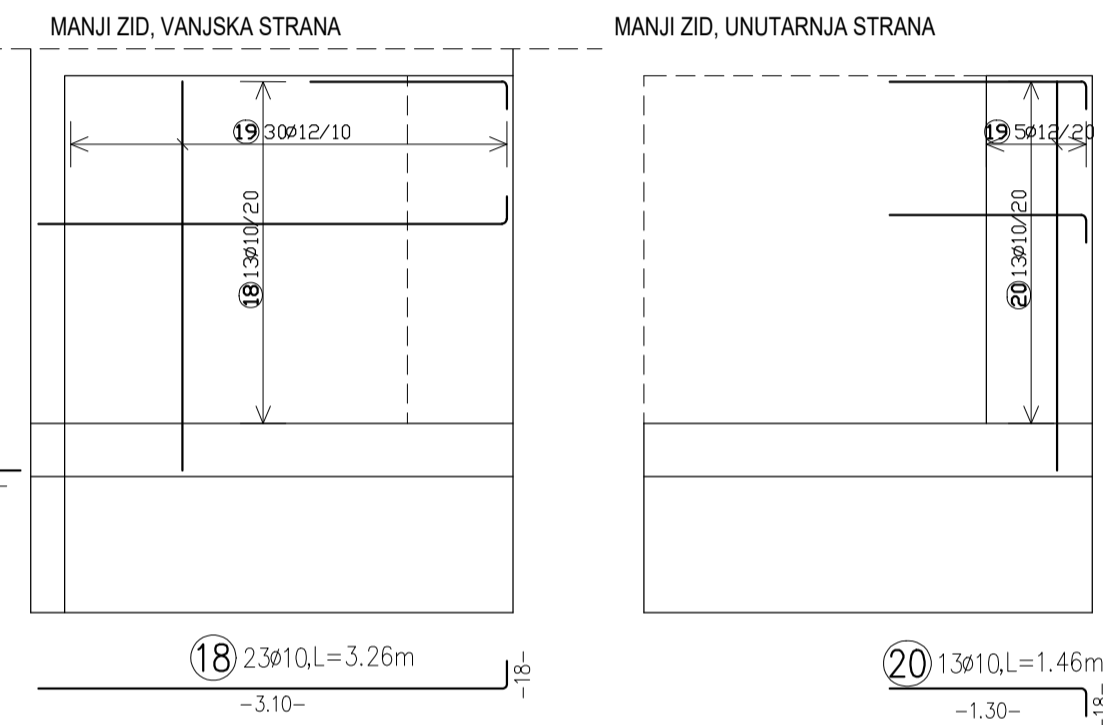
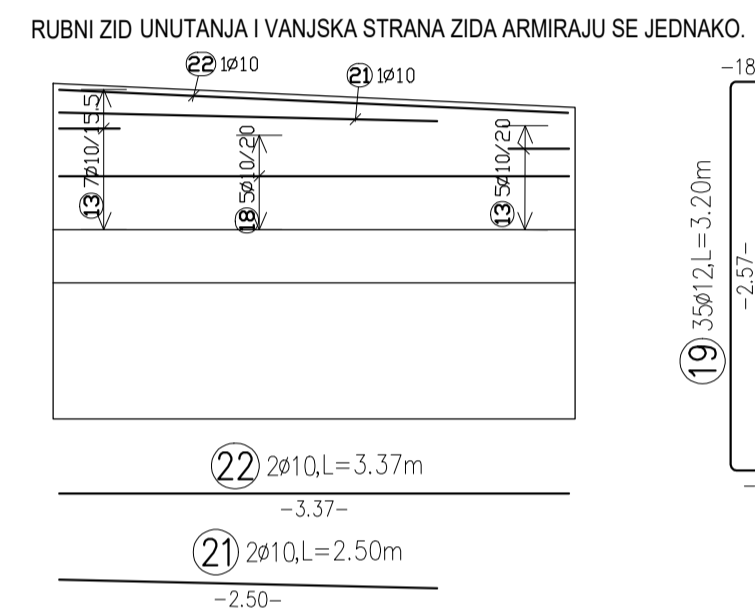
* = in overage

Total lengths	D8	D10	D12	D14	D16	D25
17.00	490.47	614.30	57.62	239.76	33.73	
kg / m	0.395	0.617	0.888	1.210	1.580	3.850
kg / d	6.715	302.620	545.498	69.720	378.821	129.860

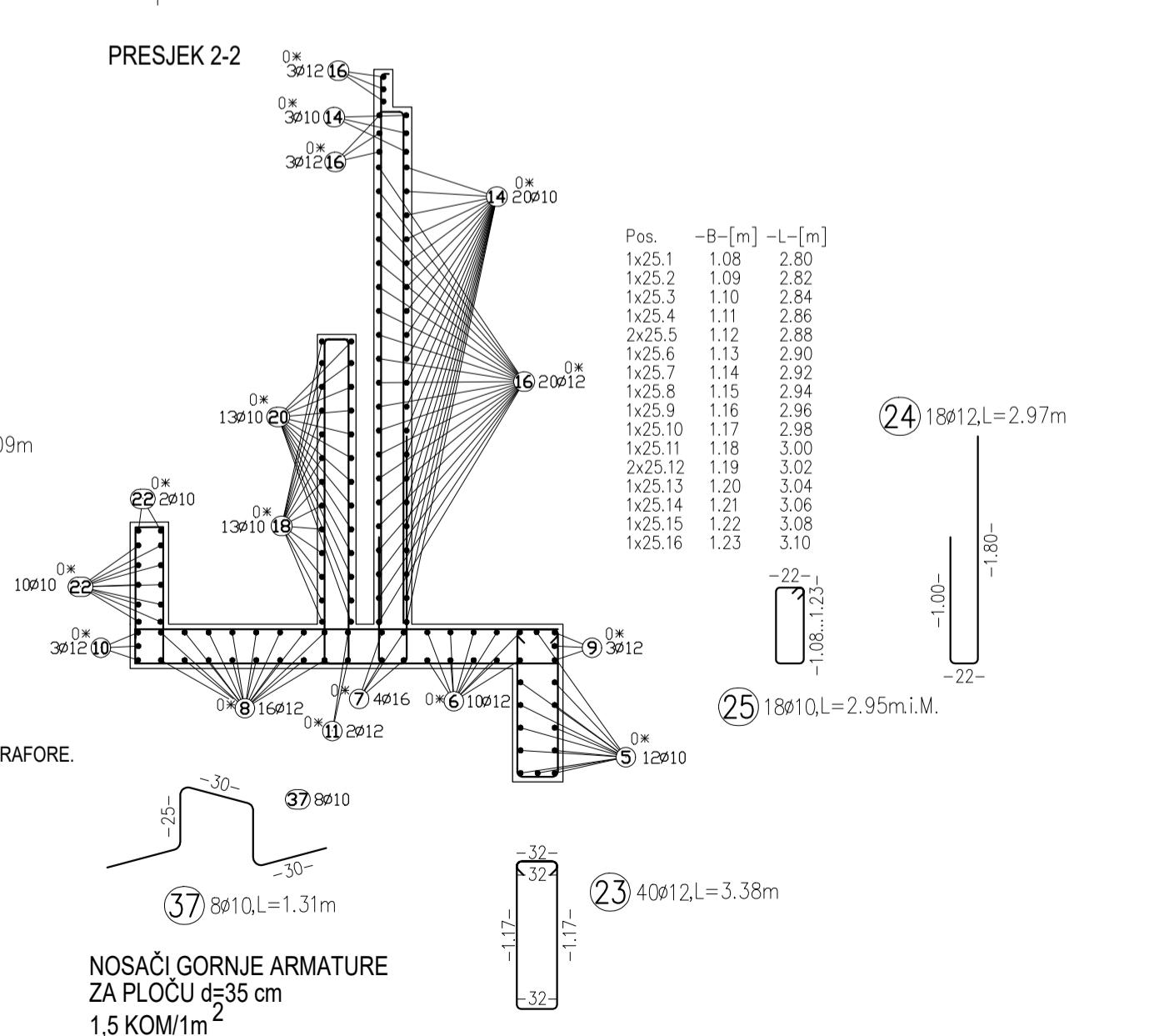
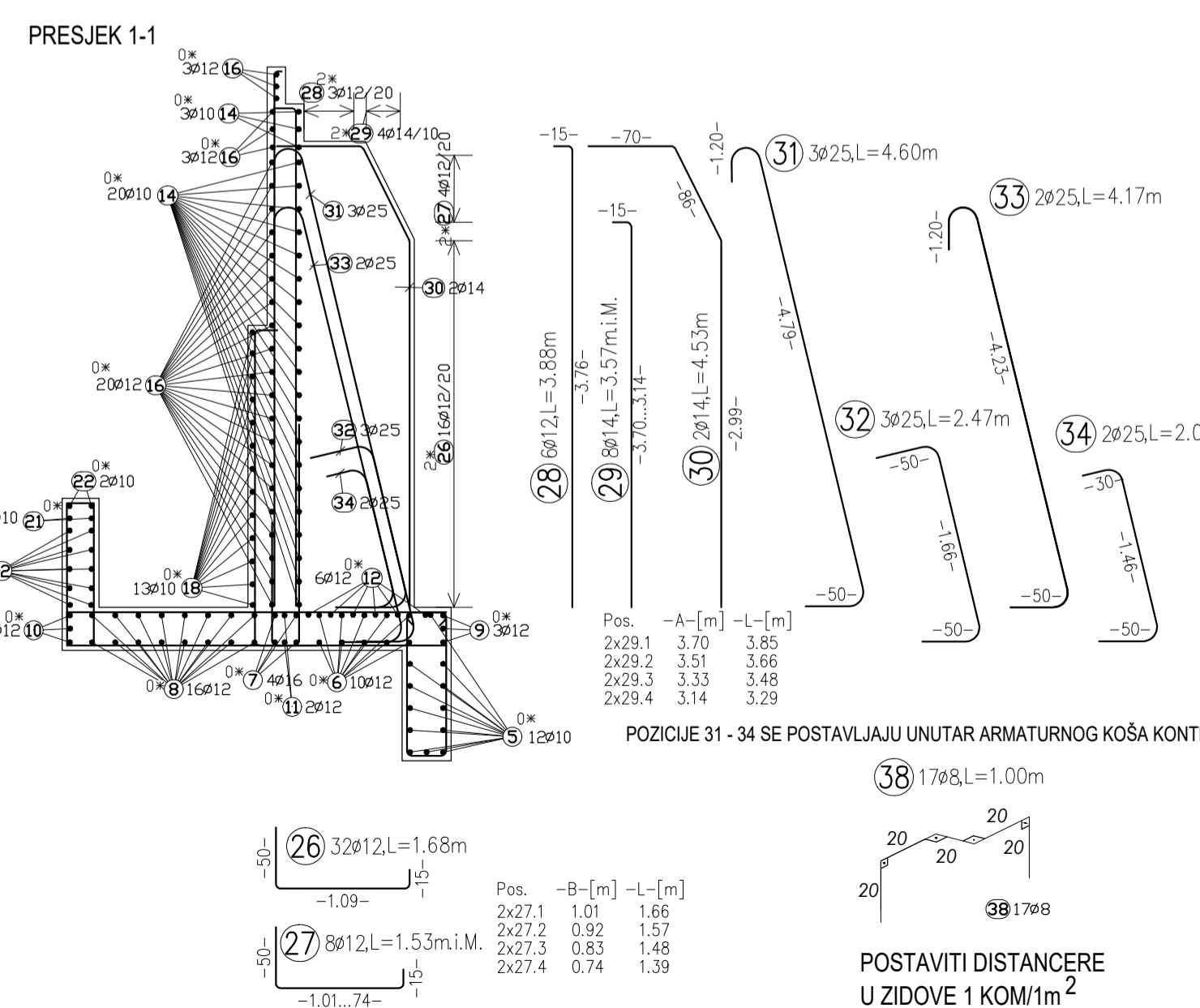
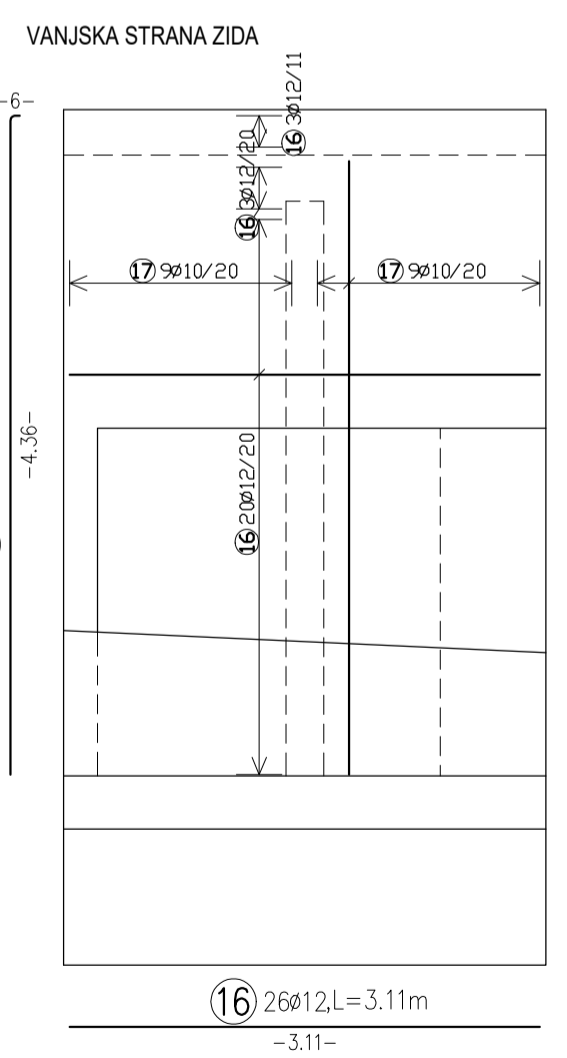
Total weight (kg) 1433.234



KUKA SE POSTAVLJAJU VERTIKALNO. POZICIJE 5, 6, 7, 19 SU LUČNO ZAKRIVLJENE U HORIZONTALNOJ RAVNINI.



POZICIJE 14 I 16 SU LUČNO ZAKRIVLJENE U HORIZONTALNOJ RAVNINI.



REKONSTRUKCIJA ULICE DR. FRANJE TUĐMANA U ZADRU - 3. DIONICA (od stac. 0+781,18 do stac. 1+244,65)

ARMATURA POTPORNOG ZIDA 11

1:50
c=4 cm
B500B, C35/45

POTREBNO JE IZVESTI BARBAKANE PROMJERA Ø120.00mm. IZVODE SE NA 20.0cm IZNAD KOTE PROJEKTIRANOG GOTOVO UREĐENOG TERENA. BARBAKANE U KONTRAFORAMA SE IZVODE 5cm OD RUBA ZIDA.

POTPORNI ZID IZVODI SE NA NASIPU.

D&Z		D&Z d.o.o. PROJECTING - CONSULTING - ENGINEERING Jerolima Vidulića 7, Zadar, tel.023/22 08 60 E - mail: info@d-and-z.hr		INVESTITOR	GRAD ZADAR Narodni trg 1, 23000 Zadar
PROJEKTANT	ANTE UGLEŠIĆ dipl.ing.grad. <i>Ante Uglješić</i>	GRABEVINA	ARMATURA POTPORNOG ZIDA 11	FAZA	izvedbeni
PROJEKTANT SURADNIK	NIKOLINA UGLEŠIĆ mag.ing.aedif. <i>Nikolina Uglješić</i>	MIJERILO	1:50	TEHNIČKI DNEVNIK	2013
SURADNIK		DATUM	lipanj 2020.	BROJ NACRTA	11
				ZAJEDNIČKA OZNAKA	I.O. 11704-3

Project: 2013 REKONSTRUKCIJA ULICE DR. FRANJE TUĐMANA U ZADRU – 3. DIONICA

/ 11

Project data

Title : REKONSTRUKCIJA ULICE DR. FRANJE TUĐMANA U ZADRU – 3. DIONICA
 Content : POTPORNI ZID 11
 Plan No. : 11

All total length of bar profiles axial length

B A R S C H E D U L E Steelgrade: 500S

Pos.	No.	d	Length	D8	D10	D12	D14	D16	D25
1	32	16	3.43*					109.76	
2	32	16	3.63*					116.16	
3	1	12	3.32			3.32			
4	1	12	3.70			3.70			
5	12	10	3.41		40.92				
6	10	12	3.42*			34.20			
7	4	16	3.46					13.84	
8	16	12	3.67*			58.72			
9	3	12	3.28			9.84			
10	3	12	3.74			11.22			
11	2	12	1.95			3.90			
12	6	12	2.00			12.00			
13	58	10	0.93		53.94				
14	23	10	3.11		71.53				
15	18	10	4.21		75.78				
16	26	12	3.11			80.86			
17	18	10	4.39		79.02				
18	23	10	3.26		74.98				
19	35	12	3.20			112.00			
20	13	10	1.46		18.98				
21	2	10	2.50		5.00				
22	2	10	3.37		6.74				
23	40	12	3.38			135.20			
24	18	12	2.97			53.46			
25	18	10	2.95*		53.10				
26	32	12	1.68			53.76			
27	8	12	1.53*			12.24			
28	6	12	3.88			23.28			
29	8	14	3.57*				28.56		
30	2	14	4.53				9.06		
31	3	25	4.60						13.80
32	3	25	2.47						7.41
33	2	25	4.17						8.34
34	2	25	2.09						4.18
35	3	12	2.20			6.60			
36	10	14	2.00				20.00		
37	8	10	1.31		10.48				
38	17	8	1.00	17.00					

* = in average

Total lengths		17.00	490.47	614.30	57.62	239.76	33.73					
kg / m	D8	0.395	D10	0.617	D12	0.888	D14	1.210	D16	1.580	D25	3.850
kg / d		6.715	302.620	545.498	69.720	378.821	129.860					

Total weight (kg) 1433.234

Project: 2013 REKONSTRUKCIJA ULICE DR. FRANJE TUĐMANA U ZADRU – 3. DIONICA

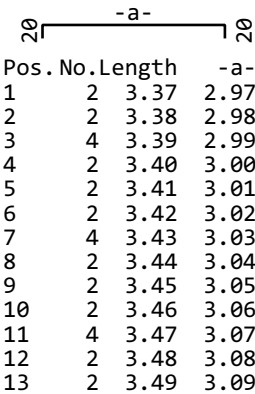
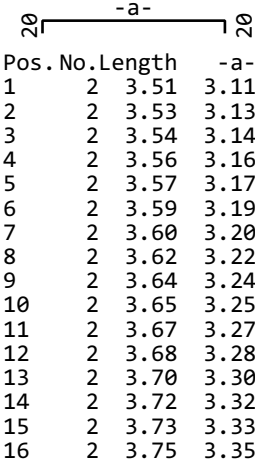
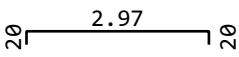
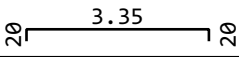
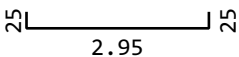
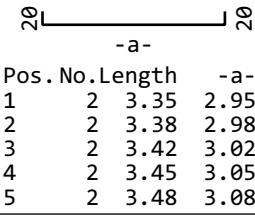
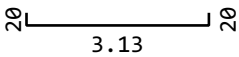
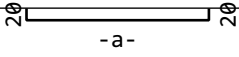
/ 11

Project data

Title : REKONSTRUKCIJA ULICE DR. FRANJE TUĐMANA U ZADRU – 3. DIONICA

Content : POTPORNI ZID 11


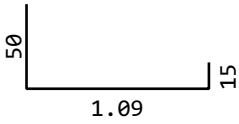
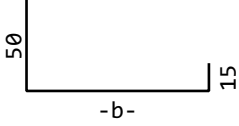
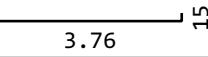
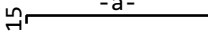
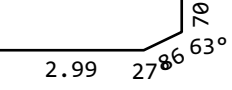
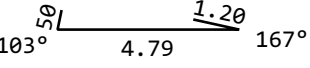
Plan No. : 11

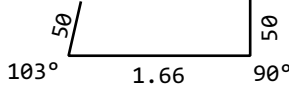
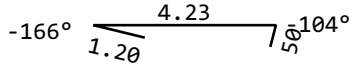
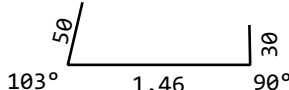
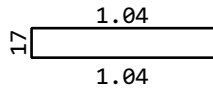

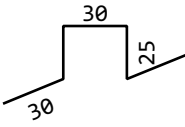
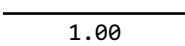
B E N D I N G S C H E D U L E Steelgrade: 500S																																																																												
Pos.	No.	d	Length	dbr ds	Type	shape code	Tot.L	Weight kg																																																																				
1	32	16	--	4	A1	 <table border="1"> <thead> <tr> <th>Pos.</th> <th>No.</th> <th>Length</th> <th>-a-</th> </tr> </thead> <tbody> <tr><td>1</td><td>2</td><td>3.37</td><td>2.97</td></tr> <tr><td>2</td><td>2</td><td>3.38</td><td>2.98</td></tr> <tr><td>3</td><td>4</td><td>3.39</td><td>2.99</td></tr> <tr><td>4</td><td>2</td><td>3.40</td><td>3.00</td></tr> <tr><td>5</td><td>2</td><td>3.41</td><td>3.01</td></tr> <tr><td>6</td><td>2</td><td>3.42</td><td>3.02</td></tr> <tr><td>7</td><td>4</td><td>3.43</td><td>3.03</td></tr> <tr><td>8</td><td>2</td><td>3.44</td><td>3.04</td></tr> <tr><td>9</td><td>2</td><td>3.45</td><td>3.05</td></tr> <tr><td>10</td><td>2</td><td>3.46</td><td>3.06</td></tr> <tr><td>11</td><td>4</td><td>3.47</td><td>3.07</td></tr> <tr><td>12</td><td>2</td><td>3.48</td><td>3.08</td></tr> <tr><td>13</td><td>2</td><td>3.49</td><td>3.09</td></tr> </tbody> </table>	Pos.	No.	Length	-a-	1	2	3.37	2.97	2	2	3.38	2.98	3	4	3.39	2.99	4	2	3.40	3.00	5	2	3.41	3.01	6	2	3.42	3.02	7	4	3.43	3.03	8	2	3.44	3.04	9	2	3.45	3.05	10	2	3.46	3.06	11	4	3.47	3.07	12	2	3.48	3.08	13	2	3.49	3.09	109.76	173.421												
Pos.	No.	Length	-a-																																																																									
1	2	3.37	2.97																																																																									
2	2	3.38	2.98																																																																									
3	4	3.39	2.99																																																																									
4	2	3.40	3.00																																																																									
5	2	3.41	3.01																																																																									
6	2	3.42	3.02																																																																									
7	4	3.43	3.03																																																																									
8	2	3.44	3.04																																																																									
9	2	3.45	3.05																																																																									
10	2	3.46	3.06																																																																									
11	4	3.47	3.07																																																																									
12	2	3.48	3.08																																																																									
13	2	3.49	3.09																																																																									
2	32	16	--	4	A1	 <table border="1"> <thead> <tr> <th>Pos.</th> <th>No.</th> <th>Length</th> <th>-a-</th> </tr> </thead> <tbody> <tr><td>1</td><td>2</td><td>3.51</td><td>3.11</td></tr> <tr><td>2</td><td>2</td><td>3.53</td><td>3.13</td></tr> <tr><td>3</td><td>2</td><td>3.54</td><td>3.14</td></tr> <tr><td>4</td><td>2</td><td>3.56</td><td>3.16</td></tr> <tr><td>5</td><td>2</td><td>3.57</td><td>3.17</td></tr> <tr><td>6</td><td>2</td><td>3.59</td><td>3.19</td></tr> <tr><td>7</td><td>2</td><td>3.60</td><td>3.20</td></tr> <tr><td>8</td><td>2</td><td>3.62</td><td>3.22</td></tr> <tr><td>9</td><td>2</td><td>3.64</td><td>3.24</td></tr> <tr><td>10</td><td>2</td><td>3.65</td><td>3.25</td></tr> <tr><td>11</td><td>2</td><td>3.67</td><td>3.27</td></tr> <tr><td>12</td><td>2</td><td>3.68</td><td>3.28</td></tr> <tr><td>13</td><td>2</td><td>3.70</td><td>3.30</td></tr> <tr><td>14</td><td>2</td><td>3.72</td><td>3.32</td></tr> <tr><td>15</td><td>2</td><td>3.73</td><td>3.33</td></tr> <tr><td>16</td><td>2</td><td>3.75</td><td>3.35</td></tr> </tbody> </table>	Pos.	No.	Length	-a-	1	2	3.51	3.11	2	2	3.53	3.13	3	2	3.54	3.14	4	2	3.56	3.16	5	2	3.57	3.17	6	2	3.59	3.19	7	2	3.60	3.20	8	2	3.62	3.22	9	2	3.64	3.24	10	2	3.65	3.25	11	2	3.67	3.27	12	2	3.68	3.28	13	2	3.70	3.30	14	2	3.72	3.32	15	2	3.73	3.33	16	2	3.75	3.35	116.16	183.533
Pos.	No.	Length	-a-																																																																									
1	2	3.51	3.11																																																																									
2	2	3.53	3.13																																																																									
3	2	3.54	3.14																																																																									
4	2	3.56	3.16																																																																									
5	2	3.57	3.17																																																																									
6	2	3.59	3.19																																																																									
7	2	3.60	3.20																																																																									
8	2	3.62	3.22																																																																									
9	2	3.64	3.24																																																																									
10	2	3.65	3.25																																																																									
11	2	3.67	3.27																																																																									
12	2	3.68	3.28																																																																									
13	2	3.70	3.30																																																																									
14	2	3.72	3.32																																																																									
15	2	3.73	3.33																																																																									
16	2	3.75	3.35																																																																									
3	1	12	3.32	4	A1		3.32	2.948																																																																				
4	1	12	3.70	4	A1		3.70	3.286																																																																				
5	12	10	3.41	4	A1		40.92	25.248																																																																				
6	10	12	--	4	A1	 <table border="1"> <thead> <tr> <th>Pos.</th> <th>No.</th> <th>Length</th> <th>-a-</th> </tr> </thead> <tbody> <tr><td>1</td><td>2</td><td>3.35</td><td>2.95</td></tr> <tr><td>2</td><td>2</td><td>3.38</td><td>2.98</td></tr> <tr><td>3</td><td>2</td><td>3.42</td><td>3.02</td></tr> <tr><td>4</td><td>2</td><td>3.45</td><td>3.05</td></tr> <tr><td>5</td><td>2</td><td>3.48</td><td>3.08</td></tr> </tbody> </table>	Pos.	No.	Length	-a-	1	2	3.35	2.95	2	2	3.38	2.98	3	2	3.42	3.02	4	2	3.45	3.05	5	2	3.48	3.08	34.20	30.370																																												
Pos.	No.	Length	-a-																																																																									
1	2	3.35	2.95																																																																									
2	2	3.38	2.98																																																																									
3	2	3.42	3.02																																																																									
4	2	3.45	3.05																																																																									
5	2	3.48	3.08																																																																									
7	4	16	3.46	4	A1		13.84	21.867																																																																				
8	16	12	--	4	A1		58.72	52.143																																																																				

Project: 2013 REKONSTRUKCIJA ULICE DR. FRANJE TUĐMANA U ZADRU - 3. DIONICA

/ 11

B E N D I N G S C H E D U L E Steelgrade: 500S								
Pos.	No.	d	Length	dbr. ds	Type	shape code	Tot.L	Weight kg
8						Pos.No.Length -a- 1 2 3.75 3.35 2 2 3.73 3.33 3 2 3.70 3.30 4 2 3.68 3.28 5 2 3.66 3.26 6 2 3.64 3.24 7 2 3.61 3.21 8 2 3.59 3.19		
9	3	12	3.28	4	A1		9.84	8.738
10	3	12	3.74	4	A1		11.22	9.963
11	2	12	1.95	4	A1		3.90	3.463
12	6	12	2.00	4	A1		12.00	10.656
13	58	10	0.93	4	A3		53.94	33.281
14	23	10	3.11	4	A1		71.53	44.134
15	18	10	4.21	4	A2		75.78	46.756
16	26	12	3.11	4	A1		80.86	71.804
17	18	10	4.39	4	A2		79.02	48.755
18	23	10	3.26	4	A1		74.98	46.263
19	35	12	3.20	4	A2		112.00	99.456
20	13	10	1.46	4	A1		18.98	11.711
21	2	10	2.50	4	A1		5.00	3.085
22	2	10	3.37	4	A1		6.74	4.159
23	40	12	3.38	4	A4		135.20	120.058
24	18	12	2.97	4	A3		53.46	47.472

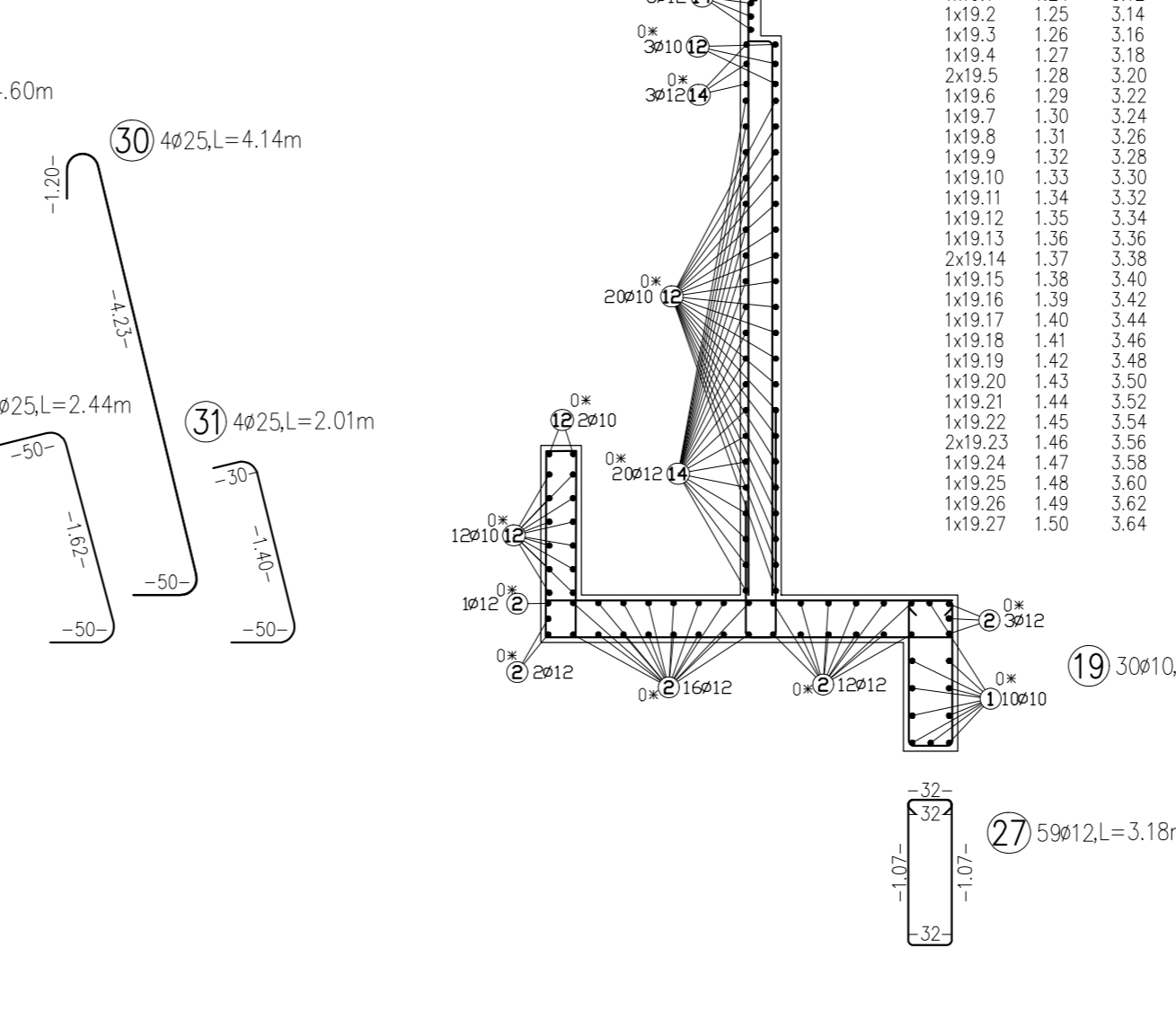
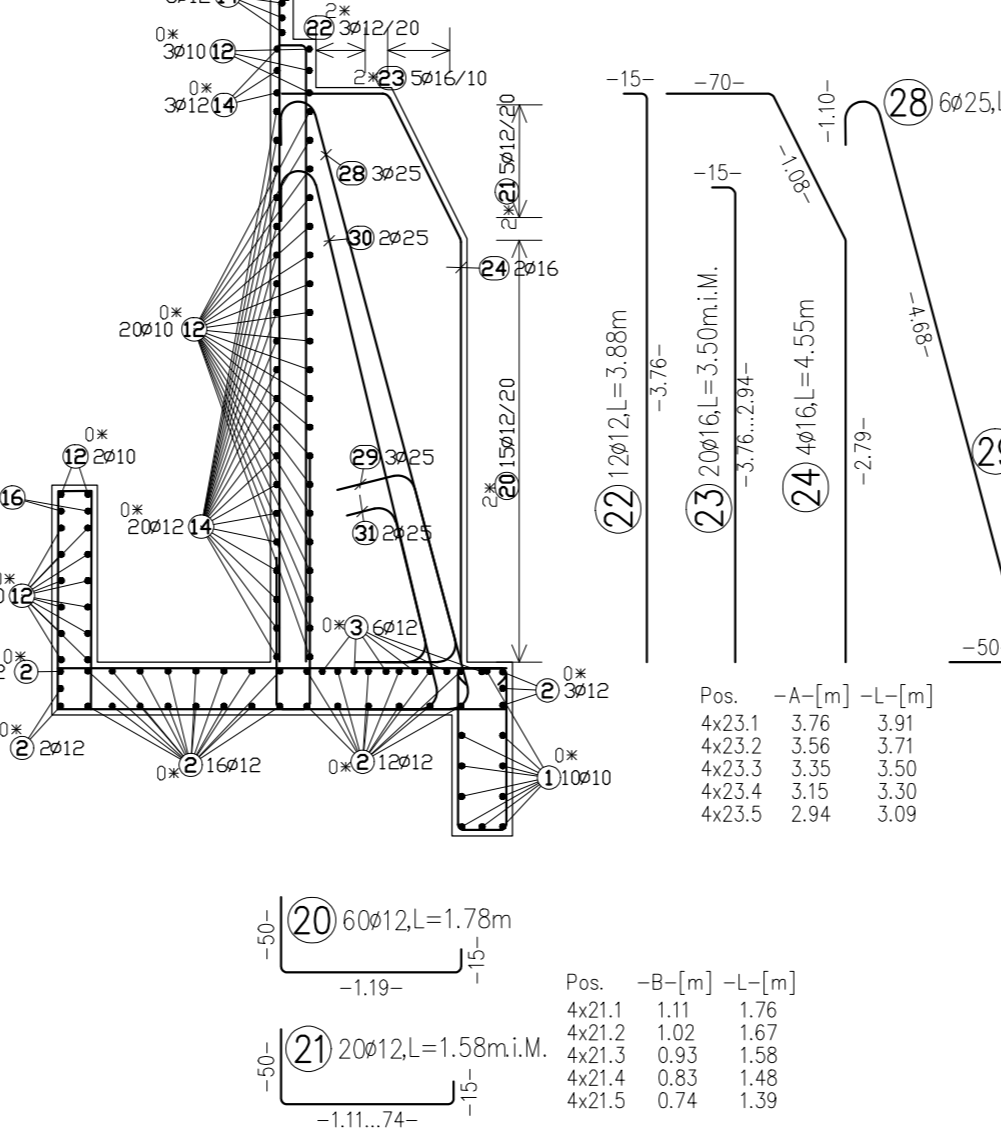
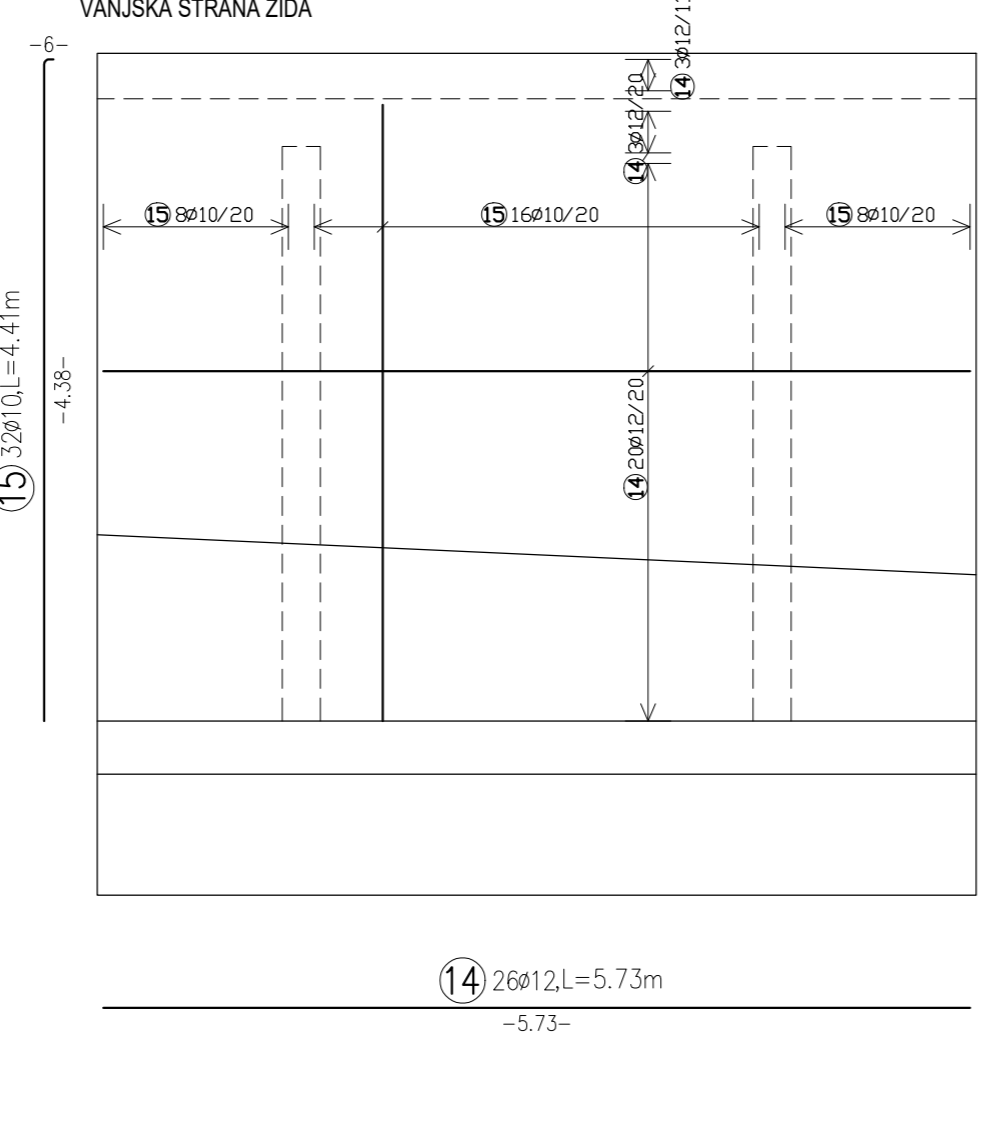
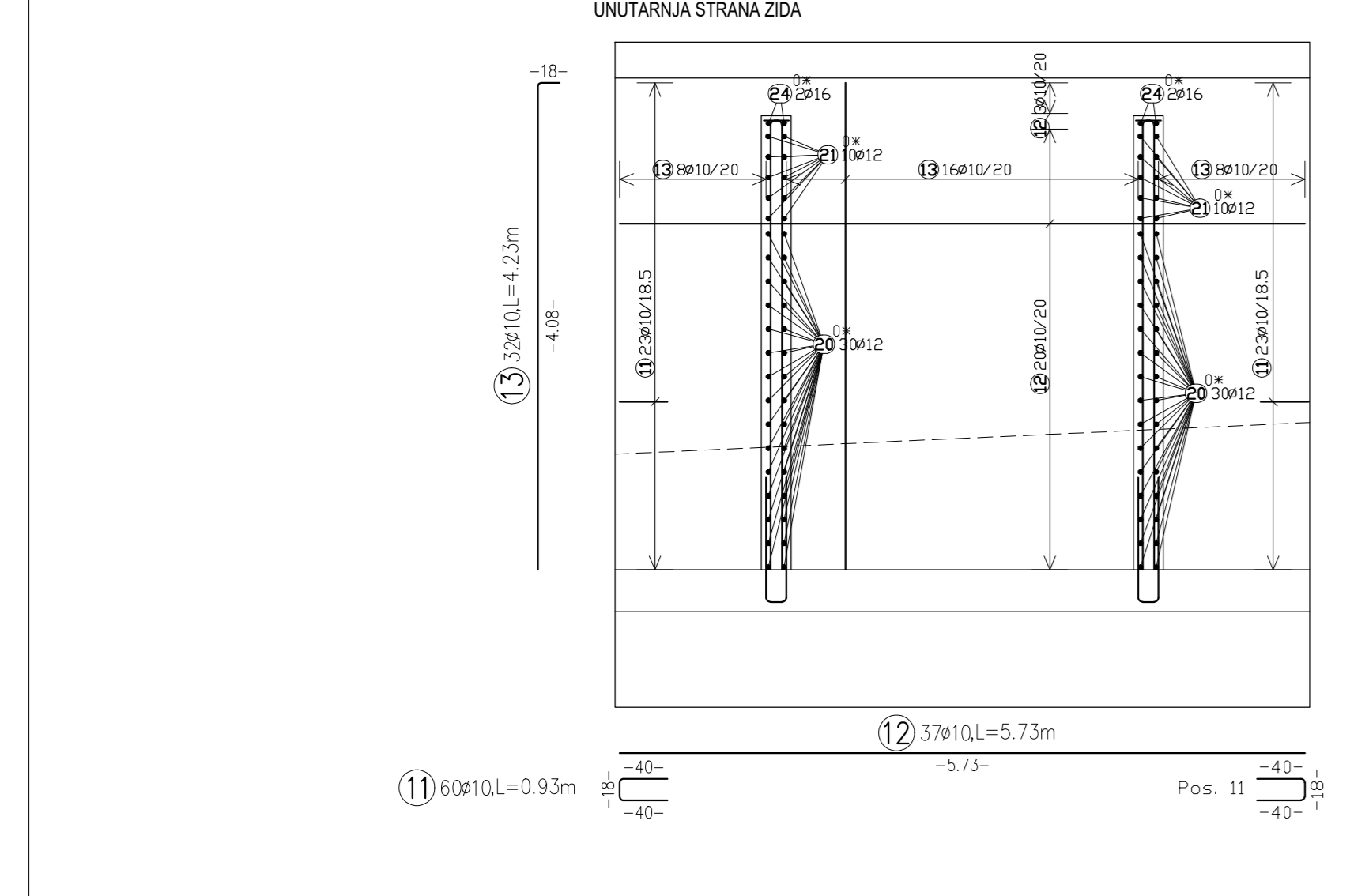
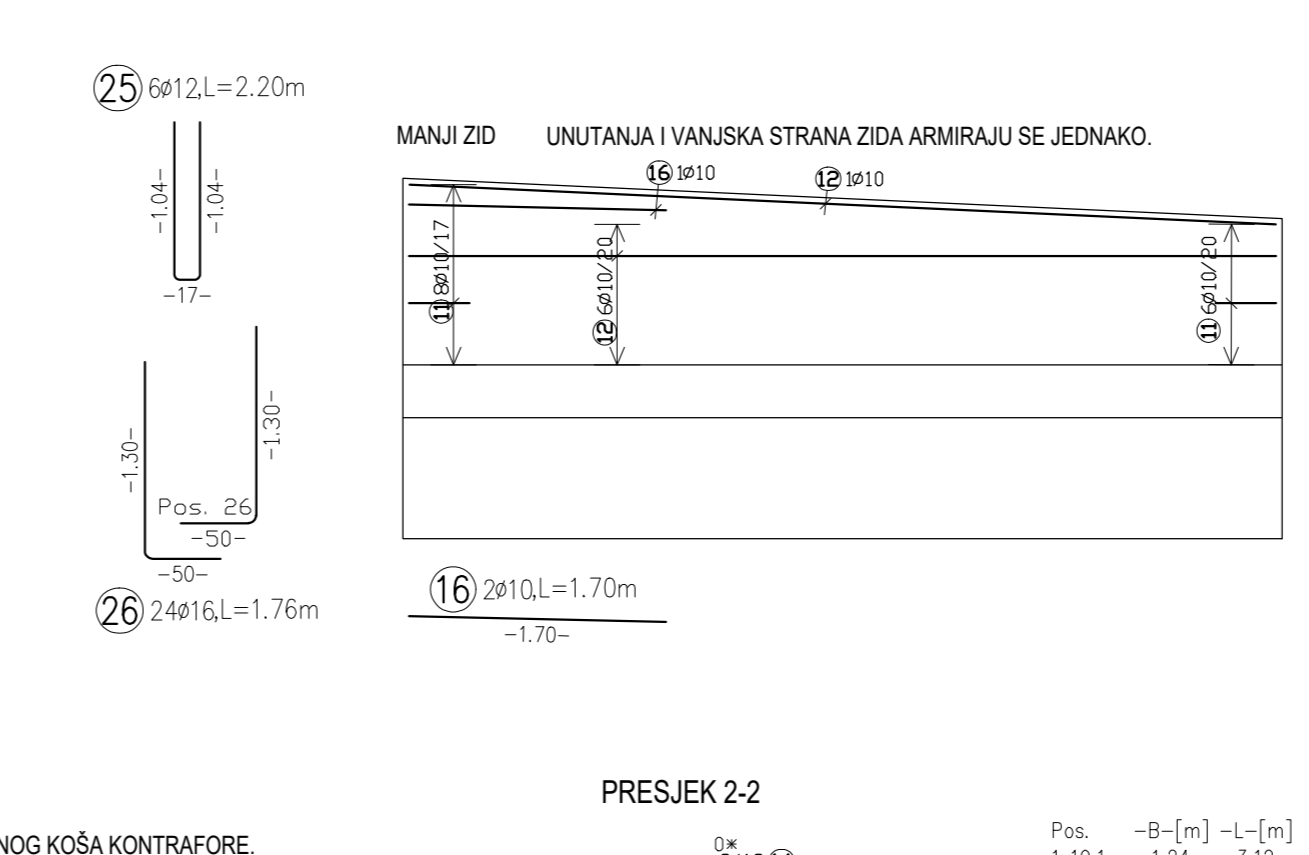
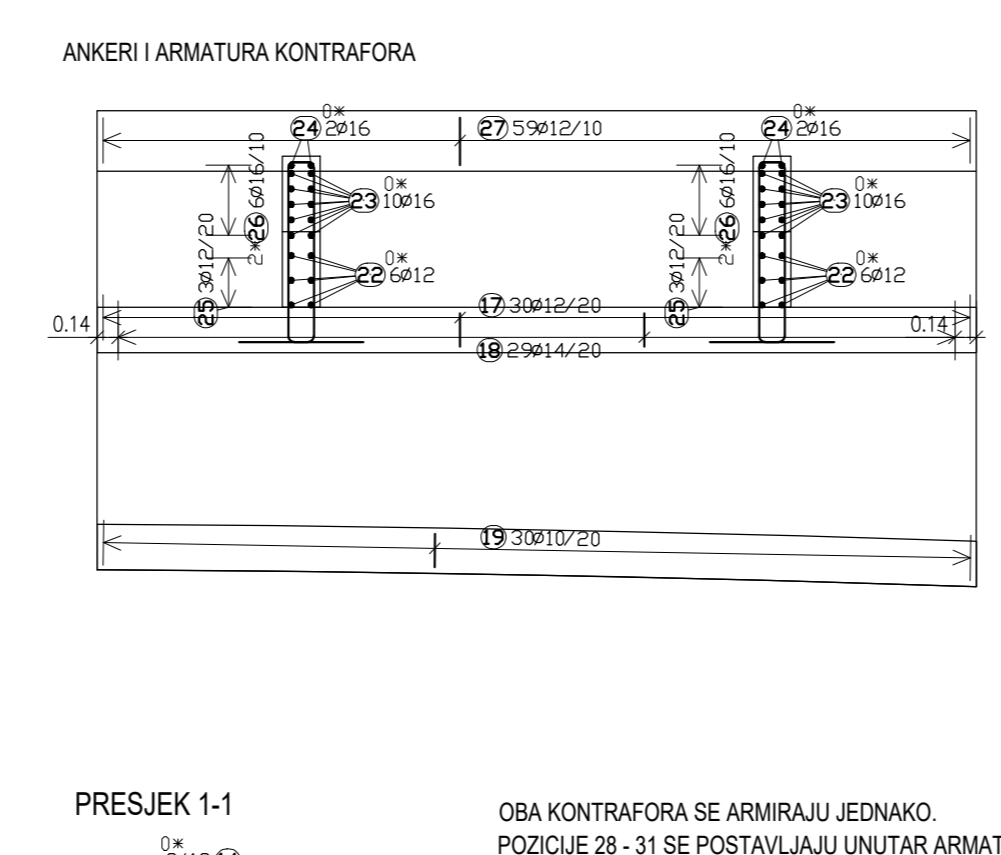
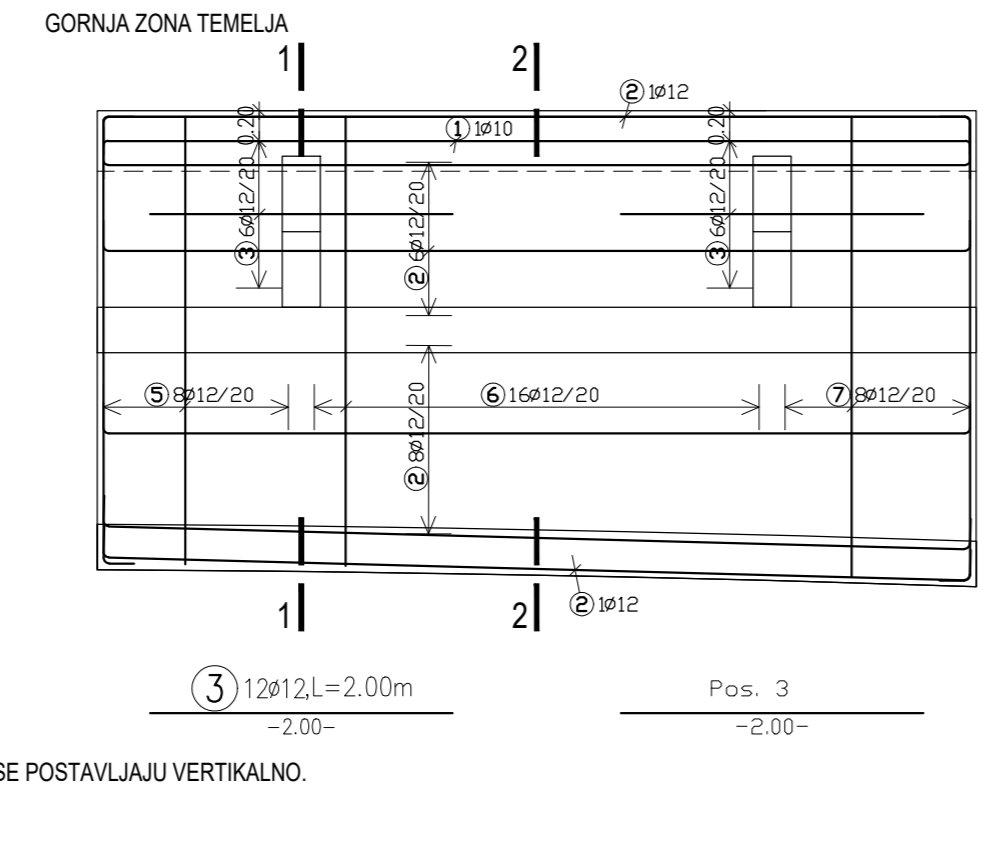
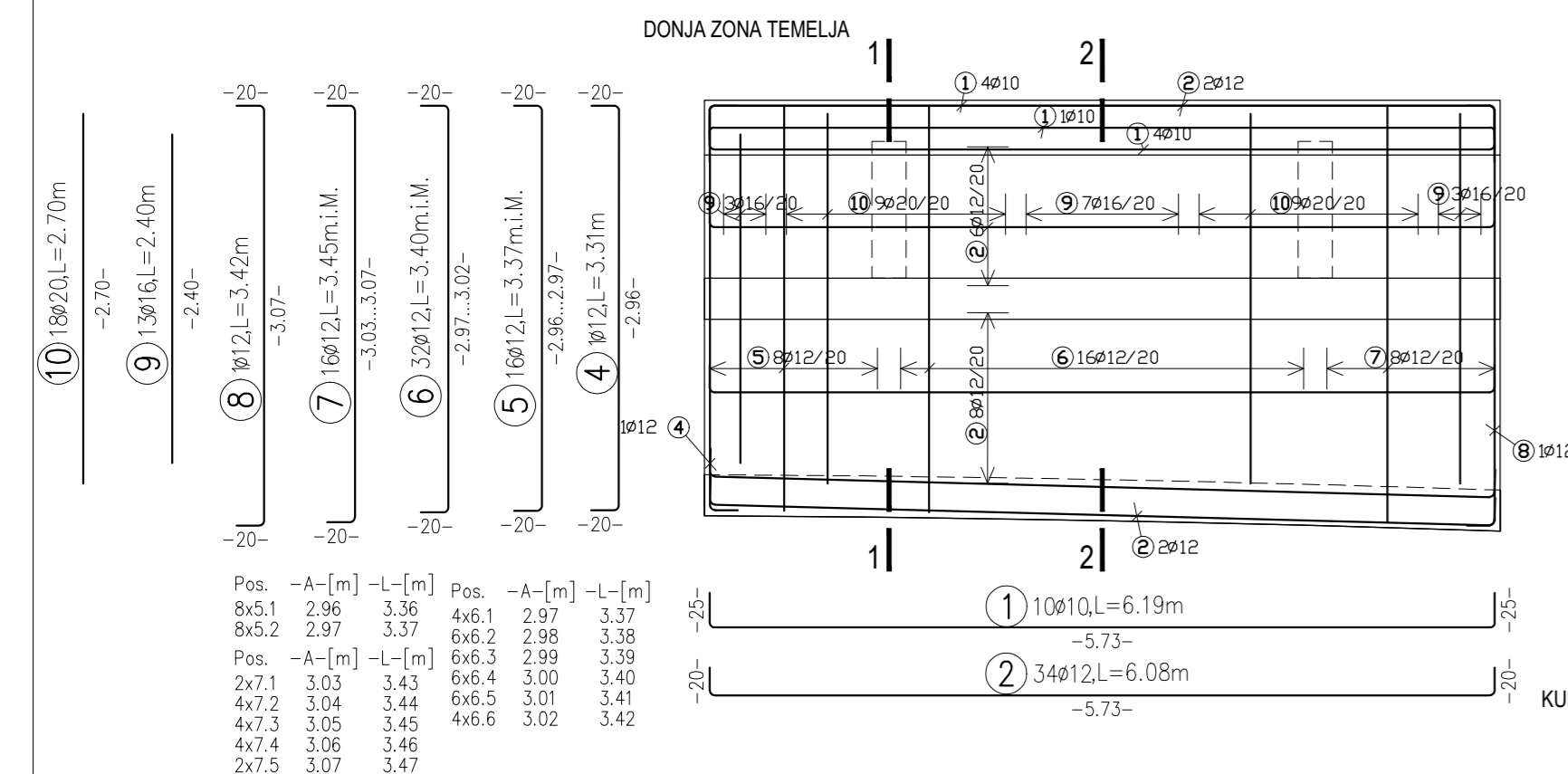
B E N D I N G S C H E D U L E Steelgrade: 500S								
Pos.	No.	d	Length	dbr. ds	Type	shape code	Tot.L	Weight kg
25	18	10	--	4	B1	Hooklength=10.0  Pos. No. Length -b- 1 1 2.80 1.08 2 1 2.82 1.09 3 1 2.84 1.10 4 1 2.86 1.11 5 2 2.88 1.12 6 1 2.90 1.13 7 1 2.92 1.14 8 1 2.94 1.15 9 1 2.96 1.16 10 1 2.98 1.17 11 1 3.00 1.18 12 2 3.02 1.19 13 1 3.04 1.20 14 1 3.06 1.21 15 1 3.08 1.22 16 1 3.10 1.23	53.10	32.763
26	32	12	1.68	4	A2		53.76	47.739
27	8	12	--	4	A2	 Pos. No. Length -b- 1 2 1.66 1.01 2 2 1.57 0.92 3 2 1.48 0.83 4 2 1.39 0.74	12.24	10.869
28	6	12	3.88	4	A1		23.28	20.673
29	8	14	--	4	A1	 Pos. No. Length -a- 1 2 3.85 3.70 2 2 3.66 3.51 3 2 3.48 3.33 4 2 3.29 3.14	28.56	34.558
30	2	14	4.53	4	X1	 Nr. dx dy l >° 1 2.99 0.00 2.99 27 2 0.77 0.39 0.86 63 3 0.00 0.70 0.70	9.06	10.963
31	3	25	4.60	7	X1	 Nr. dx dy l >° 1 -0.12 -0.49 0.50 103 2 4.79 0.00 4.79 167 3 -1.17 0.26 1.20	13.80	53.130

B E N D I N G S C H E D U L E Steelgrade: 500S								
Pos.	No.	d	Length	dbr. ds	Type	shape code	Tot.L	Weight kg
32	3	25	2.47	7	X1	 <p>Nr. dx dy l >° 1 -0.12 -0.48 0.50 103 2 1.66 0.00 1.66 90 3 0.00 0.50 0.50</p>	7.41	28.528
33	2	25	4.17	7	X1	 <p>Nr. dx dy l >° 1 -1.16 0.28 1.20 -166 2 4.23 0.00 4.23 -104 3 -0.12 -0.48 0.50</p>	8.34	32.109
34	2	25	2.09	7	X1	 <p>Nr. dx dy l >° 1 -0.12 -0.49 0.50 103 2 1.46 0.00 1.46 90 3 -0.00 0.30 0.30</p>	4.18	16.093
35	3	12	2.20	4	A3		6.60	5.861
36	10	14	2.00	4	A2		20.00	24.200
37	8	10	1.31	4	D2		10.48	6.466
38	17	8	1.00	4	A1		17.00	6.715

Total weight (kg) 1433.235

REKONSTRUKCIJA ULICE DR. FRANJE TUĐMANA U ZADRU - 3. DIONICA (od stac. 0+781,18 do stac. 1+244,65)

ARMATURA POTPORNOG ZIDA 12
1:50
c=4 cm
B500B, C35/45



BAR SCHEDULE Steelgrade: 500S

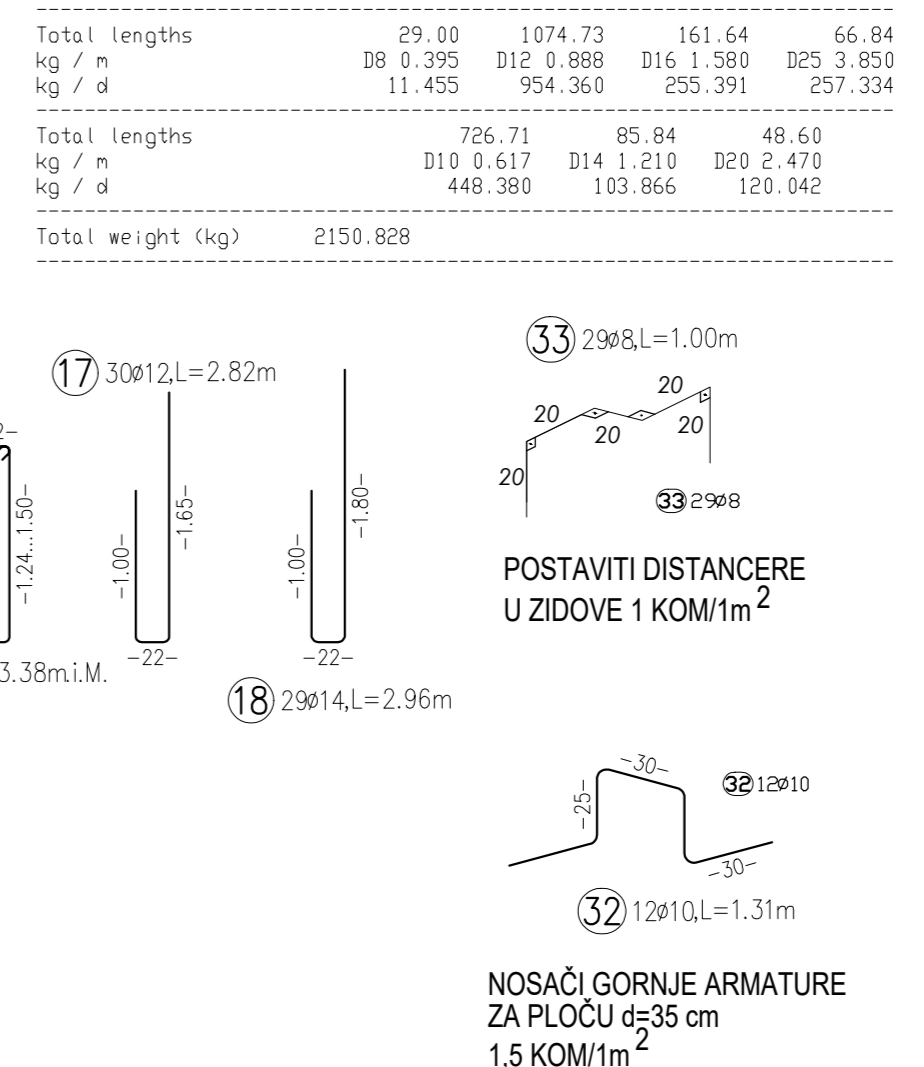
Pos.	No.	d	Length	D8	D10	D12	D14	D16	D20	D25
1	10	10	6.19		61.90					
2	34	12	6.08		206.72					
3	12	12	2.00		24.00					
4	1	12	3.31		3.31					
5	16	12	3.37*		53.92					
7	32	12	3.40*		108.80					
8	16	12	3.45*		55.20					
9	1	12	3.42		3.42					
10	13	16	2.40				31.20			
11	18	20	2.70						48.60	
12	37	10	5.73		55.80					
13	32	10	4.23		212.01					
14	26	12	5.73		135.36					
15	32	10	4.41		148.98					
16	2	10	1.70		141.12					
17	30	12	2.82		3.40					
18	29	14	2.96		84.60					
19	30	10	3.38*		85.84					
20	60	12	1.78		101.40					
21	20	12	1.58*		106.80					
22	12	12	3.88		31.60					
23	20	16	3.50*		46.56					
24	4	16	4.55							
25	6	12	2.20			13.20				
26	24	16	1.76							
27	59	12	3.18							
28	6	25	4.60							27.60
29	6	25	2.44							14.64
30	4	25	4.14							16.56
31	4	25	2.01							8.04
32	12	10	1.31		15.72					
33	29	8	1.00		29.00					

* = in average

Total lengths	D8	D10	D12	D14	D16	D20	D25
kg / m	29.00	1074.73	161.64	66.84			
kg / d	0.395	0.888	1.580	3.850			
	11.455	954.360	255.391	257.334			

Total lengths	D10	D14	D20
kg / m	726.71	85.84	48.60
kg / d	0.617	1.210	2.470
	448.380	103.866	120.042

Total weight (kg) 2150.828



POTREBNO JE IZVESTI BARBAKANE PROMJERA Ø120.00mm. IZVODE SE NA 20.0cm IZNAD KOTE PROJEKTIRANOG GOTOVO UREĐENOG TERENA. BARBAKANE U KONTRAFORAMA SE IZVODE 5cm OD RUBA ZIDA.

POTPORNI ZID IZVODI SE NA NASIPU.

PROJEKTANT	ANTE UGLEŠIĆ dipl.ing.grad. <i>Ante Uglešić</i>	INVESTITOR	GRAD ZADAR Narodni trg 1, 23000 Zadar
		GRAĐEVINA	REKONSTRUKCIJA ULICE DR. FRANJE TUĐMANA U ZADRU - 3. DIONICA
PROJEKTANT SURADNIK	NIKOLINA UGLEŠIĆ mag.ing.aedif. <i>N. Uglešić</i>	SASTAV CRTEŽA	ARMATURA POTPORNOG ZIDA 12
SURADNIK		FAZA	izvedbeni
		ZAJEDNIČKA OZNAKA	I.O. 11704-3
		MJERILO	1:50
		TEHNIČKI DNEVNIK	2013
		DATUM	lipanj 2020.
		BROJ NACRTA	12

Project: 2013 REKONSTRUKCIJA ULICE DR. FRANJE TUĐMANA U ZADRU – 3. DIONICA

/ 12

Project data

Title : REKONSTRUKCIJA ULICE DR. FRANJE TUĐMANA U ZADRU – 3. DIONICA
 Content : POTPORNI ZID 12
 Plan No. : 12

All total length of bar profiles axial length

B A R S C H E D U L E Steelgrade: 500S

Pos.	No.	d	Length	D8	D10	D12	D14	D16	D20	D25
1	10	10	6.19		61.90					
2	34	12	6.08			206.72				
3	12	12	2.00			24.00				
4	1	12	3.31			3.31				
5	16	12	3.37*			53.92				
6	32	12	3.40*			108.80				
7	16	12	3.45*			55.20				
8	1	12	3.42			3.42				
9	13	16	2.40					31.20		
10	18	20	2.70						48.60	
11	60	10	0.93		55.80					
12	37	10	5.73		212.01					
13	32	10	4.23		135.36					
14	26	12	5.73			148.98				
15	32	10	4.41		141.12					
16	2	10	1.70		3.40					
17	30	12	2.82			84.60				
18	29	14	2.96				85.84			
19	30	10	3.38*		101.40					
20	60	12	1.78			106.80				
21	20	12	1.58*			31.60				
22	12	12	3.88			46.56				
23	20	16	3.50*					70.00		
24	4	16	4.55					18.20		
25	6	12	2.20			13.20				
26	24	16	1.76					42.24		
27	59	12	3.18			187.62				
28	6	25	4.60							27.60
29	6	25	2.44							14.64
30	4	25	4.14							16.56
31	4	25	2.01							8.04
32	12	10	1.31		15.72					
33	29	8	1.00	29.00						

* = in average

Total lengths				29.00	1074.73		161.64		66.84	
kg / m				D8 0.395	D12 0.888		D16 1.580		D25 3.850	
kg / d				11.455	954.360		255.391		257.334	

Total lengths					726.71		85.84		48.60	
kg / m					D10 0.617		D14 1.210		D20 2.470	
kg / d					448.380		103.866		120.042	

Total weight (kg) 2150.828

Project: 2013 REKONSTRUKCIJA ULICE DR. FRANJE TUĐMANA U ZADRU - 3. DIONICA

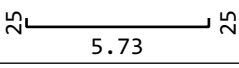
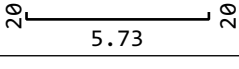
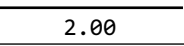
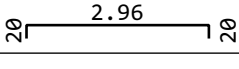
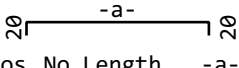
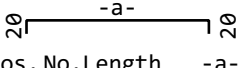
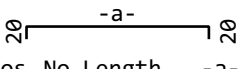
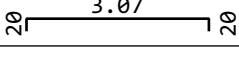
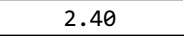
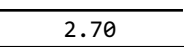
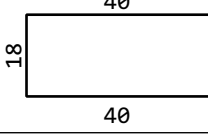
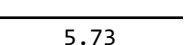

/ 12

Project data

Title : REKONSTRUKCIJA ULICE DR. FRANJE TUĐMANA U ZADRU - 3. DIONICA

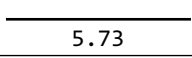
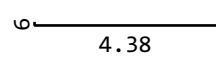
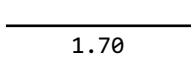
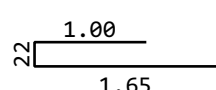
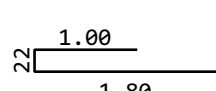
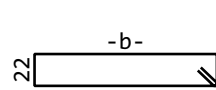


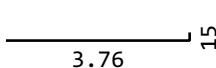
Content : POTPORNI ZID 12

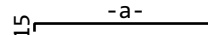
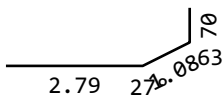

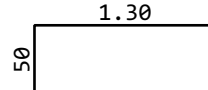

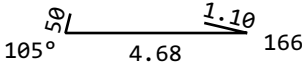

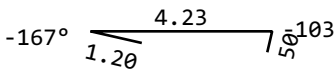
Plan No. : 12

B E N D I N G S C H E D U L E Steelgrade: 500S									
Pos.	No.	d	Length	nbr ds	Type	shape code	Tot.L	Weight kg	
1	10	10	6.19	4	A1		61.90	38.192	
2	34	12	6.08	4	A1		206.72	183.567	
3	12	12	2.00	4	A1		24.00	21.312	
4	1	12	3.31	4	A1		3.31	2.939	
5	16	12	--	4	A1	 Pos.No.Length -a- 1 8 3.36 2.96 2 8 3.37 2.97	53.92	47.881	
6	32	12	--	4	A1	 Pos.No.Length -a- 1 4 3.37 2.97 2 6 3.38 2.98 3 6 3.39 2.99 4 6 3.40 3.00 5 6 3.41 3.01 6 4 3.42 3.02	108.80	96.614	
7	16	12	--	4	A1	 Pos.No.Length -a- 1 2 3.43 3.03 2 4 3.44 3.04 3 4 3.45 3.05 4 4 3.46 3.06 5 2 3.47 3.07	55.20	49.018	
8	1	12	3.42	4	A1		3.42	3.037	
9	13	16	2.40	4	A1		31.20	49.296	
10	18	20	2.70	7	A1		48.60	120.042	
11	60	10	0.93	4	A3		55.80	34.429	
12	37	10	5.73	4	A1		212.01	130.810	
13	32	10	4.23	4	A2		135.36	83.517	

Project: 2013 REKONSTRUKCIJA ULICE DR. FRANJE TUĐMANA U ZADRU - 3. DIONICA

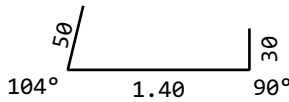
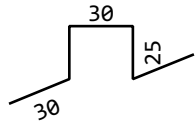
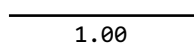
/ 12

B E N D I N G S C H E D U L E Steelgrade: 500S																																																																																																																								
Pos.	No.	d	Length	nbr ds	Type	shape code	Tot.L	Weight kg																																																																																																																
14	26	12	5.73	4	A1		148.98	132.294																																																																																																																
15	32	10	4.41	4	A2		141.12	87.071																																																																																																																
16	2	10	1.70	4	A1		3.40	2.098																																																																																																																
17	30	12	2.82	4	A3		84.60	75.125																																																																																																																
18	29	14	2.96	4	A3		85.84	103.866																																																																																																																
19	30	10	--	4	B1	 <p>Hooklength=10.0</p> <table border="1"> <thead> <tr> <th>Pos.</th> <th>No.</th> <th>Length</th> <th>-b-</th> </tr> </thead> <tbody> <tr><td>1</td><td>1</td><td>3.12</td><td>1.24</td></tr> <tr><td>2</td><td>1</td><td>3.14</td><td>1.25</td></tr> <tr><td>3</td><td>1</td><td>3.16</td><td>1.26</td></tr> <tr><td>4</td><td>1</td><td>3.18</td><td>1.27</td></tr> <tr><td>5</td><td>2</td><td>3.20</td><td>1.28</td></tr> <tr><td>6</td><td>1</td><td>3.22</td><td>1.29</td></tr> <tr><td>7</td><td>1</td><td>3.24</td><td>1.30</td></tr> <tr><td>8</td><td>1</td><td>3.26</td><td>1.31</td></tr> <tr><td>9</td><td>1</td><td>3.28</td><td>1.32</td></tr> <tr><td>10</td><td>1</td><td>3.30</td><td>1.33</td></tr> <tr><td>11</td><td>1</td><td>3.32</td><td>1.34</td></tr> <tr><td>12</td><td>1</td><td>3.34</td><td>1.35</td></tr> <tr><td>13</td><td>1</td><td>3.36</td><td>1.36</td></tr> <tr><td>14</td><td>2</td><td>3.38</td><td>1.37</td></tr> <tr><td>15</td><td>1</td><td>3.40</td><td>1.38</td></tr> <tr><td>16</td><td>1</td><td>3.42</td><td>1.39</td></tr> <tr><td>17</td><td>1</td><td>3.44</td><td>1.40</td></tr> <tr><td>18</td><td>1</td><td>3.46</td><td>1.41</td></tr> <tr><td>19</td><td>1</td><td>3.48</td><td>1.42</td></tr> <tr><td>20</td><td>1</td><td>3.50</td><td>1.43</td></tr> <tr><td>21</td><td>1</td><td>3.52</td><td>1.44</td></tr> <tr><td>22</td><td>1</td><td>3.54</td><td>1.45</td></tr> <tr><td>23</td><td>2</td><td>3.56</td><td>1.46</td></tr> <tr><td>24</td><td>1</td><td>3.58</td><td>1.47</td></tr> <tr><td>25</td><td>1</td><td>3.60</td><td>1.48</td></tr> <tr><td>26</td><td>1</td><td>3.62</td><td>1.49</td></tr> <tr><td>27</td><td>1</td><td>3.64</td><td>1.50</td></tr> </tbody> </table>	Pos.	No.	Length	-b-	1	1	3.12	1.24	2	1	3.14	1.25	3	1	3.16	1.26	4	1	3.18	1.27	5	2	3.20	1.28	6	1	3.22	1.29	7	1	3.24	1.30	8	1	3.26	1.31	9	1	3.28	1.32	10	1	3.30	1.33	11	1	3.32	1.34	12	1	3.34	1.35	13	1	3.36	1.36	14	2	3.38	1.37	15	1	3.40	1.38	16	1	3.42	1.39	17	1	3.44	1.40	18	1	3.46	1.41	19	1	3.48	1.42	20	1	3.50	1.43	21	1	3.52	1.44	22	1	3.54	1.45	23	2	3.56	1.46	24	1	3.58	1.47	25	1	3.60	1.48	26	1	3.62	1.49	27	1	3.64	1.50	101.40	62.564
Pos.	No.	Length	-b-																																																																																																																					
1	1	3.12	1.24																																																																																																																					
2	1	3.14	1.25																																																																																																																					
3	1	3.16	1.26																																																																																																																					
4	1	3.18	1.27																																																																																																																					
5	2	3.20	1.28																																																																																																																					
6	1	3.22	1.29																																																																																																																					
7	1	3.24	1.30																																																																																																																					
8	1	3.26	1.31																																																																																																																					
9	1	3.28	1.32																																																																																																																					
10	1	3.30	1.33																																																																																																																					
11	1	3.32	1.34																																																																																																																					
12	1	3.34	1.35																																																																																																																					
13	1	3.36	1.36																																																																																																																					
14	2	3.38	1.37																																																																																																																					
15	1	3.40	1.38																																																																																																																					
16	1	3.42	1.39																																																																																																																					
17	1	3.44	1.40																																																																																																																					
18	1	3.46	1.41																																																																																																																					
19	1	3.48	1.42																																																																																																																					
20	1	3.50	1.43																																																																																																																					
21	1	3.52	1.44																																																																																																																					
22	1	3.54	1.45																																																																																																																					
23	2	3.56	1.46																																																																																																																					
24	1	3.58	1.47																																																																																																																					
25	1	3.60	1.48																																																																																																																					
26	1	3.62	1.49																																																																																																																					
27	1	3.64	1.50																																																																																																																					
20	60	12	1.78	4	A2		106.80	94.838																																																																																																																
21	20	12	--	4	A2	 <p>-b-</p> <table border="1"> <thead> <tr> <th>Pos.</th> <th>No.</th> <th>Length</th> <th>-b-</th> </tr> </thead> <tbody> <tr><td>1</td><td>4</td><td>1.76</td><td>1.11</td></tr> <tr><td>2</td><td>4</td><td>1.67</td><td>1.02</td></tr> <tr><td>3</td><td>4</td><td>1.58</td><td>0.93</td></tr> <tr><td>4</td><td>4</td><td>1.48</td><td>0.83</td></tr> <tr><td>5</td><td>4</td><td>1.39</td><td>0.74</td></tr> </tbody> </table>	Pos.	No.	Length	-b-	1	4	1.76	1.11	2	4	1.67	1.02	3	4	1.58	0.93	4	4	1.48	0.83	5	4	1.39	0.74	31.60	28.061																																																																																								
Pos.	No.	Length	-b-																																																																																																																					
1	4	1.76	1.11																																																																																																																					
2	4	1.67	1.02																																																																																																																					
3	4	1.58	0.93																																																																																																																					
4	4	1.48	0.83																																																																																																																					
5	4	1.39	0.74																																																																																																																					
22	12	12	3.88	4	A1		46.56	41.345																																																																																																																

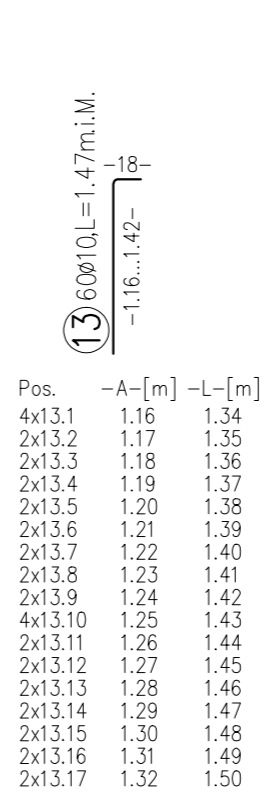
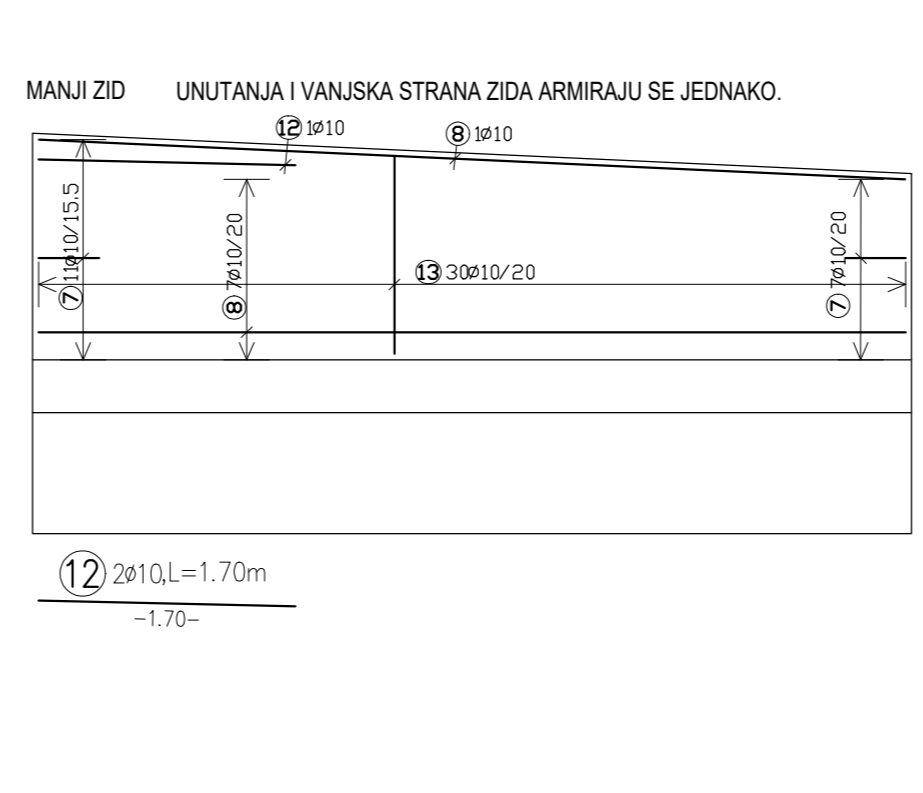
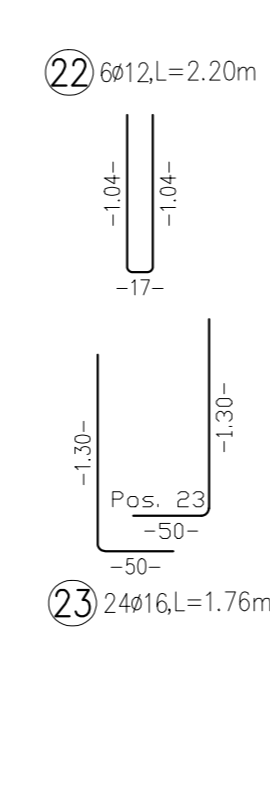
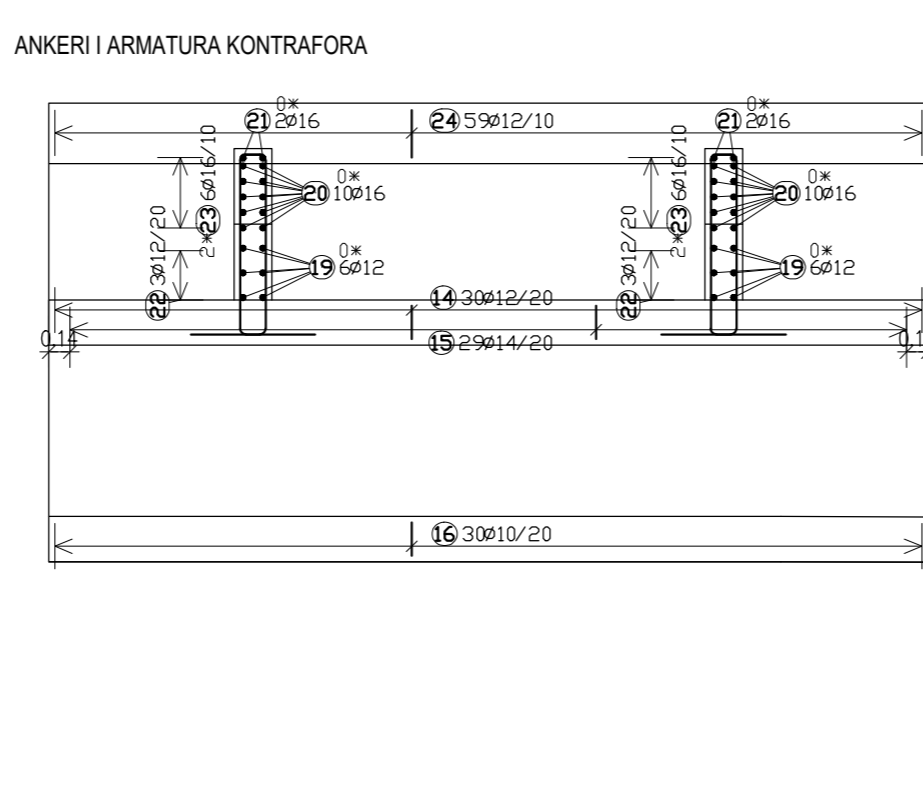
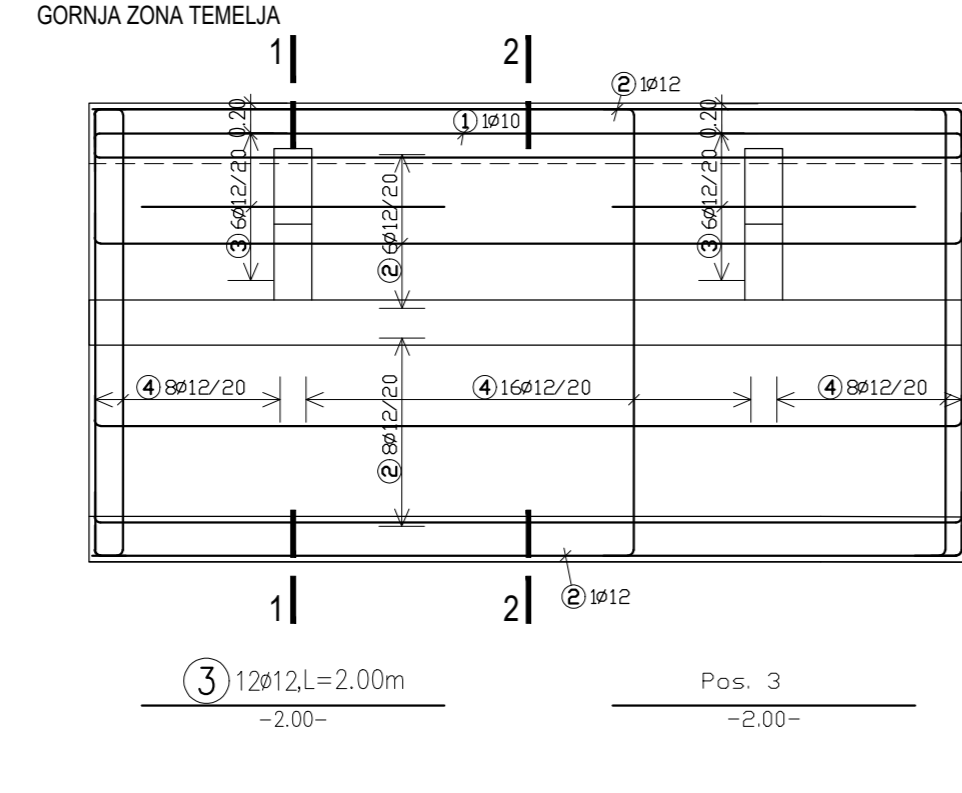
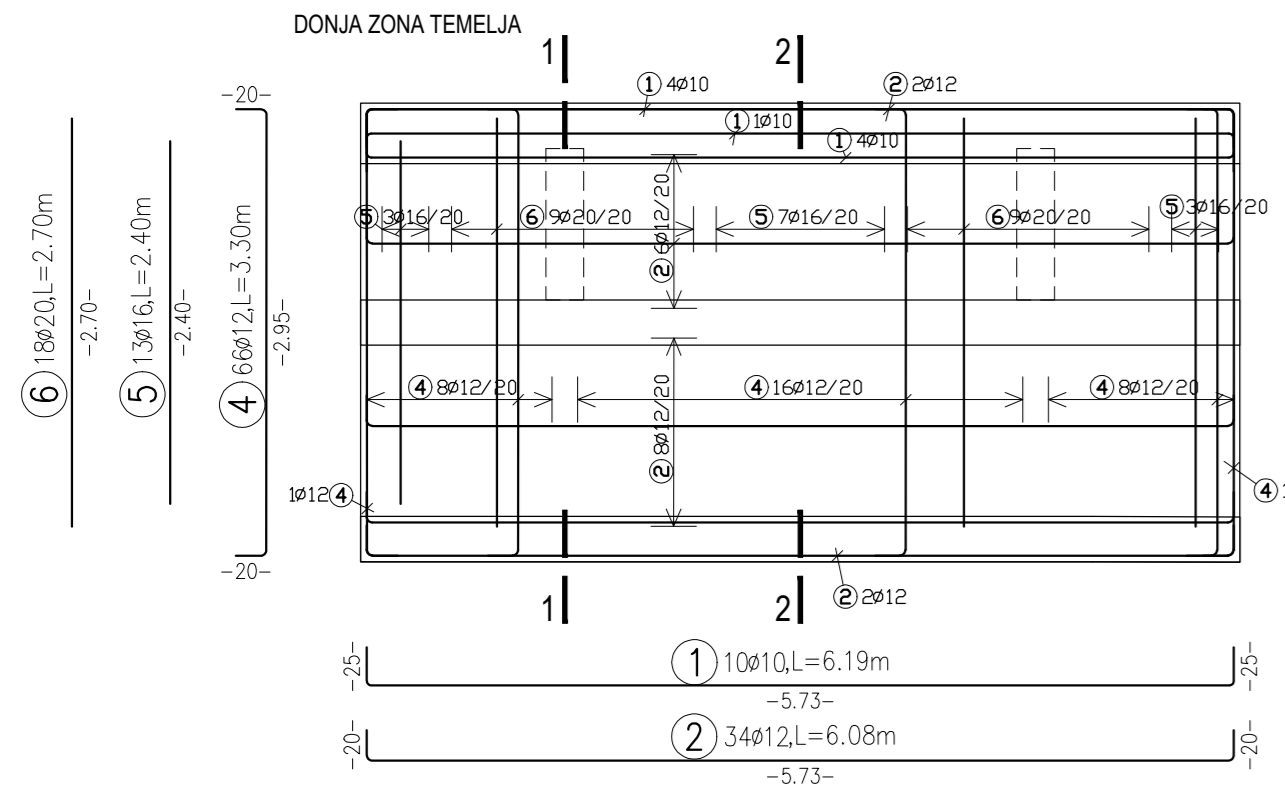
B E N D I N G S C H E D U L E Steelgrade: 500S																												
Pos.	No.	d	Length	db ds	Type	shape code	Tot.L	Weight kg																				
23	20	16	--	4	A1	 <p>Pos. No. Length -a-</p> <table border="1"> <tr><td>1</td><td>4</td><td>3.91</td><td>3.76</td></tr> <tr><td>2</td><td>4</td><td>3.71</td><td>3.56</td></tr> <tr><td>3</td><td>4</td><td>3.50</td><td>3.35</td></tr> <tr><td>4</td><td>4</td><td>3.30</td><td>3.15</td></tr> <tr><td>5</td><td>4</td><td>3.09</td><td>2.94</td></tr> </table>	1	4	3.91	3.76	2	4	3.71	3.56	3	4	3.50	3.35	4	4	3.30	3.15	5	4	3.09	2.94	70.00	110.600
1	4	3.91	3.76																									
2	4	3.71	3.56																									
3	4	3.50	3.35																									
4	4	3.30	3.15																									
5	4	3.09	2.94																									
24	4	16	4.55	4	X1	 <table border="1"> <tr><td>Nr.</td><td>dx</td><td>dy</td><td>l</td><td>>°</td></tr> <tr><td>1</td><td>2.79</td><td>0.00</td><td>2.79</td><td>27</td></tr> <tr><td>2</td><td>0.97</td><td>0.49</td><td>1.08</td><td>63</td></tr> <tr><td>3</td><td>0.00</td><td>0.70</td><td>0.70</td><td></td></tr> </table>	Nr.	dx	dy	l	>°	1	2.79	0.00	2.79	27	2	0.97	0.49	1.08	63	3	0.00	0.70	0.70		18.20	28.756
Nr.	dx	dy	l	>°																								
1	2.79	0.00	2.79	27																								
2	0.97	0.49	1.08	63																								
3	0.00	0.70	0.70																									
25	6	12	2.20	4	A3		13.20	11.722																				
26	24	16	1.76	4	A2		42.24	66.739																				
27	59	12	3.18	4	A4		187.62	166.607																				
28	6	25	4.60	7	X1	 <table border="1"> <tr><td>Nr.</td><td>dx</td><td>dy</td><td>l</td><td>>°</td></tr> <tr><td>1</td><td>-0.13</td><td>-0.48</td><td>0.50</td><td>105</td></tr> <tr><td>2</td><td>4.68</td><td>0.00</td><td>4.68</td><td>166</td></tr> <tr><td>3</td><td>-1.07</td><td>0.27</td><td>1.10</td><td></td></tr> </table>	Nr.	dx	dy	l	>°	1	-0.13	-0.48	0.50	105	2	4.68	0.00	4.68	166	3	-1.07	0.27	1.10		27.60	106.260
Nr.	dx	dy	l	>°																								
1	-0.13	-0.48	0.50	105																								
2	4.68	0.00	4.68	166																								
3	-1.07	0.27	1.10																									
29	6	25	2.44	7	X1	 <table border="1"> <tr><td>Nr.</td><td>dx</td><td>dy</td><td>l</td><td>>°</td></tr> <tr><td>1</td><td>-0.13</td><td>-0.49</td><td>0.50</td><td>105</td></tr> <tr><td>2</td><td>1.62</td><td>0.00</td><td>1.62</td><td>89</td></tr> <tr><td>3</td><td>0.01</td><td>0.50</td><td>0.50</td><td></td></tr> </table>	Nr.	dx	dy	l	>°	1	-0.13	-0.49	0.50	105	2	1.62	0.00	1.62	89	3	0.01	0.50	0.50		14.64	56.364
Nr.	dx	dy	l	>°																								
1	-0.13	-0.49	0.50	105																								
2	1.62	0.00	1.62	89																								
3	0.01	0.50	0.50																									
30	4	25	4.14	7	X1	 <table border="1"> <tr><td>Nr.</td><td>dx</td><td>dy</td><td>l</td><td>>°</td></tr> <tr><td>1</td><td>-1.16</td><td>0.28</td><td>1.20</td><td>-167</td></tr> <tr><td>2</td><td>4.23</td><td>0.00</td><td>4.23</td><td>-103</td></tr> <tr><td>3</td><td>-0.12</td><td>-0.48</td><td>0.50</td><td></td></tr> </table>	Nr.	dx	dy	l	>°	1	-1.16	0.28	1.20	-167	2	4.23	0.00	4.23	-103	3	-0.12	-0.48	0.50		16.56	63.756
Nr.	dx	dy	l	>°																								
1	-1.16	0.28	1.20	-167																								
2	4.23	0.00	4.23	-103																								
3	-0.12	-0.48	0.50																									

Project: 2013 REKONSTRUKCIJA ULICE DR. FRANJE TUĐMANA U ZADRU - 3. DIONICA

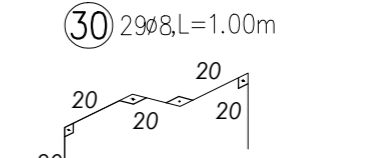
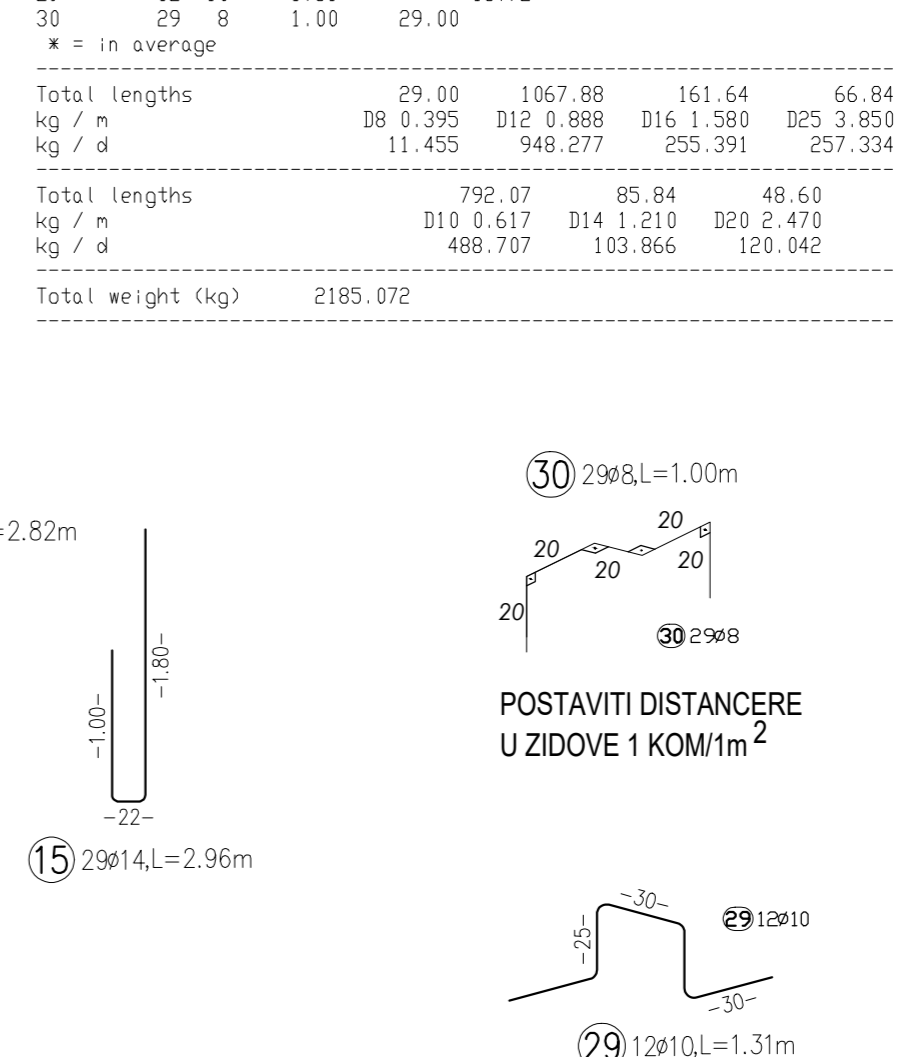
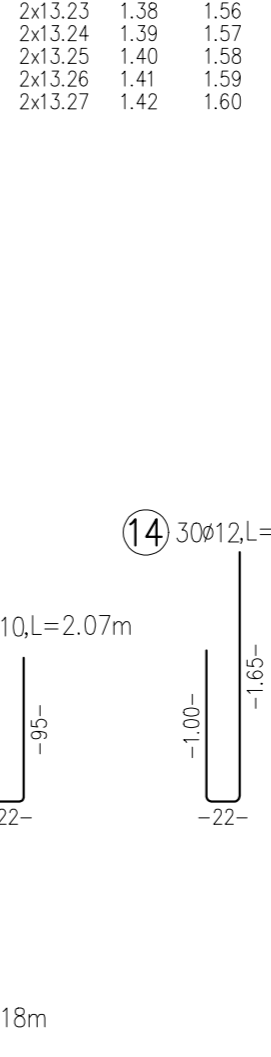
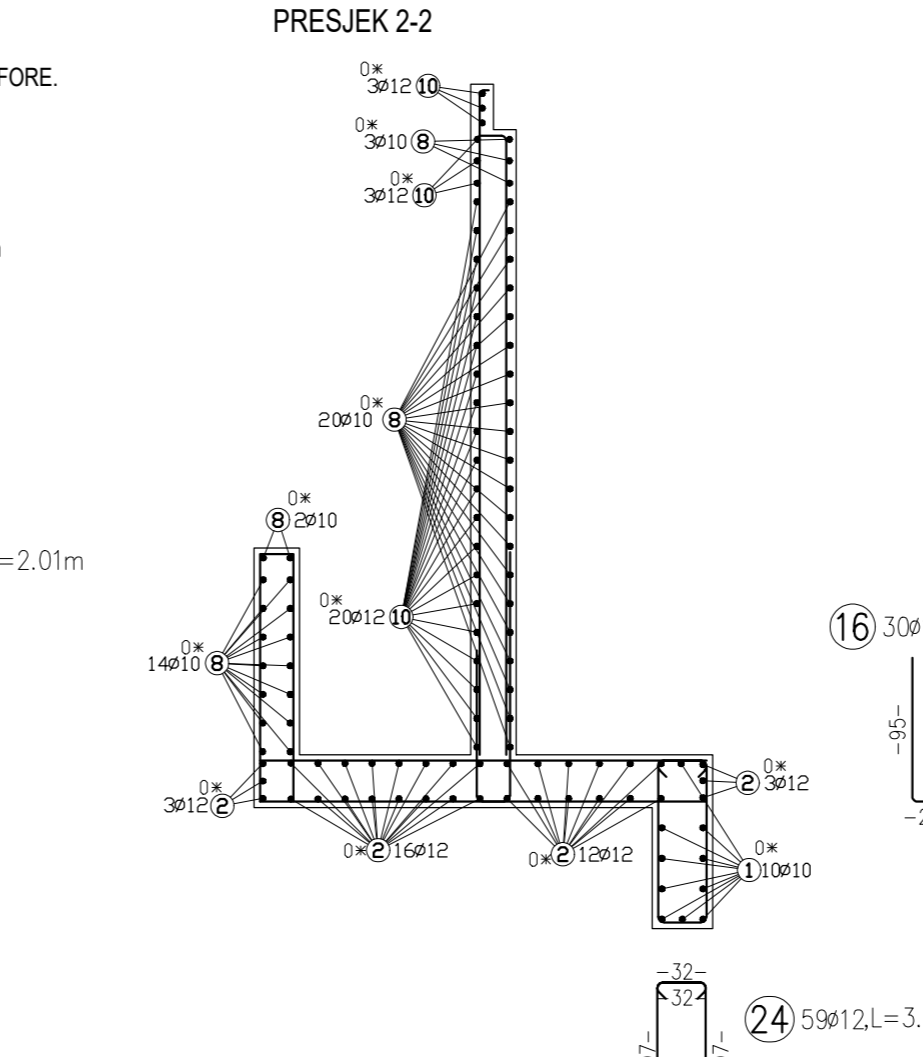
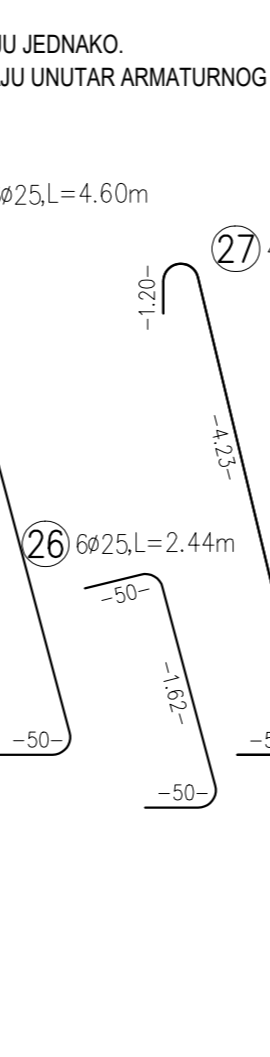
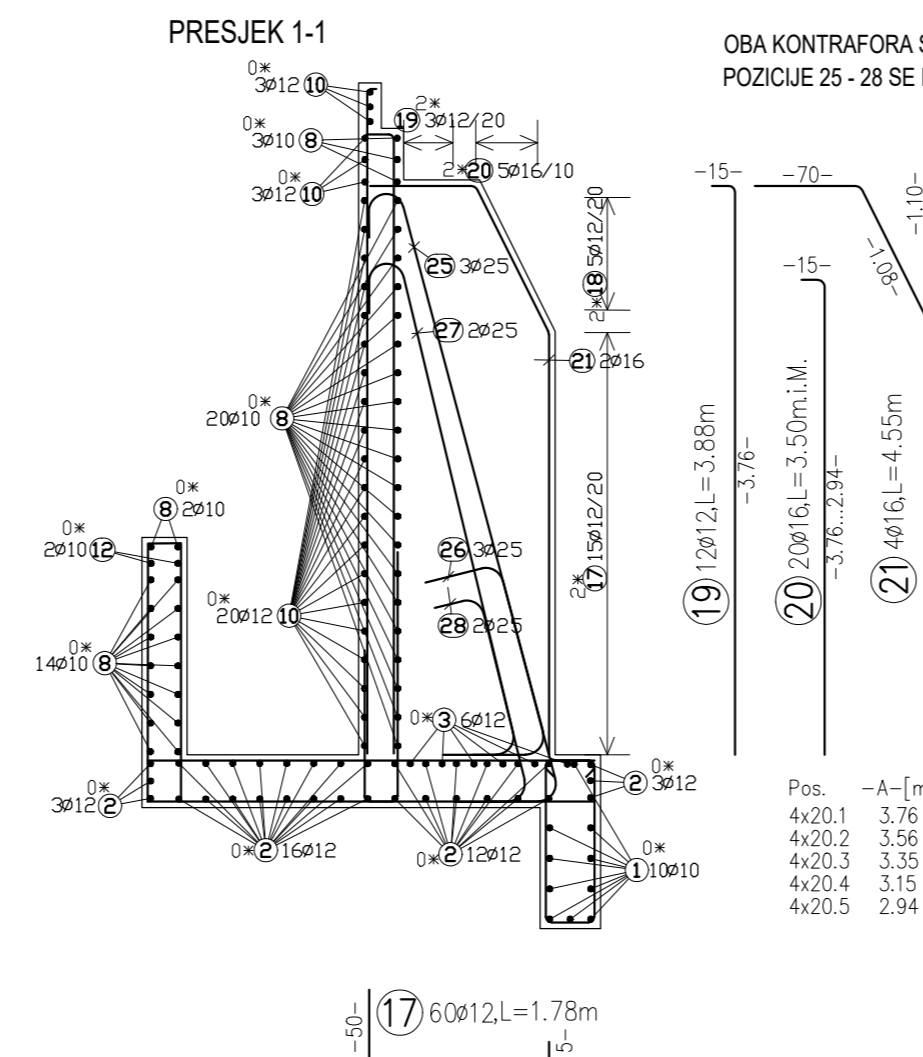
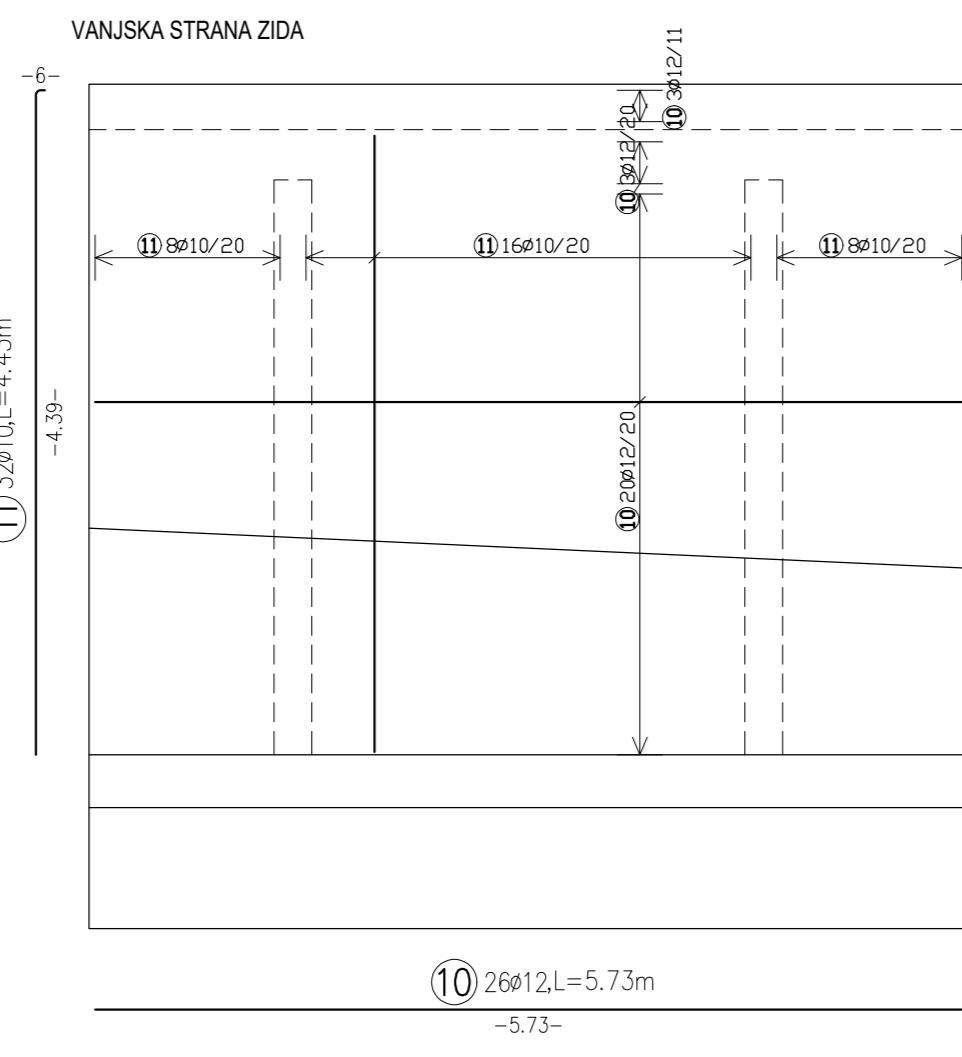
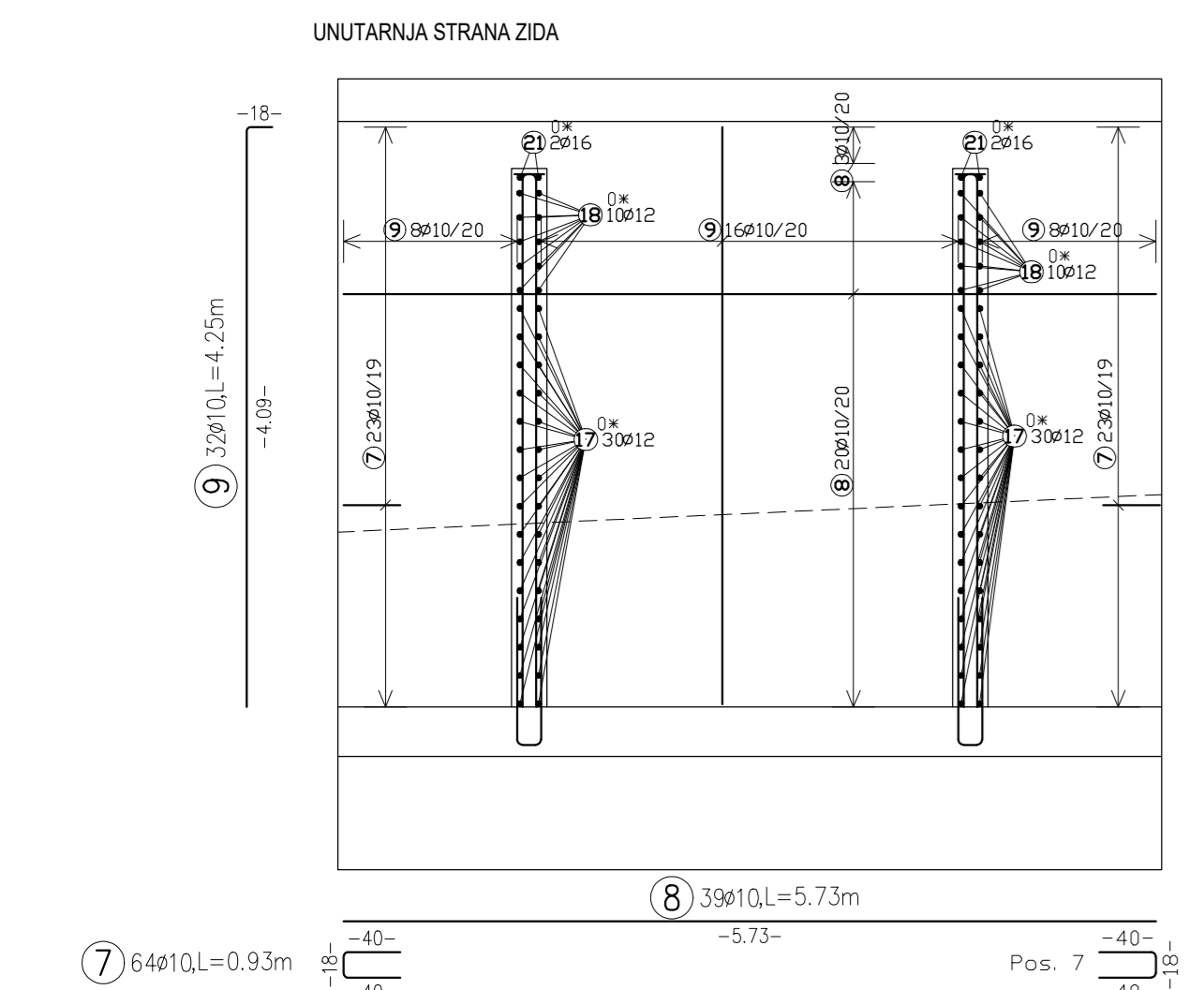
/ 12

B E N D I N G S C H E D U L E Steelgrade: 500S								
Pos.	No.	d	Length	dbr. ds	Type	shape code	Tot.L	Weight kg
31	4	25	2.01	7	X1	 <p>Nr. dx dy l >° 1 -0.12 -0.48 0.50 104 2 1.40 0.00 1.40 90 3 -0.00 0.30 0.30</p>	8.04	30.954
32	12	10	1.31	4	D2		15.72	9.699
33	29	8	1.00	4	A1		29.00	11.455

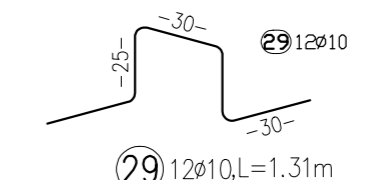
Total weight (kg) 2150.829



BAR Pos.	S No.	C D	U L	E Length	Steelgrade: 500S	D8	D10	D12	D14	D16	D20	D25
1	10	10	6.19		61.90							
2	34	12	6.08		206.72							
3	12	12	2.00		24.00							
4	66	12	3.30		217.80							
5	13	16	2.40						31.20			
6	18	20	2.70								48.60	
7	64	10	0.93		59.52							
8	39	10	5.73		223.47							
9	32	10	4.25		136.00							
10	26	12	5.73		148.98							
11	32	10	4.43		141.76							
12	2	10	1.70		3.40							
13	60	10	1.47*		88.20							
14	30	12	2.82				84.60					
15	29	14	2.96					85.84				
16	30	10	2.07		62.10							
17	60	12	1.78		106.80							
18	20	12	1.58*		31.60							
19	12	12	3.88		46.56							
20	20	16	3.50*						70.00			
21	4	16	4.55						18.20			
22	6	12	2.20				13.20					
23	24	16	1.76						42.24			
24	59	12	3.18		187.62							
25	6	25	4.60									27.60
26	6	25	2.44									14.64
27	4	25	4.14									16.56
28	4	25	2.01									8.04
29	12	10	1.31		15.72							
30	29	8	1.00		29.00							
				* = in average								
Total lengths			29.00		1067.88		161.64		66.84			
kg / m			D8 0.395		D12 0.888		D16 1.580		D25 3.850			
kg / d			11.455		948.277		255.391		257.334			
Total lengths			792.07		85.84		48.60					
kg / m			D10 0.617		D14 1.210		D20 2.470					
kg / d			488.707		103.866		120.042					
Total weight (kg)			2185.072									



POSTAVITI DISTANCERE U ZIDOVE 1 KOM/1m²



NOSAČI GORNJE ARMATURE ZA PLOČU d=35 cm 1,5 KOM/1m²

REKONSTRUKCIJA ULICE DR. FRANJE TUĐMANA U ZADRU - 3. DIONICA (od stac. 0+781,18 do stac. 1+244,65)

ARMATURA POTPORNOG ZIDA 13

1:50
c=4 cm
B500B, C35/45

POTREBNO JE IZVESTI BARBAKANE PROMJERA Ø120.00mm. IZVODE SE NA 20.0cm IZNAD KOTE PROJEKTIRANOG GOTOVO UREĐENOG TERENA. BARBAKANE U KONTRAFORAMA SE IZVODE 5cm OD RUBA ZIDA.

POTPORNI ZID IZVODI SE NA NASIPU.

D&Z D&Z d.o.o. PROJECTING - CONSULTING - ENGINEERING Jerolima Vidulića 7, Zadar, tel:02322 08 60 E - mail: info@d-and-z.hr	INVESTITOR	GRAD ZADAR Narodni trg 1, 23000 Zadar
	GRADEVINA	REKONSTRUKCIJA ULICE DR. FRANJE TUĐMANA U ZADRU - 3. DIONICA
PROJEKTANT	ANTE UGLEŠIĆ dipl.ing.grad. <i>Ante Uglešić</i>	SASTAV CRTEŽA
PROJEKTANT SURADNIK	NIKOLINA UGLEŠIĆ mag.ing.aedif. <i>Nikolina Uglešić</i>	ARMATURA POTPORNOG ZIDA 13
SURADNIK		FAZA izvedbeni ZAJEDNIČKA OZNAKA I.O. 11704-3
		MJERILO 1:50 TEHNIČKI DNEVNIK 2013
	DATUM lipanj 2020.	BROJ NACRTA 13

Project: 2013 REKONSTRUKCIJA ULICE DR. FRANJE TUĐMANA U ZADRU – 3. DIONICA

/ 13

Project data

Title : REKONSTRUKCIJA ULICE DR. FRANJE TUĐMANA U ZADRU – 3. DIONICA
 Content : POTPORNI ZID 13
 Plan No. : 13

All total length of bar profiles axial length

B A R S C H E D U L E Steelgrade: 500S

Pos.	No.	d	Length	D8	D10	D12	D14	D16	D20	D25
1	10	10	6.19		61.90					
2	34	12	6.08			206.72				
3	12	12	2.00			24.00				
4	66	12	3.30			217.80				
5	13	16	2.40					31.20		
6	18	20	2.70						48.60	
7	64	10	0.93		59.52					
8	39	10	5.73		223.47					
9	32	10	4.25		136.00					
10	26	12	5.73			148.98				
11	32	10	4.43		141.76					
12	2	10	1.70		3.40					
13	60	10	1.47*		88.20					
14	30	12	2.82			84.60				
15	29	14	2.96				85.84			
16	30	10	2.07		62.10					
17	60	12	1.78			106.80				
18	20	12	1.58*			31.60				
19	12	12	3.88			46.56				
20	20	16	3.50*					70.00		
21	4	16	4.55					18.20		
22	6	12	2.20			13.20				
23	24	16	1.76					42.24		
24	59	12	3.18			187.62				
25	6	25	4.60							27.60
26	6	25	2.44							14.64
27	4	25	4.14							16.56
28	4	25	2.01							8.04
29	12	10	1.31		15.72					
30	29	8	1.00	29.00						

* = in average

Total lengths				29.00	1067.88		161.64		66.84	
kg / m				D8 0.395	D12 0.888		D16 1.580		D25 3.850	
kg / d				11.455	948.277		255.391		257.334	

Total lengths					792.07		85.84		48.60	
kg / m					D10 0.617		D14 1.210		D20 2.470	
kg / d					488.707		103.866		120.042	

 Total weight (kg) 2185.072

Project: 2013 REKONSTRUKCIJA ULICE DR. FRANJE TUĐMANA U ZADRU - 3. DIONICA

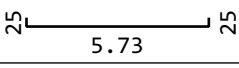
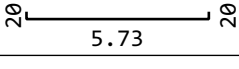
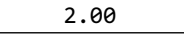
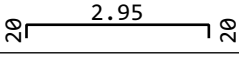
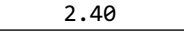
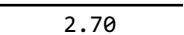
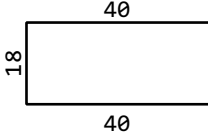
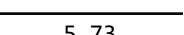
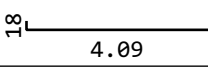
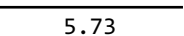
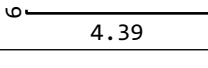
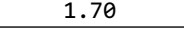
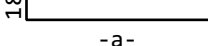
/ 13

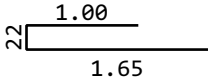
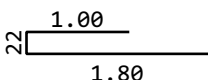
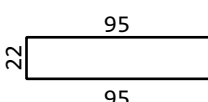
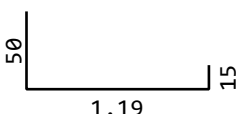

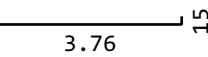
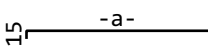
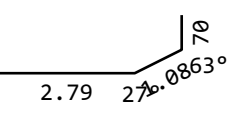
Project data


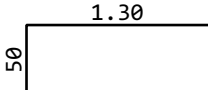

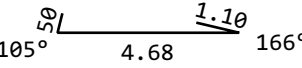
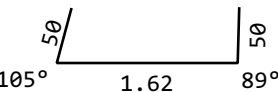
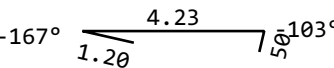
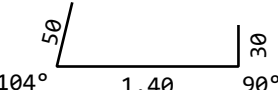
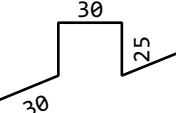

Title : REKONSTRUKCIJA ULICE DR. FRANJE TUĐMANA U ZADRU - 3. DIONICA

Content : POTPORNI ZID 13

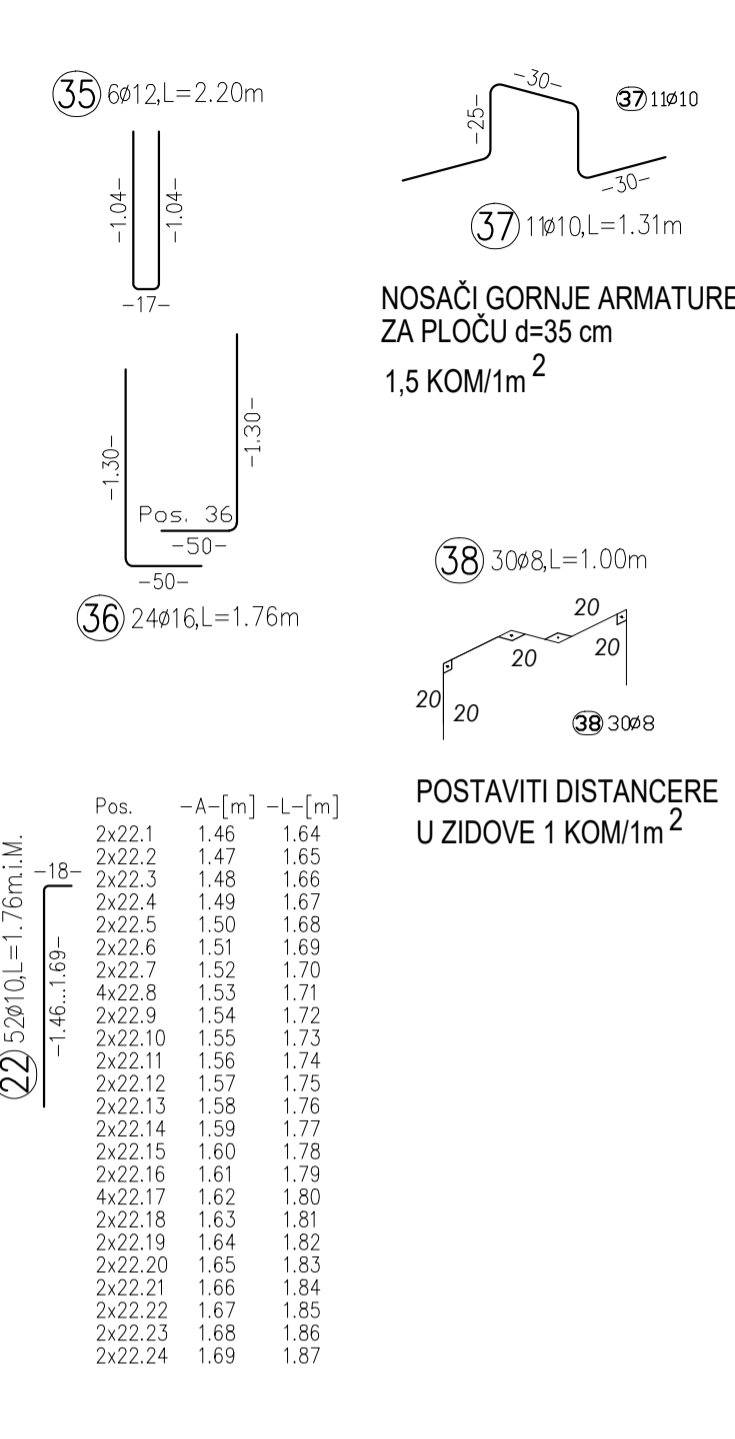
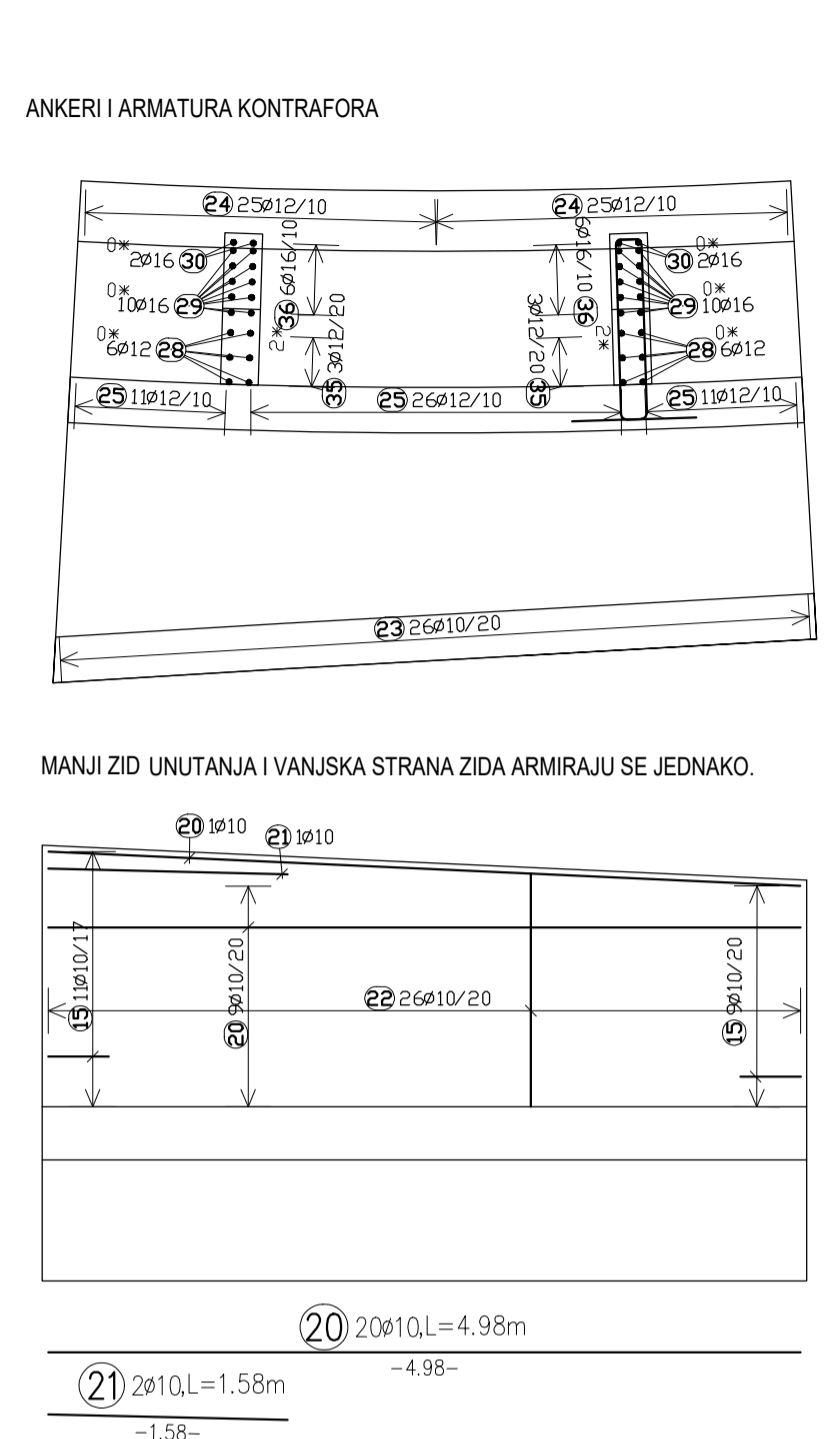
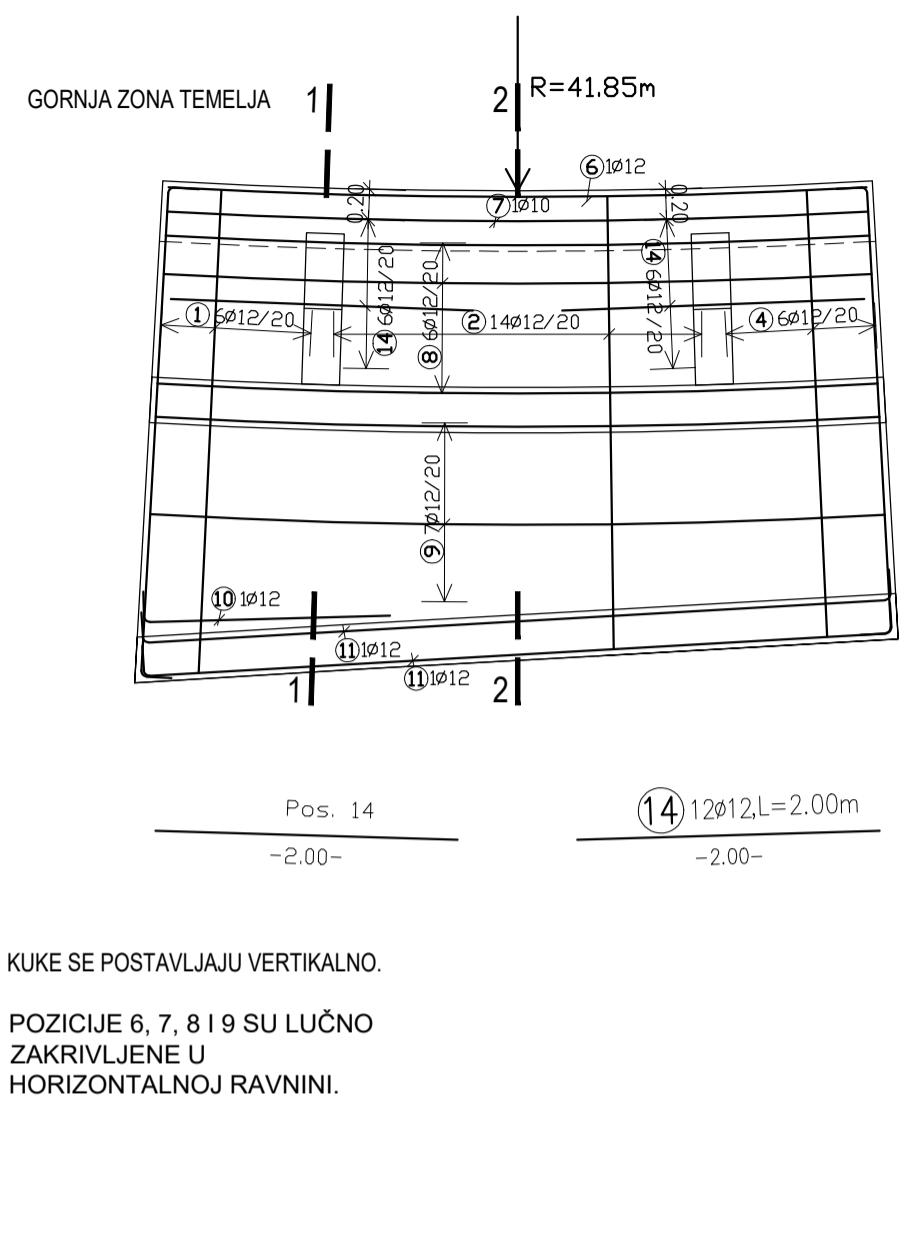
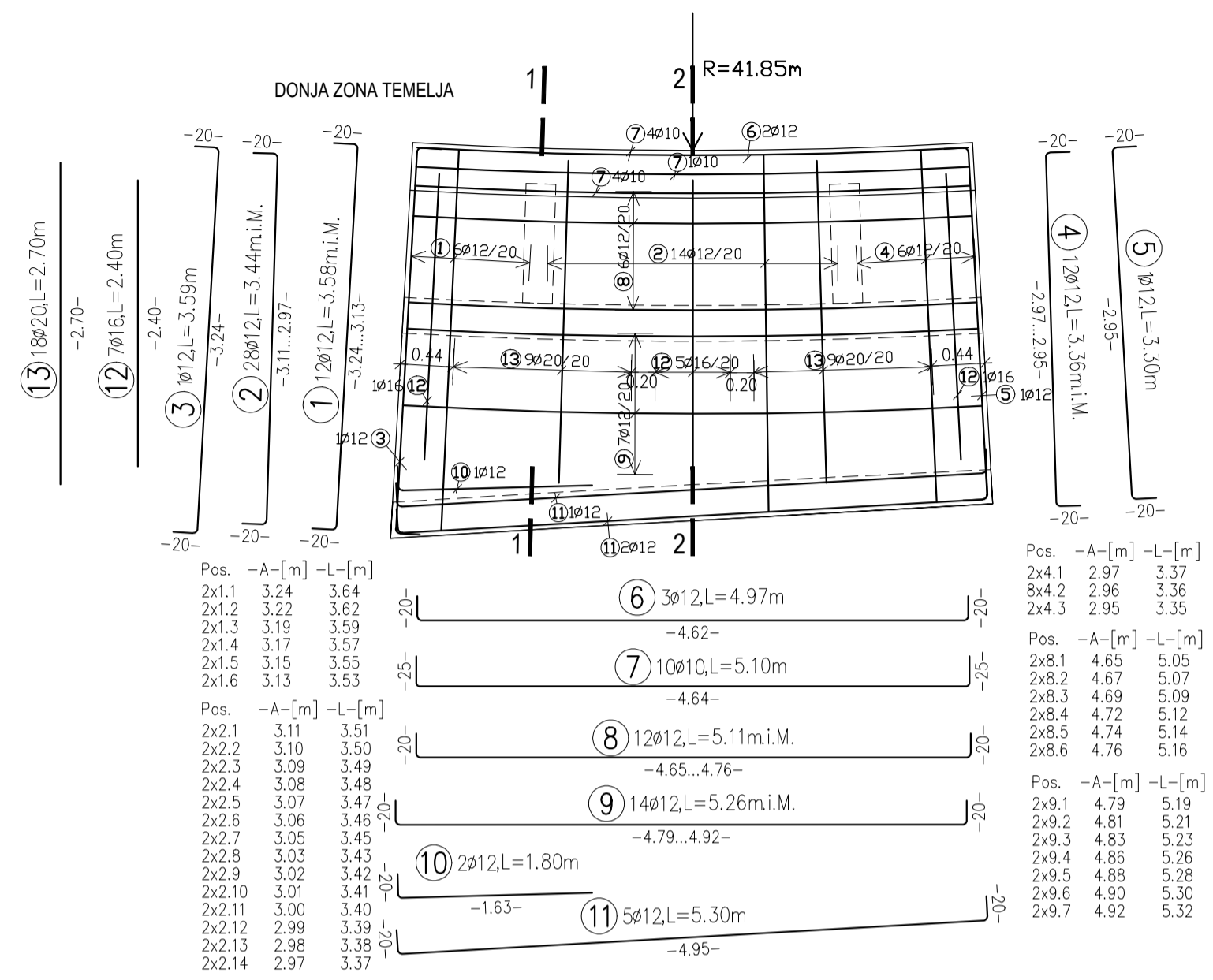
Plan No. : 13

B E N D I N G S C H E D U L E Steelgrade: 500S									
Pos.	No.	d	Length	dbr. ds	Type	shape code	Tot.L	Weight kg	
1	10	10	6.19	4	A1		61.90	38.192	
2	34	12	6.08	4	A1		206.72	183.567	
3	12	12	2.00	4	A1		24.00	21.312	
4	66	12	3.30	4	A1		217.80	193.406	
5	13	16	2.40	4	A1		31.20	49.296	
6	18	20	2.70	7	A1		48.60	120.042	
7	64	10	0.93	4	A3		59.52	36.724	
8	39	10	5.73	4	A1		223.47	137.881	
9	32	10	4.25	4	A2		136.00	83.912	
10	26	12	5.73	4	A1		148.98	132.294	
11	32	10	4.43	4	A2		141.76	87.466	
12	2	10	1.70	4	A1		3.40	2.098	
13	60	10	--	4	A1	 -a- Pos. No. Length -a- 1 4 1.34 1.16 2 2 1.35 1.17 3 2 1.36 1.18 4 2 1.37 1.19 5 2 1.38 1.20 6 2 1.39 1.21 7 2 1.40 1.22 8 2 1.41 1.23 9 2 1.42 1.24 10 4 1.43 1.25 11 2 1.44 1.26 12 2 1.45 1.27 13 2 1.46 1.28 14 2 1.47 1.29 15 2 1.48 1.30 16 2 1.49 1.31 17 2 1.50 1.32	88.20	54.419	

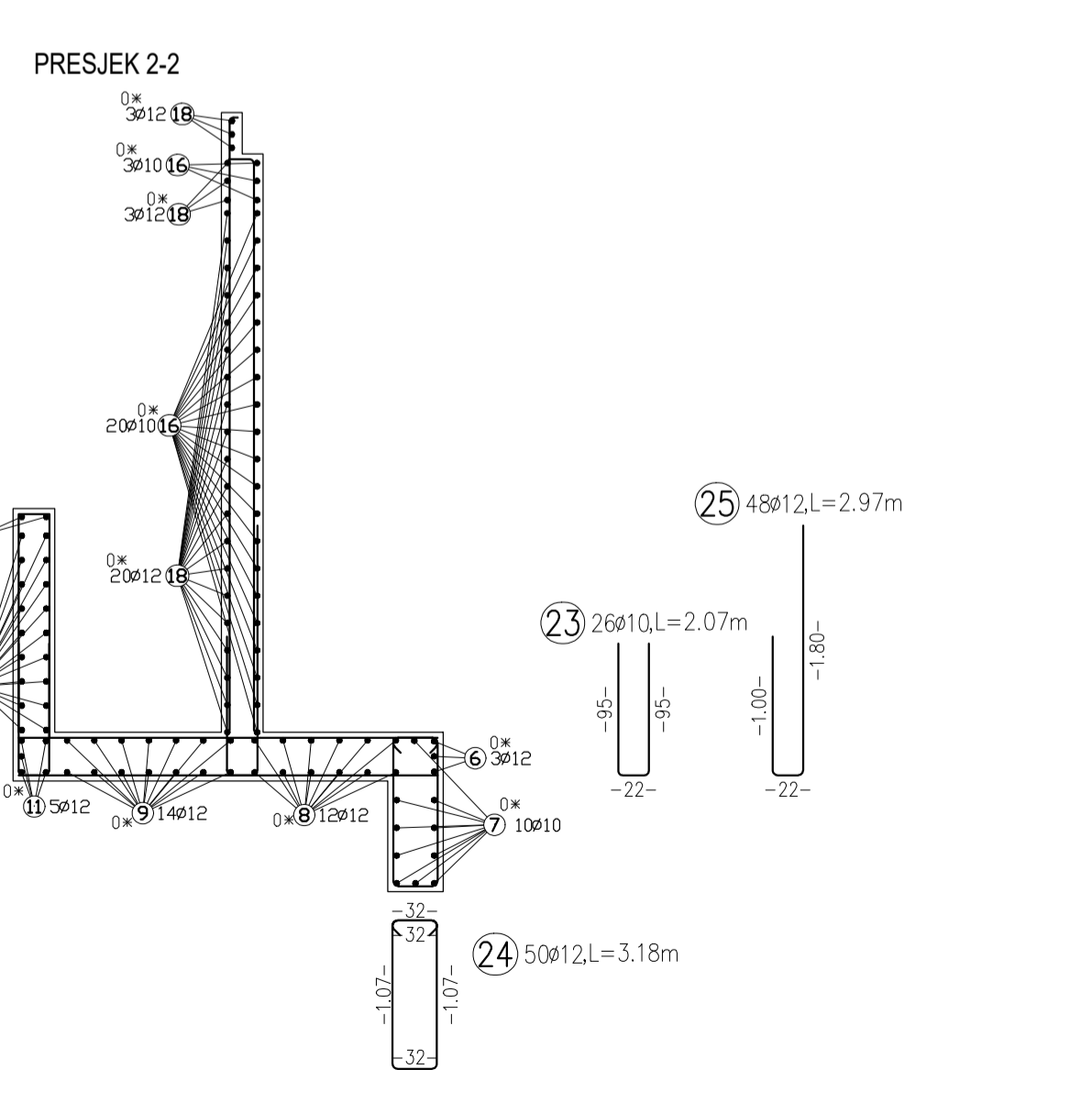
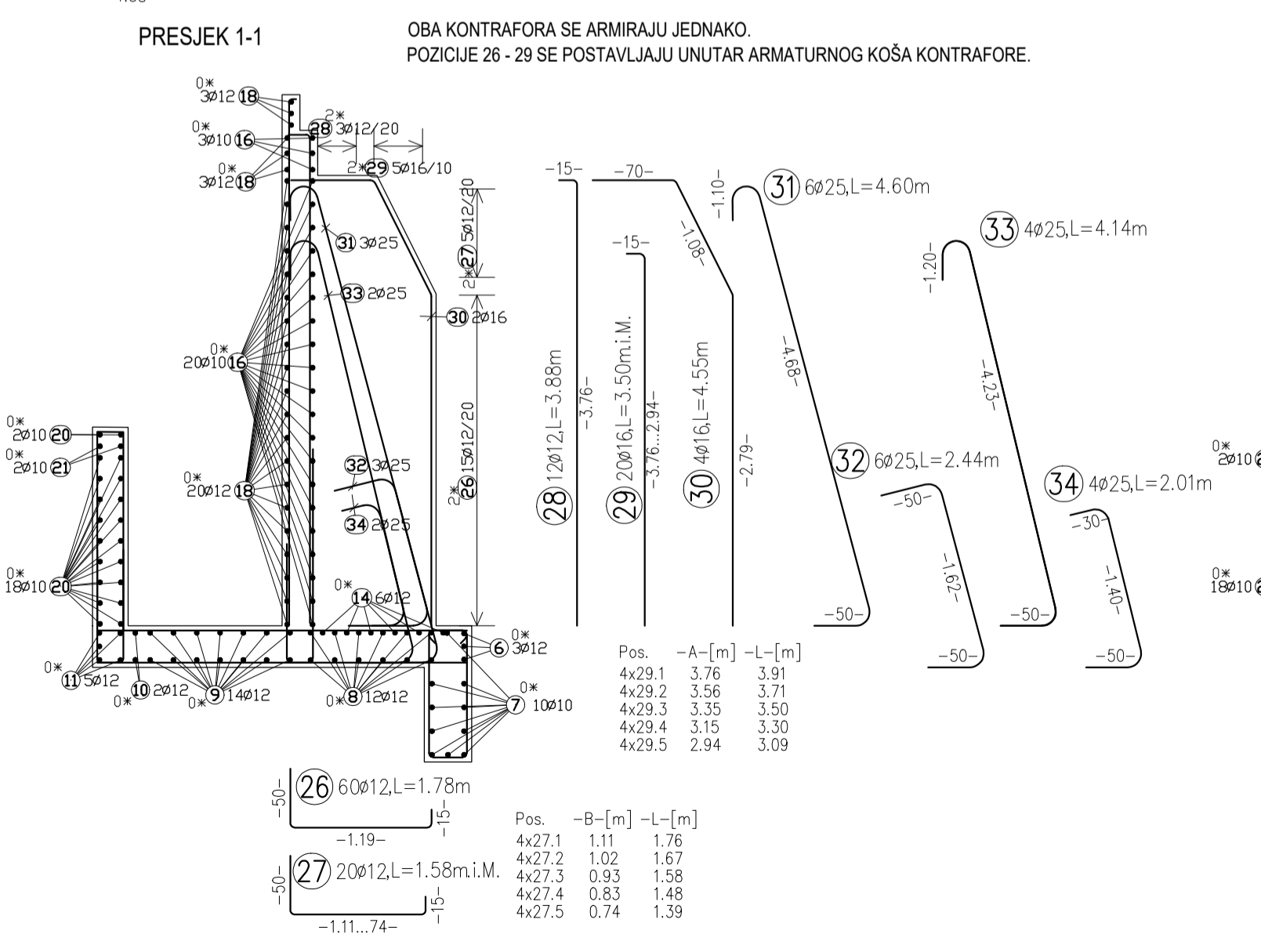

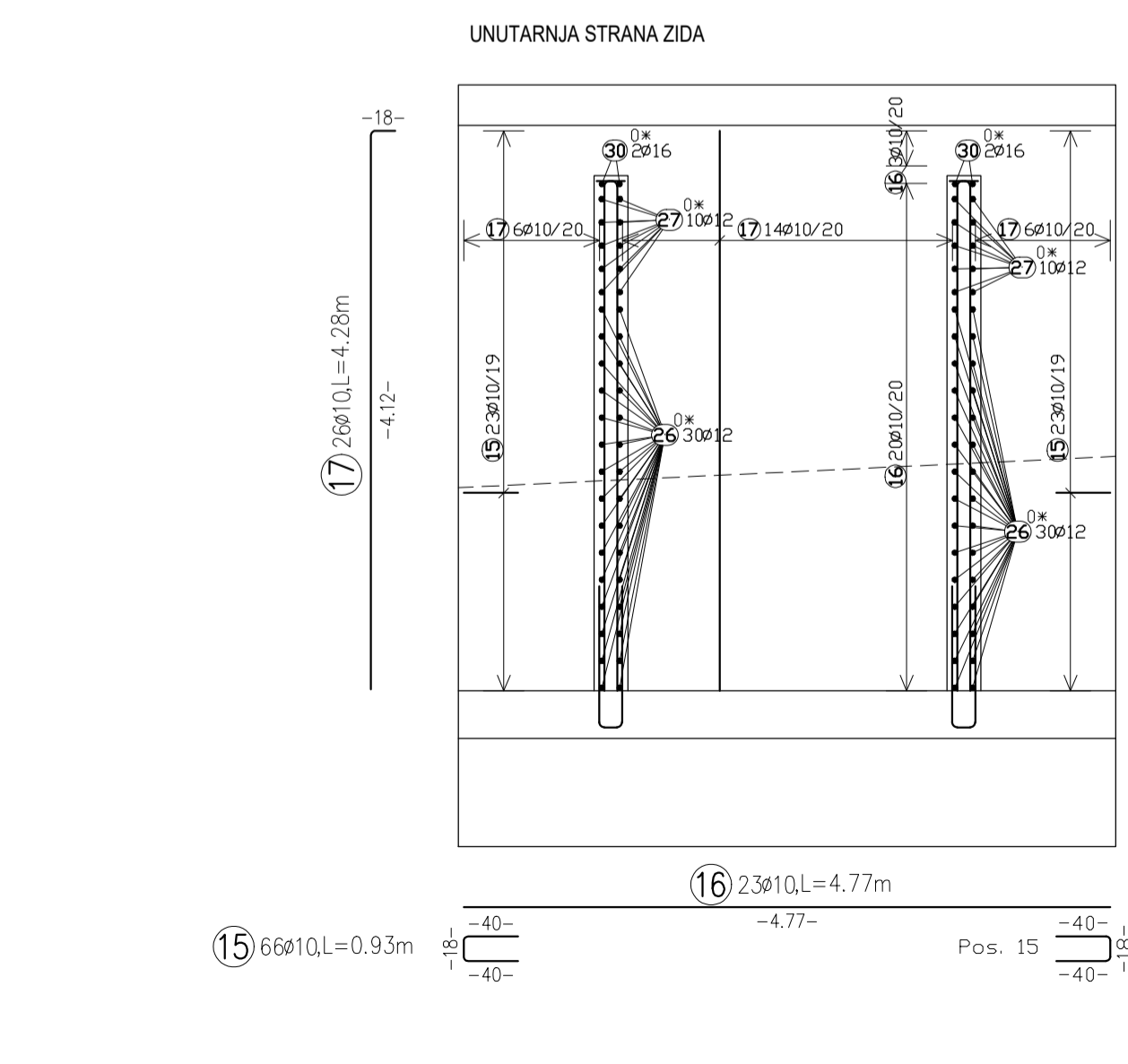
B E N D I N G S C H E D U L E Steelgrade: 500S									
Pos.	No.	d	Length	dbr. ds	Type	shape code	Tot.L	Weight kg	
13						Pos.No.Length -a- 18 2 1.51 1.33 19 4 1.52 1.34 20 2 1.53 1.35 21 2 1.54 1.36 22 2 1.55 1.37 23 2 1.56 1.38 24 2 1.57 1.39 25 2 1.58 1.40 26 2 1.59 1.41 27 2 1.60 1.42			
14	30	12	2.82	4	A3		84.60	75.125	
15	29	14	2.96	4	A3		85.84	103.866	
16	30	10	2.07	4	A3		62.10	38.316	
17	60	12	1.78	4	A2		106.80	94.838	
18	20	12	--	4	A2	 <p style="text-align: center;">-b-</p> Pos.No.Length -b- 1 4 1.76 1.11 2 4 1.67 1.02 3 4 1.58 0.93 4 4 1.48 0.83 5 4 1.39 0.74	31.60	28.061	
19	12	12	3.88	4	A1		46.56	41.345	
20	20	16	--	4	A1	 <p style="text-align: center;">-a-</p> Pos.No.Length -a- 1 4 3.91 3.76 2 4 3.71 3.56 3 4 3.50 3.35 4 4 3.30 3.15 5 4 3.09 2.94	70.00	110.600	
21	4	16	4.55	4	X1	 <p style="text-align: center;">2.79 2.79 0.97 70 63°</p> Nr. dx dy l >° 1 2.79 0.00 2.79 27 2 0.97 0.49 1.08 63 3 0.00 0.70 0.70	18.20	28.756	

B E N D I N G S C H E D U L E Steelgrade: 500S																												
Pos.	No.	d	Length	dbr. ds	Type	shape code	Tot.L	Weight kg																				
22	6	12	2.20	4	A3		13.20	11.722																				
23	24	16	1.76	4	A2		42.24	66.739																				
24	59	12	3.18	4	A4		187.62	166.607																				
25	6	25	4.60	7	X1	 <table border="1"> <tr> <td>Nr.</td> <td>dx</td> <td>dy</td> <td>l</td> <td>>°</td> </tr> <tr> <td>1</td> <td>-0.13</td> <td>-0.48</td> <td>0.50</td> <td>105</td> </tr> <tr> <td>2</td> <td>4.68</td> <td>0.00</td> <td>4.68</td> <td>166</td> </tr> <tr> <td>3</td> <td>-1.07</td> <td>0.27</td> <td>1.10</td> <td></td> </tr> </table>	Nr.	dx	dy	l	>°	1	-0.13	-0.48	0.50	105	2	4.68	0.00	4.68	166	3	-1.07	0.27	1.10		27.60	106.260
Nr.	dx	dy	l	>°																								
1	-0.13	-0.48	0.50	105																								
2	4.68	0.00	4.68	166																								
3	-1.07	0.27	1.10																									
26	6	25	2.44	7	X1	 <table border="1"> <tr> <td>Nr.</td> <td>dx</td> <td>dy</td> <td>l</td> <td>>°</td> </tr> <tr> <td>1</td> <td>-0.13</td> <td>-0.49</td> <td>0.50</td> <td>105</td> </tr> <tr> <td>2</td> <td>1.62</td> <td>0.00</td> <td>1.62</td> <td>89</td> </tr> <tr> <td>3</td> <td>0.01</td> <td>0.50</td> <td>0.50</td> <td></td> </tr> </table>	Nr.	dx	dy	l	>°	1	-0.13	-0.49	0.50	105	2	1.62	0.00	1.62	89	3	0.01	0.50	0.50		14.64	56.364
Nr.	dx	dy	l	>°																								
1	-0.13	-0.49	0.50	105																								
2	1.62	0.00	1.62	89																								
3	0.01	0.50	0.50																									
27	4	25	4.14	7	X1	 <table border="1"> <tr> <td>Nr.</td> <td>dx</td> <td>dy</td> <td>l</td> <td>>°</td> </tr> <tr> <td>1</td> <td>-1.16</td> <td>0.28</td> <td>1.20</td> <td>-167</td> </tr> <tr> <td>2</td> <td>4.23</td> <td>0.00</td> <td>4.23</td> <td>-103</td> </tr> <tr> <td>3</td> <td>-0.12</td> <td>-0.48</td> <td>0.50</td> <td></td> </tr> </table>	Nr.	dx	dy	l	>°	1	-1.16	0.28	1.20	-167	2	4.23	0.00	4.23	-103	3	-0.12	-0.48	0.50		16.56	63.756
Nr.	dx	dy	l	>°																								
1	-1.16	0.28	1.20	-167																								
2	4.23	0.00	4.23	-103																								
3	-0.12	-0.48	0.50																									
28	4	25	2.01	7	X1	 <table border="1"> <tr> <td>Nr.</td> <td>dx</td> <td>dy</td> <td>l</td> <td>>°</td> </tr> <tr> <td>1</td> <td>-0.12</td> <td>-0.48</td> <td>0.50</td> <td>104</td> </tr> <tr> <td>2</td> <td>1.40</td> <td>0.00</td> <td>1.40</td> <td>90</td> </tr> <tr> <td>3</td> <td>-0.00</td> <td>0.30</td> <td>0.30</td> <td></td> </tr> </table>	Nr.	dx	dy	l	>°	1	-0.12	-0.48	0.50	104	2	1.40	0.00	1.40	90	3	-0.00	0.30	0.30		8.04	30.954
Nr.	dx	dy	l	>°																								
1	-0.12	-0.48	0.50	104																								
2	1.40	0.00	1.40	90																								
3	-0.00	0.30	0.30																									
29	12	10	1.31	4	D2		15.72	9.699																				
30	29	8	1.00	4	A1		29.00	11.455																				

Total weight (kg) 2185.073



Pos.	BAR No.	SCHEDULE d	Length	Steelgrade: 500S Dg	D10	D12	D16	D20	D25	
1	12	12	3.58*			42.96				
2	28	12	3.44*			96.32				
3	1	12	3.59			3.59				
4	12	12	3.36*			40.32				
5	1	12	3.30			3.30				
6	3	12	4.97			14.91				
7	10	10	5.10		51.00					
8	12	12	5.11*			61.32				
9	14	12	5.26*			73.64				
10	2	12	1.80			3.60				
11	5	12	5.30			26.50				
12	7	16	2.40				16.80			
13	18	20	2.70					48.60		
14	12	12	2.00			24.00				
15	66	10	0.93		61.38					
16	23	10	4.77		109.71					
17	26	10	4.29		111.28					
18	26	12	4.77			124.02				
19	25	10	4.46			111.50				
20	20	10	4.98			99.60				
21	2	10	1.58			3.16				
22	52	10	1.76*			91.52				
23	26	10	2.07			53.82				
24	50	12	3.18			159.00				
25	48	12	2.97			142.56				
26	60	12	1.78			106.80				
27	20	12	1.58*			31.60				
28	12	12	3.88			46.56				
29	20	16	3.50*				70.00			
30	4	16	4.55				18.20			
31	6	25	4.60					27.60		
32	6	25	2.44					14.64		
33	4	25	4.14					16.56		
34	4	25	2.01					8.04		
35	6	12	2.20			13.20				
36	24	16	1.76				42.24			
37	11	10	1.31							
38	30	8	1.00	30.00	14.41					
* = in average										
Total lengths					30.00	707.38	1014.20	147.24	48.60	66.84
kg / m					D8 0.395	D10 0.617	D12 0.888	D16 1.580	D20 2.470	D25 3.850
kg / d					11.850	436.453	900.610	232.639	120.042	257.334
Total weight (kg)					1958.928					



REKONSTRUKCIJA ULICE DR. FRANJE TUĐMANA U ZADRU - 3. DIONICA
(od stac. 0+781,18 do stac. 1+244,65)
ARMATURA POTPORNOG ZIDA 14
1:50
c=4 cm
B500B, C35/45

POTREBNO JE IZVESTI BARBAKANE PROMJERA Ø120.00mm. IZVODE SE NA 20.0cm IZNAD KOTE PROJEKTIRANOG GOTOVO UREĐENOG TERENA. BARBAKANE U KONTRAFORAMA SE IZVODE 5cm OD RUBA ZIDA.

POTPORNI ZID IZVODI SE NA NASIPU.

PROJEKTANT	ANTE UGLEŠIĆ dipl.ing.grad. <i>Ante Uglješić</i>	INVESTITOR	GRAD ZADAR Narodni trg 1, 23000 Zadar
		GRADEVINA	REKONSTRUKCIJA ULICE DR. FRANJE TUĐMANA U ZADRU - 3. DIONICA
PROJEKTANT SURADNIK	NIKOLINA UGLEŠIĆ mag.ing.aedif. <i>Nikolina Uglješić</i>	SASTAV CRTEŽA	ARMATURA POTPORNOG ZIDA 14
		FAZA	izvedbeni ZAJEDNIČKA OZNAKA I.O. 11704-3
SURADNIK		MJERILO	1:50 TEHNIČKI DNEVNIK 2013
		DATUM	lipanj 2020. BROJ NACRTA 14

Project: 2013 REKONSTRUKCIJA ULICE DR. FRANJE TUĐMANA U ZADRU – 3. DIONICA

/ 14

Project data

Title : REKONSTRUKCIJA ULICE DR. FRANJE TUĐMANA U ZADRU – 3. DIONICA

Content : POTPORNI ZID 14

Plan No. : 14

All total length of bar profiles axial length

B A R S C H E D U L E Steelgrade: 500S

Pos.	No.	d	Length	D8	D10	D12	D16	D20	D25
1	12	12	3.58*			42.96			
2	28	12	3.44*			96.32			
3	1	12	3.59			3.59			
4	12	12	3.36*			40.32			
5	1	12	3.30			3.30			
6	3	12	4.97			14.91			
7	10	10	5.10		51.00				
8	12	12	5.11*			61.32			
9	14	12	5.26*			73.64			
10	2	12	1.80			3.60			
11	5	12	5.30			26.50			
12	7	16	2.40				16.80		
13	18	20	2.70					48.60	
14	12	12	2.00			24.00			
15	66	10	0.93		61.38				
16	23	10	4.77		109.71				
17	26	10	4.28		111.28				
18	26	12	4.77			124.02			
19	25	10	4.46		111.50				
20	20	10	4.98		99.60				
21	2	10	1.58		3.16				
22	52	10	1.76*		91.52				
23	26	10	2.07		53.82				
24	50	12	3.18			159.00			
25	48	12	2.97			142.56			
26	60	12	1.78			106.80			
27	20	12	1.58*			31.60			
28	12	12	3.88			46.56			
29	20	16	3.50*				70.00		
30	4	16	4.55				18.20		
31	6	25	4.60						27.60
32	6	25	2.44						14.64
33	4	25	4.14						16.56
34	4	25	2.01						8.04
35	6	12	2.20			13.20			
36	24	16	1.76				42.24		
37	11	10	1.31		14.41				
38	30	8	1.00	30.00					

* = in average

Total lengths		30.00	707.38	1014.20	147.24	48.60	66.84					
kg / m	D8	0.395	D10	0.617	D12	0.888	D16	1.580	D20	2.470	D25	3.850
kg / d		11.850	436.453	900.610	232.639	120.042	257.334					

Total weight (kg) 1958.928

Project: 2013 REKONSTRUKCIJA ULICE DR. FRANJE TUĐMANA U ZADRU - 3. DIONICA

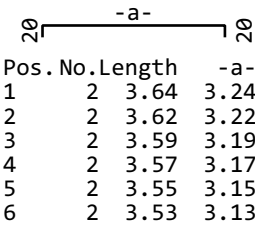
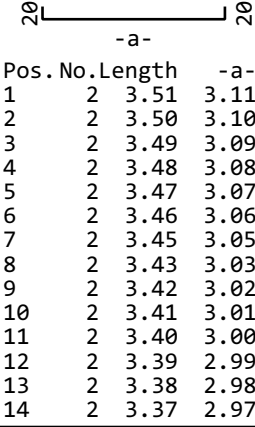

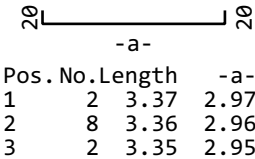
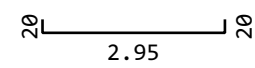


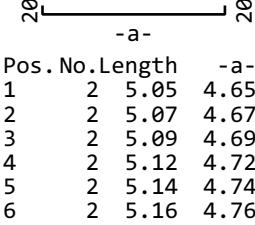
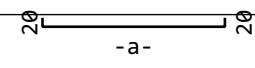
/ 14

Project data

Title : REKONSTRUKCIJA ULICE DR. FRANJE TUĐMANA U ZADRU - 3. DIONICA

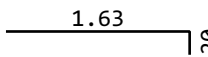
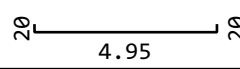
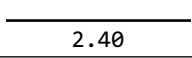
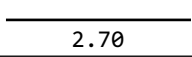
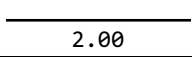
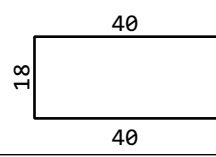
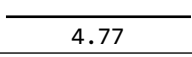
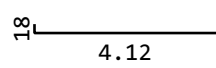
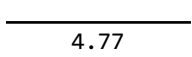
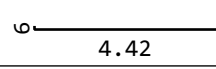

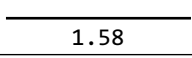
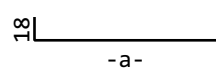
Content : POTPORNI ZID 14

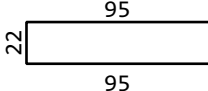

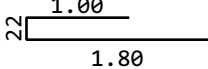

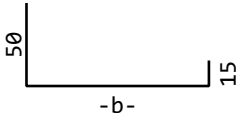
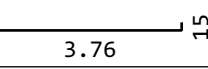
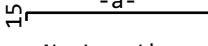
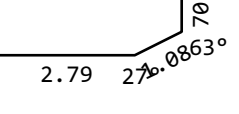
Plan No. : 14

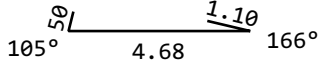

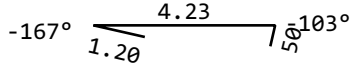
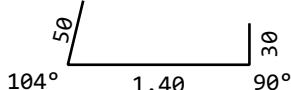

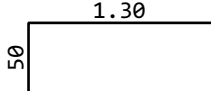
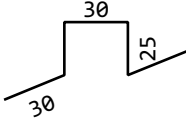
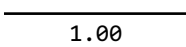
B E N D I N G S C H E D U L E Steelgrade: 500S																																																						
Pos.	No.	d	Length	dbr ds	Type	shape code	Tot.L	Weight kg																																														
1	12	12	--	4	A1	 <table border="1"> <tr> <th>Pos. No.</th> <th>Length</th> <th>-a-</th> </tr> <tr> <td>1</td> <td>2 3.64</td> <td>3.24</td> </tr> <tr> <td>2</td> <td>2 3.62</td> <td>3.22</td> </tr> <tr> <td>3</td> <td>2 3.59</td> <td>3.19</td> </tr> <tr> <td>4</td> <td>2 3.57</td> <td>3.17</td> </tr> <tr> <td>5</td> <td>2 3.55</td> <td>3.15</td> </tr> <tr> <td>6</td> <td>2 3.53</td> <td>3.13</td> </tr> </table>	Pos. No.	Length	-a-	1	2 3.64	3.24	2	2 3.62	3.22	3	2 3.59	3.19	4	2 3.57	3.17	5	2 3.55	3.15	6	2 3.53	3.13	42.96	38.148																									
Pos. No.	Length	-a-																																																				
1	2 3.64	3.24																																																				
2	2 3.62	3.22																																																				
3	2 3.59	3.19																																																				
4	2 3.57	3.17																																																				
5	2 3.55	3.15																																																				
6	2 3.53	3.13																																																				
2	28	12	--	4	A1	 <table border="1"> <tr> <th>Pos. No.</th> <th>Length</th> <th>-a-</th> </tr> <tr> <td>1</td> <td>2 3.51</td> <td>3.11</td> </tr> <tr> <td>2</td> <td>2 3.50</td> <td>3.10</td> </tr> <tr> <td>3</td> <td>2 3.49</td> <td>3.09</td> </tr> <tr> <td>4</td> <td>2 3.48</td> <td>3.08</td> </tr> <tr> <td>5</td> <td>2 3.47</td> <td>3.07</td> </tr> <tr> <td>6</td> <td>2 3.46</td> <td>3.06</td> </tr> <tr> <td>7</td> <td>2 3.45</td> <td>3.05</td> </tr> <tr> <td>8</td> <td>2 3.43</td> <td>3.03</td> </tr> <tr> <td>9</td> <td>2 3.42</td> <td>3.02</td> </tr> <tr> <td>10</td> <td>2 3.41</td> <td>3.01</td> </tr> <tr> <td>11</td> <td>2 3.40</td> <td>3.00</td> </tr> <tr> <td>12</td> <td>2 3.39</td> <td>2.99</td> </tr> <tr> <td>13</td> <td>2 3.38</td> <td>2.98</td> </tr> <tr> <td>14</td> <td>2 3.37</td> <td>2.97</td> </tr> </table>	Pos. No.	Length	-a-	1	2 3.51	3.11	2	2 3.50	3.10	3	2 3.49	3.09	4	2 3.48	3.08	5	2 3.47	3.07	6	2 3.46	3.06	7	2 3.45	3.05	8	2 3.43	3.03	9	2 3.42	3.02	10	2 3.41	3.01	11	2 3.40	3.00	12	2 3.39	2.99	13	2 3.38	2.98	14	2 3.37	2.97	96.32	85.532	
Pos. No.	Length	-a-																																																				
1	2 3.51	3.11																																																				
2	2 3.50	3.10																																																				
3	2 3.49	3.09																																																				
4	2 3.48	3.08																																																				
5	2 3.47	3.07																																																				
6	2 3.46	3.06																																																				
7	2 3.45	3.05																																																				
8	2 3.43	3.03																																																				
9	2 3.42	3.02																																																				
10	2 3.41	3.01																																																				
11	2 3.40	3.00																																																				
12	2 3.39	2.99																																																				
13	2 3.38	2.98																																																				
14	2 3.37	2.97																																																				
3	1	12	3.59	4	A1		3.59	3.188																																														
4	12	12	--	4	A1	 <table border="1"> <tr> <th>Pos. No.</th> <th>Length</th> <th>-a-</th> </tr> <tr> <td>1</td> <td>2 3.37</td> <td>2.97</td> </tr> <tr> <td>2</td> <td>8 3.36</td> <td>2.96</td> </tr> <tr> <td>3</td> <td>2 3.35</td> <td>2.95</td> </tr> </table>	Pos. No.	Length	-a-	1	2 3.37	2.97	2	8 3.36	2.96	3	2 3.35	2.95	40.32	35.804																																		
Pos. No.	Length	-a-																																																				
1	2 3.37	2.97																																																				
2	8 3.36	2.96																																																				
3	2 3.35	2.95																																																				
5	1	12	3.30	4	A1		3.30	2.930																																														
6	3	12	4.97	4	A1		14.91	13.240																																														
7	10	10	5.10	4	A1		51.00	31.467																																														
8	12	12	--	4	A1	 <table border="1"> <tr> <th>Pos. No.</th> <th>Length</th> <th>-a-</th> </tr> <tr> <td>1</td> <td>2 5.05</td> <td>4.65</td> </tr> <tr> <td>2</td> <td>2 5.07</td> <td>4.67</td> </tr> <tr> <td>3</td> <td>2 5.09</td> <td>4.69</td> </tr> <tr> <td>4</td> <td>2 5.12</td> <td>4.72</td> </tr> <tr> <td>5</td> <td>2 5.14</td> <td>4.74</td> </tr> <tr> <td>6</td> <td>2 5.16</td> <td>4.76</td> </tr> </table>	Pos. No.	Length	-a-	1	2 5.05	4.65	2	2 5.07	4.67	3	2 5.09	4.69	4	2 5.12	4.72	5	2 5.14	4.74	6	2 5.16	4.76	61.32	54.452																									
Pos. No.	Length	-a-																																																				
1	2 5.05	4.65																																																				
2	2 5.07	4.67																																																				
3	2 5.09	4.69																																																				
4	2 5.12	4.72																																																				
5	2 5.14	4.74																																																				
6	2 5.16	4.76																																																				
9	14	12	--	4	A1		73.64	65.392																																														

Project: 2013 REKONSTRUKCIJA ULICE DR. FRANJE TUĐMANA U ZADRU - 3. DIONICA

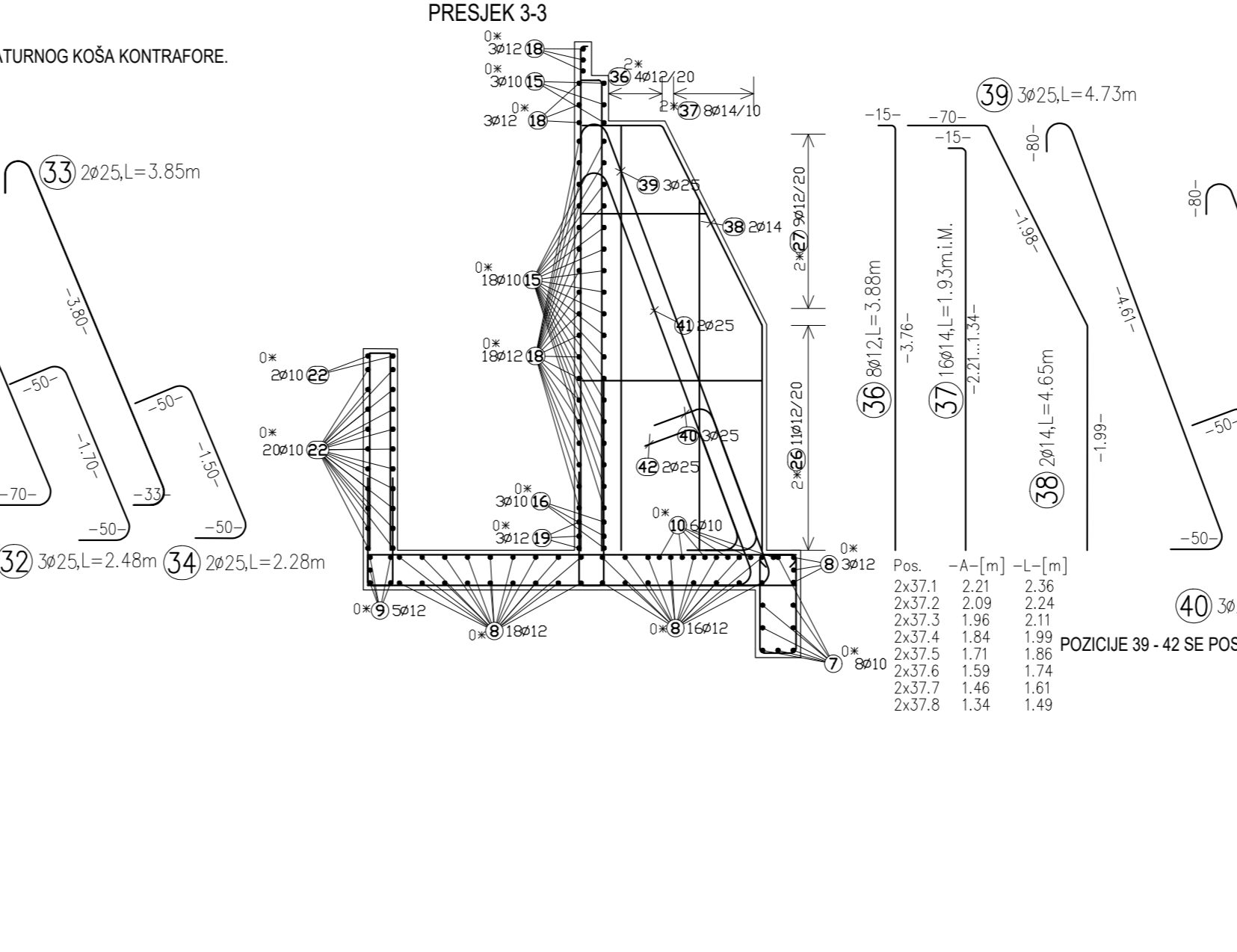
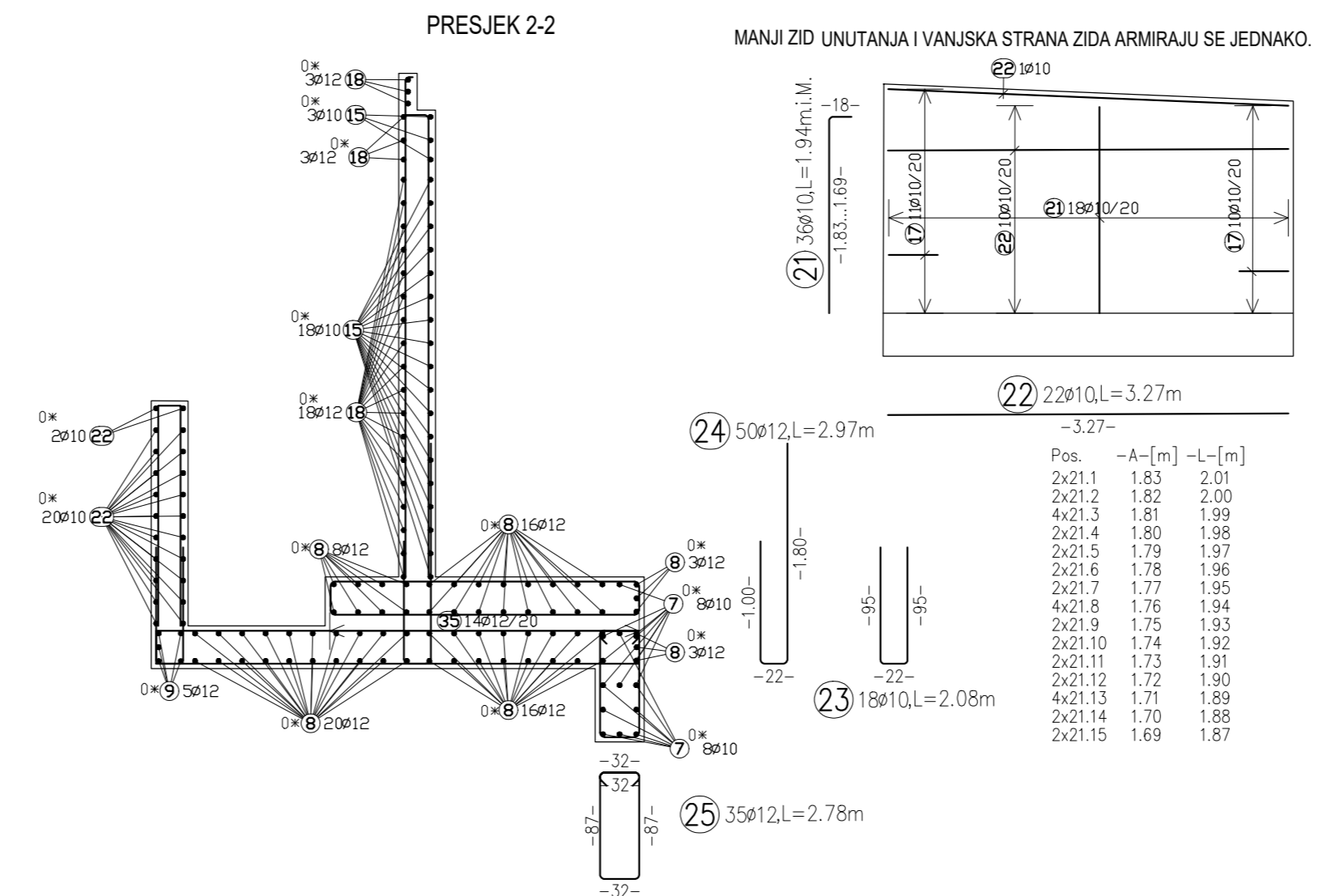
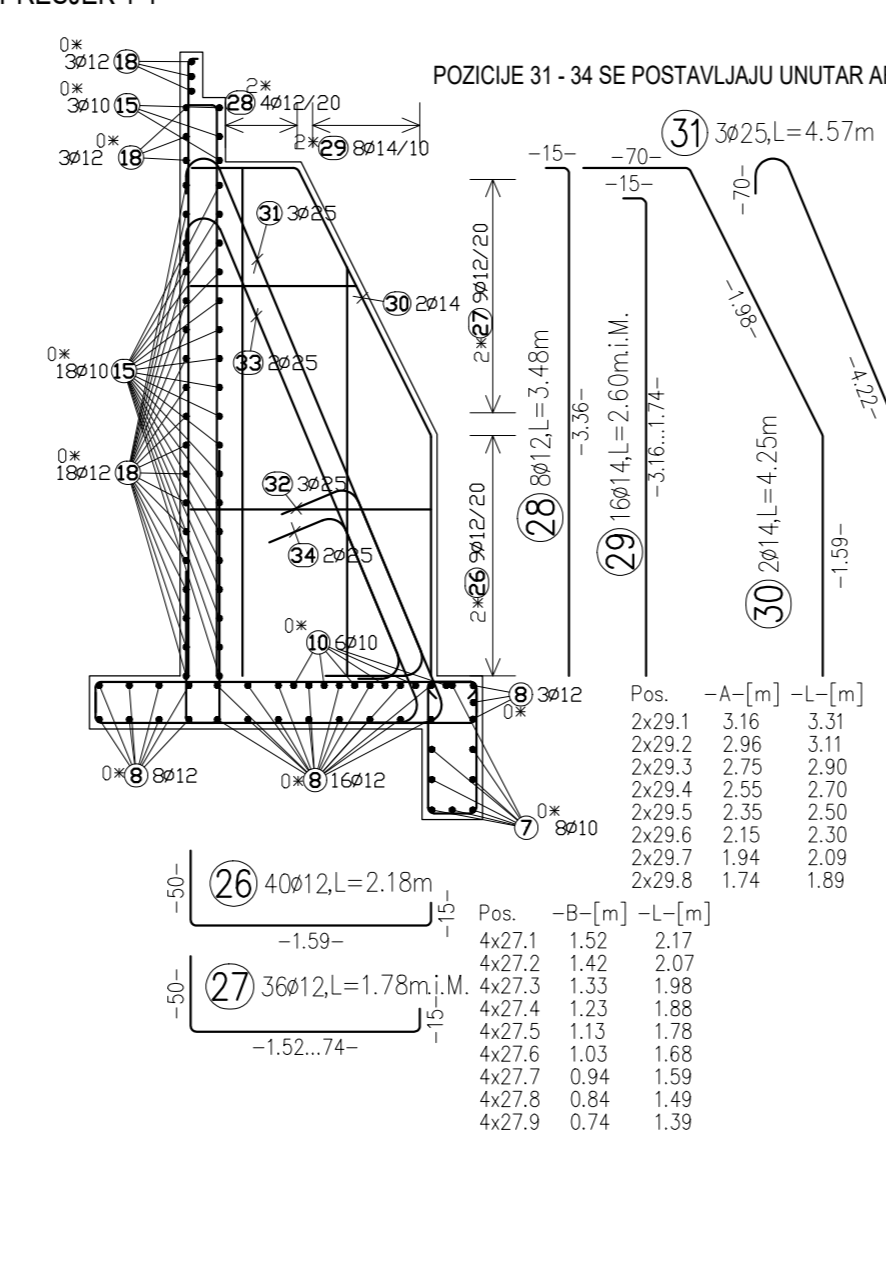
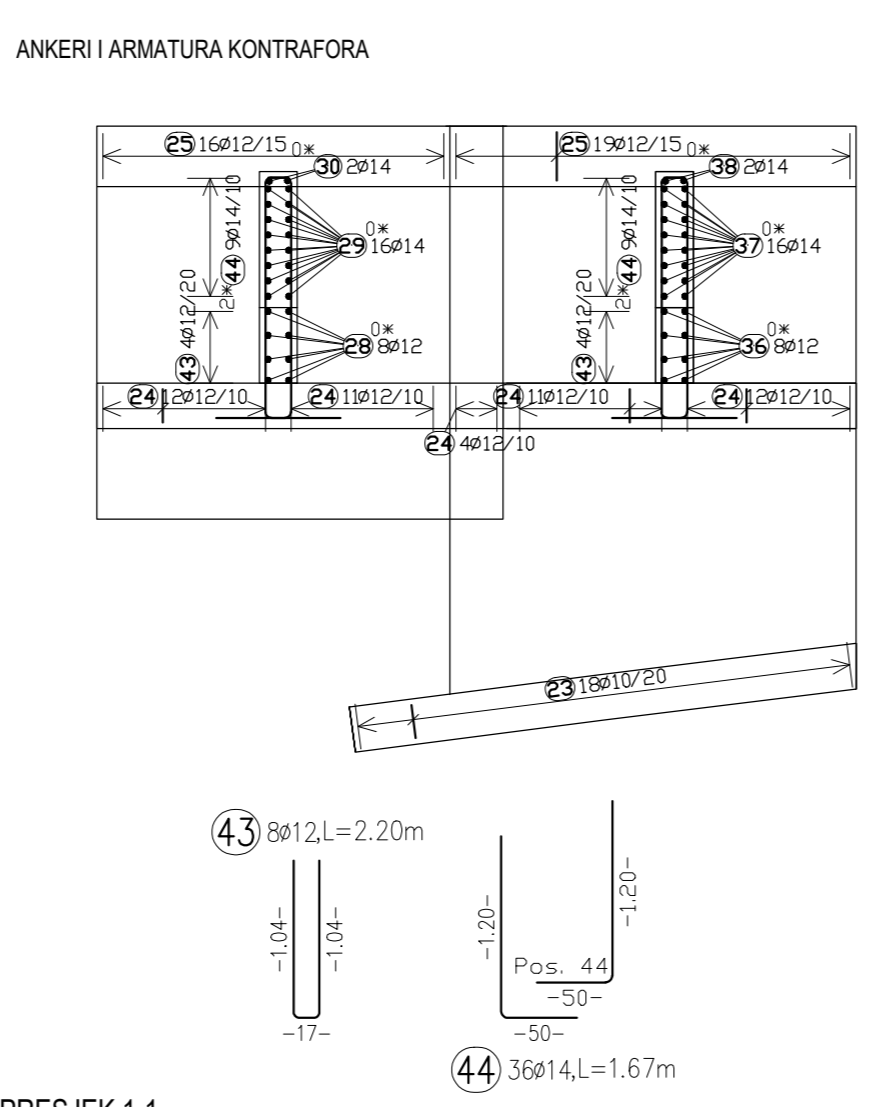
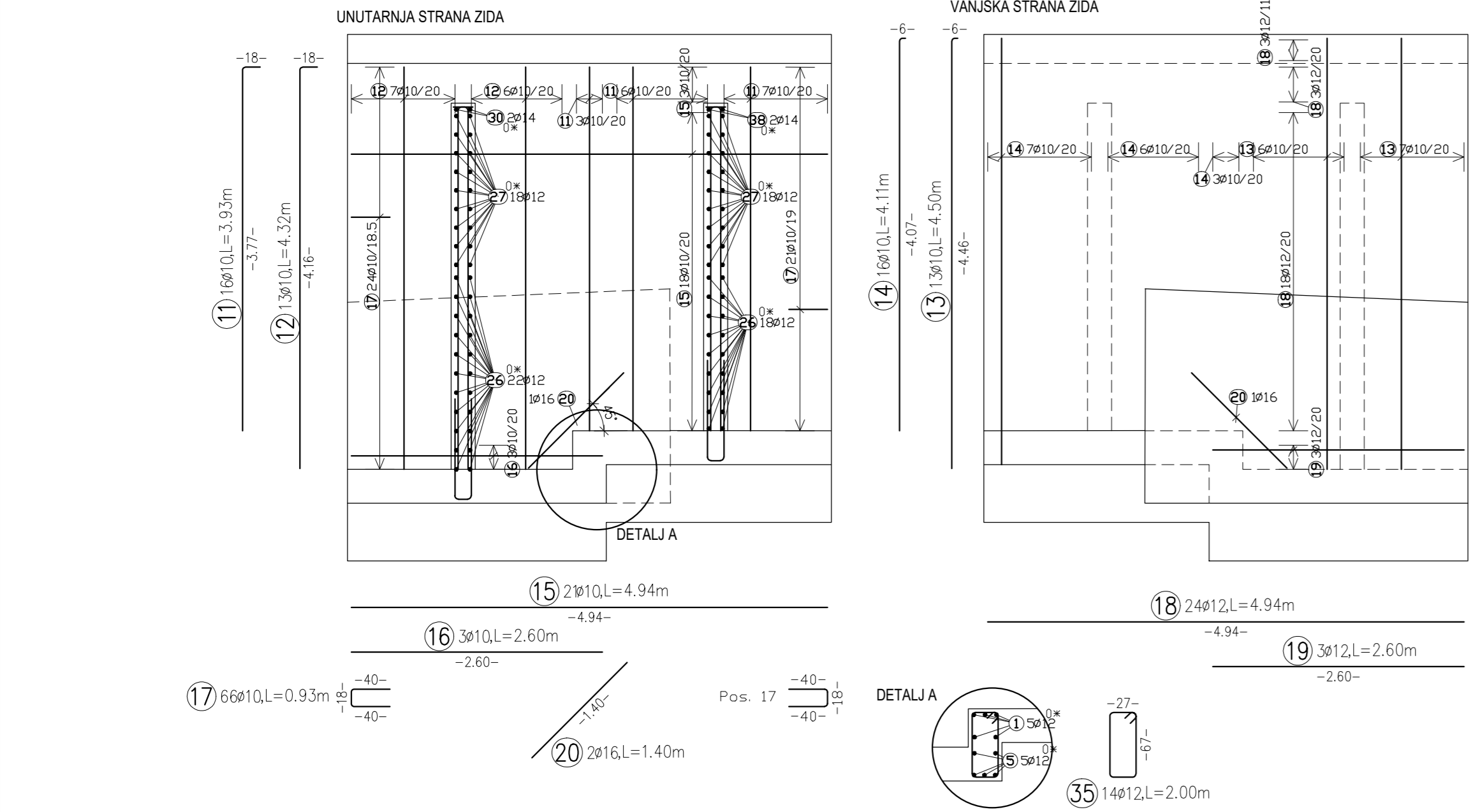
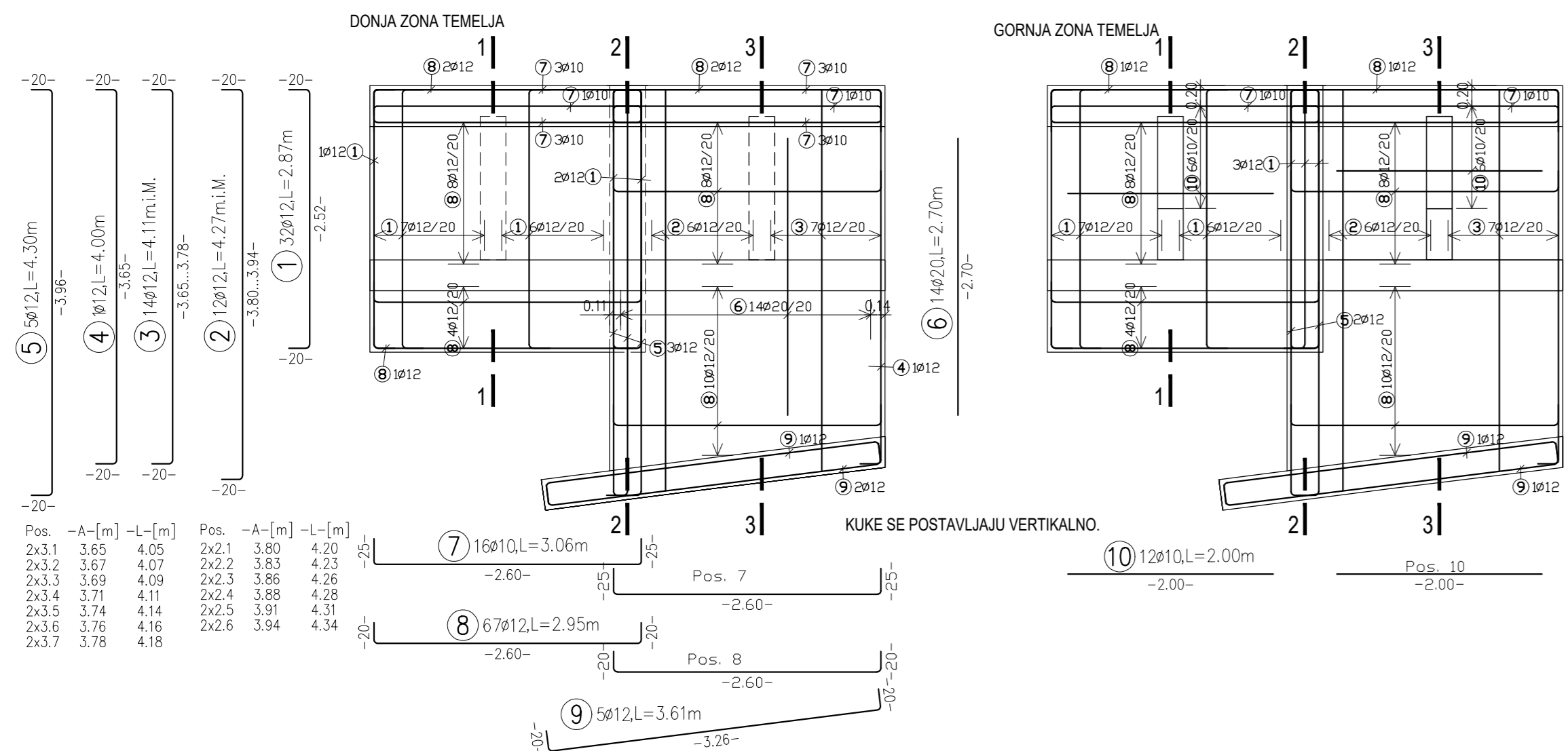
/ 14

B E N D I N G S C H E D U L E Steelgrade: 500S									
Pos.	No.	d	Length	dbr. ds	Type	shape code	Tot.L	Weight kg	
9						Pos.No.Length -a- 1 2 5.19 4.79 2 2 5.21 4.81 3 2 5.23 4.83 4 2 5.26 4.86 5 2 5.28 4.88 6 2 5.30 4.90 7 2 5.32 4.92			
10	2	12	1.80	4	A1		3.60	3.197	
11	5	12	5.30	4	A1		26.50	23.532	
12	7	16	2.40	4	A1		16.80	26.544	
13	18	20	2.70	7	A1		48.60	120.042	
14	12	12	2.00	4	A1		24.00	21.312	
15	66	10	0.93	4	A3		61.38	37.871	
16	23	10	4.77	4	A1		109.71	67.691	
17	26	10	4.28	4	A2		111.28	68.660	
18	26	12	4.77	4	A1		124.02	110.130	
19	25	10	4.46	4	A2		111.50	68.795	
20	20	10	4.98	4	A1		99.60	61.453	
21	2	10	1.58	4	A1		3.16	1.950	
22	52	10	--	4	A1	 -a- Pos.No.Length -a- 1 2 1.64 1.46 2 2 1.65 1.47 3 2 1.66 1.48 4 2 1.67 1.49 5 2 1.68 1.50 6 2 1.69 1.51 7 2 1.70 1.52 8 4 1.71 1.53 9 2 1.72 1.54 10 2 1.73 1.55 11 2 1.74 1.56 12 2 1.75 1.57 13 2 1.76 1.58 14 2 1.77 1.59 15 2 1.78 1.60 16 2 1.79 1.61 17 4 1.80 1.62	91.52	56.468	

B E N D I N G S C H E D U L E Steelgrade: 500S									
Pos.	No.	d	Length	db ds	Type	shape code	Tot.L	Weight kg	
22						Pos. No. Length -a- 18 2 1.81 1.63 19 2 1.82 1.64 20 2 1.83 1.65 21 2 1.84 1.66 22 2 1.85 1.67 23 2 1.86 1.68 24 2 1.87 1.69			
23	26	10	2.07	4	A3		53.82	33.207	
24	50	12	3.18	4	A4		159.00	141.192	
25	48	12	2.97	4	A3		142.56	126.593	
26	60	12	1.78	4	A2		106.80	94.838	
27	20	12	--	4	A2	 -b- Pos. No. Length -b- 1 4 1.76 1.11 2 4 1.67 1.02 3 4 1.58 0.93 4 4 1.48 0.83 5 4 1.39 0.74	31.60	28.061	
28	12	12	3.88	4	A1		46.56	41.345	
29	20	16	--	4	A1	 -a- Pos. No. Length -a- 1 4 3.91 3.76 2 4 3.71 3.56 3 4 3.50 3.35 4 4 3.30 3.15 5 4 3.09 2.94	70.00	110.600	
30	4	16	4.55	4	X1	 Nr. dx dy l >° 1 2.79 0.00 2.79 27 2 0.97 0.49 1.08 63 3 0.00 0.70 0.70	18.20	28.756	

B E N D I N G S C H E D U L E Steelgrade: 500S								
Pos.	No.	d	Length	dbr- ds	Type	shape code	Tot.L	Weight kg
31	6	25	4.60	7	X1	 <p>Nr. dx dy l >° 1 -0.13 -0.48 0.50 105 2 4.68 0.00 4.68 166 3 -1.07 0.27 1.10</p>	27.60	106.260
32	6	25	2.44	7	X1	 <p>Nr. dx dy l >° 1 -0.13 -0.49 0.50 105 2 1.62 0.00 1.62 89 3 0.01 0.50 0.50</p>	14.64	56.364
33	4	25	4.14	7	X1	 <p>Nr. dx dy l >° 1 -1.16 0.28 1.20 -167 2 4.23 0.00 4.23 -103 3 -0.12 -0.48 0.50</p>	16.56	63.756
34	4	25	2.01	7	X1	 <p>Nr. dx dy l >° 1 -0.12 -0.48 0.50 104 2 1.40 0.00 1.40 90 3 -0.00 0.30 0.30</p>	8.04	30.954
35	6	12	2.20	4	A3		13.20	11.722
36	24	16	1.76	4	A2		42.24	66.739
37	11	10	1.31	4	D2		14.41	8.891
38	30	8	1.00	4	A1		30.00	11.850

Total weight (kg) 1958.928



BAR SCHEDULE Steelgrade: 500S

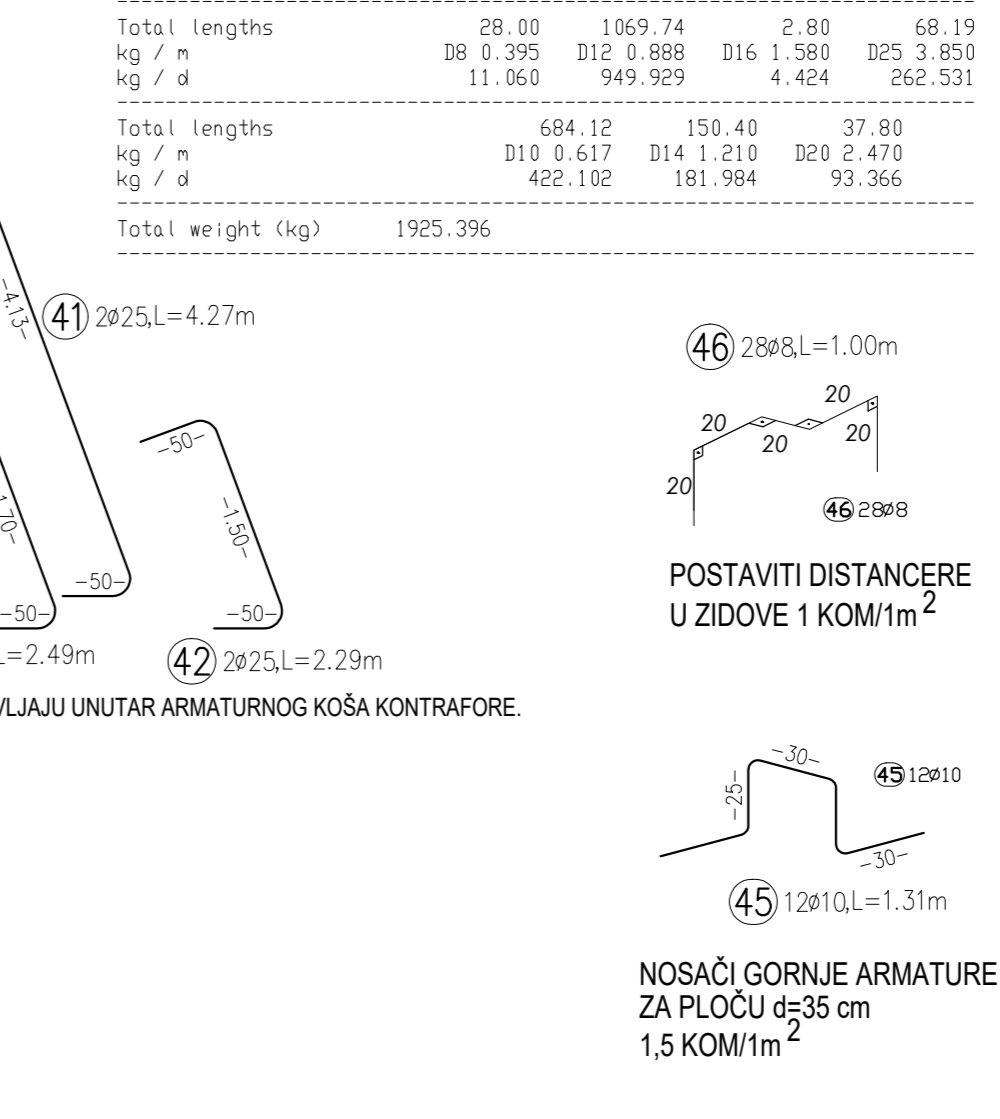
Pos.	No.	d	Length	D8	D10	D12	D14	D16	D20	D25
1	32	12	2.87						91.84	
2	12	12	4.27*						51.24	
3	14	12	4.11*						57.54	
4	12	12	4.00						4.00	
5	12	12	4.30						21.50	
6	14	20	2.70							37.80
7	16	10	3.06			48.96				
8	67	12	2.95			197.65				
9	5	12	3.61			18.05				
10	12	10	2.00			24.00				
11	16	10	3.93			62.88				
12	13	10	4.32			56.16				
13	13	10	4.50			58.50				
14	16	10	4.11			65.76				
15	14	10	4.94			103.74				
16	3	10	2.60			7.80				
17	66	10	0.93			61.38				
18	24	12	4.94			118.56				
19	3	12	2.60			7.80				
20	2	16	1.40					2.80		
21	36	10	1.94*			69.84				
22	22	10	3.27			71.94				
23	18	10	2.08			37.44				
24	50	12	2.97			148.50				
25	35	12	2.78			97.30				
26	40	12	2.18			87.20				
27	36	12	1.78*			64.08				
28	8	12	3.48			27.84				
29	16	14	2.60*			41.60				
30	2	14	4.25			8.50				
31	3	25	4.57						13.71	
32	3	25	2.48						7.44	
33	2	25	3.85						7.70	
34	2	25	2.28						4.56	
35	14	12	2.00			28.00				
36	8	12	3.88			31.04				
37	16	14	1.93*			30.88				
38	2	14	4.65			9.30				
39	3	25	4.73						14.19	
40	3	25	2.49						7.47	
41	2	25	4.27						8.54	
42	2	25	2.29						4.58	
43	8	12	2.20			17.60				
44	36	14	1.67			60.12				
45	12	10	1.31			15.72				
46	28	8	1.00			28.00				

* = in average

Total lengths	D8	D10	D12	D14	D16	D20	D25
kg / m	0.395	0.888	1.069	1.580	2.80	3.850	68.19
kg / d	11.060	949.929	4.424	262.531			

Total lengths	D10	D14	D20	D25
kg / m	684.12	150.40	37.80	3.850
kg / d	422.102	181.984	93.366	

Total weight (kg) 1925.396



REKONSTRUKCIJA ULICE DR. FRANJE TUĐMANA U ZADRU - 3. DIONICA (od stac. 0+781,18 do stac. 1+244,65)

ARMATURA POTPORNOG ZIDA 15

1:50
c=4 cm
B500B, C35/45

POTREBNO JE IZVESTI BARBANE PROMJERA Ø120.00mm. IZVODE SE NA 20.0cm IZNAD KOTE PROJEKTIRANOG GOTOVO UREĐENOG TERENA. BARBANE U KONTRAFORAMA SE IZVODE 5cm OD RUBA ZIDA.

POTPORNI ZID IZVODI SE NA NASIPU.

	D&Z d.o.o. PROJECTING - CONSULTING - ENGINEERING Jerolim Vidčića 7, Zadar, tel:02322 08 60 E-mail: info@d&z.hr	INVESTITOR GRAD ZADAR Narodni trg 1, 23000 Zadar
	PROJEKTANT ANTE UGLEŠIĆ dipl.ing. grad. <i>Ante Uglešić</i>	GRADJEVINA REKONSTRUKCIJA ULICE DR. FRANJE TUĐMANA U ZADRU - 3. DIONICA
PROJEKTANT SURADNIK SURADNIK	NIKOLINA UGLEŠIĆ mag.ing.aedif. <i>Nikolina Uglešić</i>	SASTAV CRTEŽA ARMATURA POTPORNOG ZIDA 15
		FAZA izvedbeni
		ZAJEDNIČKA OZNAKA I.O. 11704-3
		MJERILO 1:50
		TEHNIČKI DNEVNIK 2013
		DATUM lipanj 2020.
		BROJ NACRTA 15

Project: 2013 REKONSTRUKCIJA ULICE DR. FRANJE TUĐMANA U ZADRU – 3. DIONICA

/ 15

Project data

Title : REKONSTRUKCIJA ULICE DR. FRANJE TUĐMANA U ZADRU – 3. DIONICA
 Content : POTPORNI ZID 15
 Plan No. : 15

All total length of bar profiles axial length

B A R S C H E D U L E Steelgrade: 500S

Pos.	No.	d	Length	D8	D10	D12	D14	D16	D20	D25
1	32	12	2.87			91.84				
2	12	12	4.27*			51.24				
3	14	12	4.11*			57.54				
4	1	12	4.00			4.00				
5	5	12	4.30			21.50				
6	14	20	2.70						37.80	
7	16	10	3.06	48.96						
8	67	12	2.95		197.65					
9	5	12	3.61		18.05					
10	12	10	2.00		24.00					
11	16	10	3.93		62.88					
12	13	10	4.32		56.16					
13	13	10	4.50		58.50					
14	16	10	4.11		65.76					
15	21	10	4.94	103.74						
16	3	10	2.60		7.80					
17	66	10	0.93	61.38						
18	24	12	4.94		118.56					
19	3	12	2.60		7.80					
20	2	16	1.40					2.80		
21	36	10	1.94*	69.84						
22	22	10	3.27	71.94						
23	18	10	2.08	37.44						
24	50	12	2.97		148.50					
25	35	12	2.78		97.30					
26	40	12	2.18		87.20					
27	36	12	1.78*		64.08					
28	8	12	3.48		27.84					
29	16	14	2.60*			41.60				
30	2	14	4.25			8.50				
31	3	25	4.57						13.71	
32	3	25	2.48						7.44	
33	2	25	3.85						7.70	
34	2	25	2.28						4.56	
35	14	12	2.00		28.00					
36	8	12	3.88		31.04					
37	16	14	1.93*			30.88				
38	2	14	4.65			9.30				
39	3	25	4.73						14.19	
40	3	25	2.49						7.47	
41	2	25	4.27						8.54	
42	2	25	2.29						4.58	
43	8	12	2.20		17.60					
44	36	14	1.67			60.12				
45	12	10	1.31		15.72					
46	28	8	1.00	28.00						

* = in average

Total lengths		28.00	1069.74	2.80	68.19	
kg / m	D8	0.395	D12	0.888	D16	1.580
kg / d		11.060		949.929		262.531

Project: 2013 REKONSTRUKCIJA ULICE DR. FRANJE TUĐMANA U ZADRU - 3. DIONICA

/ 15

B A R S C H E D U L E Steelgrade: 500S

Pos.	No.	d	Length	D8	D10	D12	D14	D16	D20	D25
Total lengths				684.12	150.40	37.80				
kg / m				D10 0.617	D14 1.210	D20 2.470				
kg / d				422.102	181.984	93.366				
Total weight (kg)			1925.396							

Project: 2013 REKONSTRUKCIJA ULICE DR. FRANJE TUĐMANA U ZADRU - 3. DIONICA

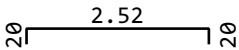
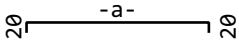
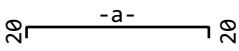
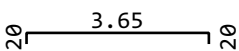
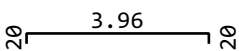
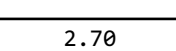
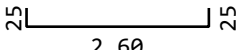
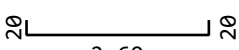

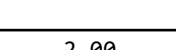
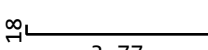

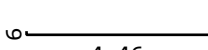
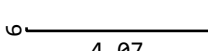
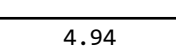
/ 15

Project data

Title : REKONSTRUKCIJA ULICE DR. FRANJE TUĐMANA U ZADRU - 3. DIONICA

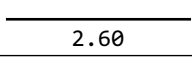
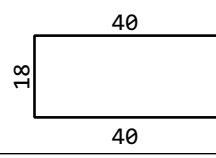
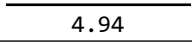
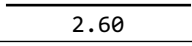
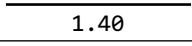
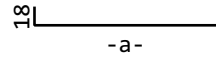
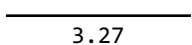

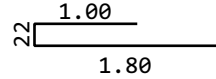
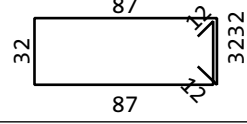

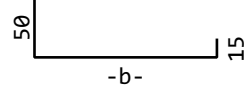
Content : POTPORNI ZID 15

Plan No. : 15


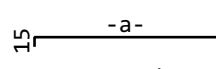
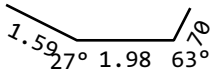
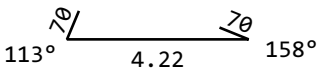
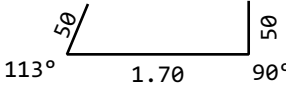
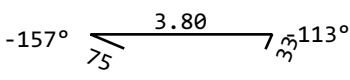
B E N D I N G S C H E D U L E Steelgrade: 500S									
Pos.	No.	d	Length	dbr ds	Type	shape code	Tot.L	Weight kg	
1	32	12	2.87	4	A1		91.84	81.554	
2	12	12	--	4	A1	 Pos.No.Length -a- 1 2 4.20 3.80 2 2 4.23 3.83 3 2 4.26 3.86 4 2 4.28 3.88 5 2 4.31 3.91 6 2 4.34 3.94	51.24	45.501	
3	14	12	--	4	A1	 Pos.No.Length -a- 1 2 4.05 3.65 2 2 4.07 3.67 3 2 4.09 3.69 4 2 4.11 3.71 5 2 4.14 3.74 6 2 4.16 3.76 7 2 4.18 3.78	57.54	51.096	
4	1	12	4.00	4	A1		4.00	3.552	
5	5	12	4.30	4	A1		21.50	19.092	
6	14	20	2.70	7	A1		37.80	93.366	
7	16	10	3.06	4	A1		48.96	30.208	
8	67	12	2.95	4	A1		197.65	175.513	
9	5	12	3.61	4	A1		18.05	16.028	
10	12	10	2.00	4	A1		24.00	14.808	
11	16	10	3.93	4	A1		62.88	38.797	
12	13	10	4.32	4	A1		56.16	34.651	
13	13	10	4.50	4	A2		58.50	36.094	
14	16	10	4.11	4	A2		65.76	40.574	
15	21	10	4.94	4	A1		103.74	64.008	

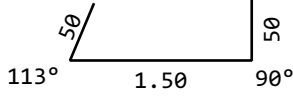

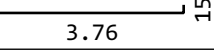
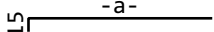
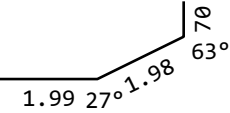
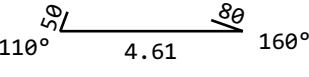
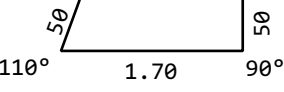
Project: 2013 REKONSTRUKCIJA ULICE DR. FRANJE TUĐMANA U ZADRU – 3. DIONICA

/ 15

B E N D I N G S C H E D U L E Steelgrade: 500S								
Pos.	No.	d	Length	nbr ds	Type	shape code	Tot.L	Weight kg
16	3	10	2.60	4	A1		7.80	4.813
17	66	10	0.93	4	A3		61.38	37.871
18	24	12	4.94	4	A1		118.56	105.281
19	3	12	2.60	4	A1		7.80	6.926
20	2	16	1.40	4	A1		2.80	4.424
21	36	10	--	4	A1	 -a- Pos. No. Length -a- 1 2 2.01 1.83 2 2 2.00 1.82 3 4 1.99 1.81 4 2 1.98 1.80 5 2 1.97 1.79 6 2 1.96 1.78 7 2 1.95 1.77 8 4 1.94 1.76 9 2 1.93 1.75 10 2 1.92 1.74 11 2 1.91 1.73 12 2 1.90 1.72 13 4 1.89 1.71 14 2 1.88 1.70 15 2 1.87 1.69	69.84	43.091
22	22	10	3.27	4	A1		71.94	44.387
23	18	10	2.08	4	A3		37.44	23.100
24	50	12	2.97	4	A3		148.50	131.868
25	35	12	2.78	4	A4		97.30	86.402
26	40	12	2.18	4	A2		87.20	77.434
27	36	12	--	4	A2	 -b- 1 4 2.17 1.52	64.08	56.903

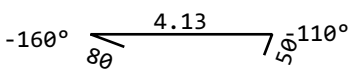
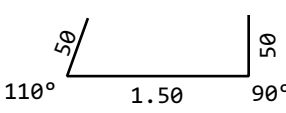

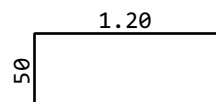
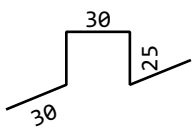
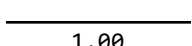
B E N D I N G S C H E D U L E Steelgrade: 500S

Pos.	No.	d	Length	dbr. ds	Type	shape code	Tot.L	Weight kg
27						Pos.No.Length -b- 2 4 2.07 1.42 3 4 1.98 1.33 4 4 1.88 1.23 5 4 1.78 1.13 6 4 1.68 1.03 7 4 1.59 0.94 8 4 1.49 0.84 9 4 1.39 0.74		
28	8	12	3.48	4	A1		27.84	24.722
29	16	14	--	4	A1	 Pos.No.Length -a- 1 2 3.31 3.16 2 2 3.11 2.96 3 2 2.90 2.75 4 2 2.70 2.55 5 2 2.50 2.35 6 2 2.30 2.15 7 2 2.09 1.94 8 2 1.89 1.74	41.60	50.336
30	2	14	4.25	4	X1	 Nr. dx dy l >° 1 1.42 -0.71 1.59 27 2 1.98 0.00 1.98 63 3 0.31 0.62 0.70	8.50	10.285
31	3	25	4.57	7	X1	 Nr. dx dy l >° 1 -0.27 -0.64 0.70 113 2 4.22 0.00 4.22 158 3 -0.65 0.27 0.70	13.71	52.783
32	3	25	2.48	7	X1	 Nr. dx dy l >° 1 -0.19 -0.46 0.50 113 2 1.70 0.00 1.70 90 3 0.00 0.50 0.50	7.44	28.644
33	2	25	3.85	7	X1	 Nr. dx dy l >° 1 -0.69 0.29 0.75 -157 2 3.80 0.00 3.80 -113 3 -0.13 -0.30 0.33	7.70	29.645

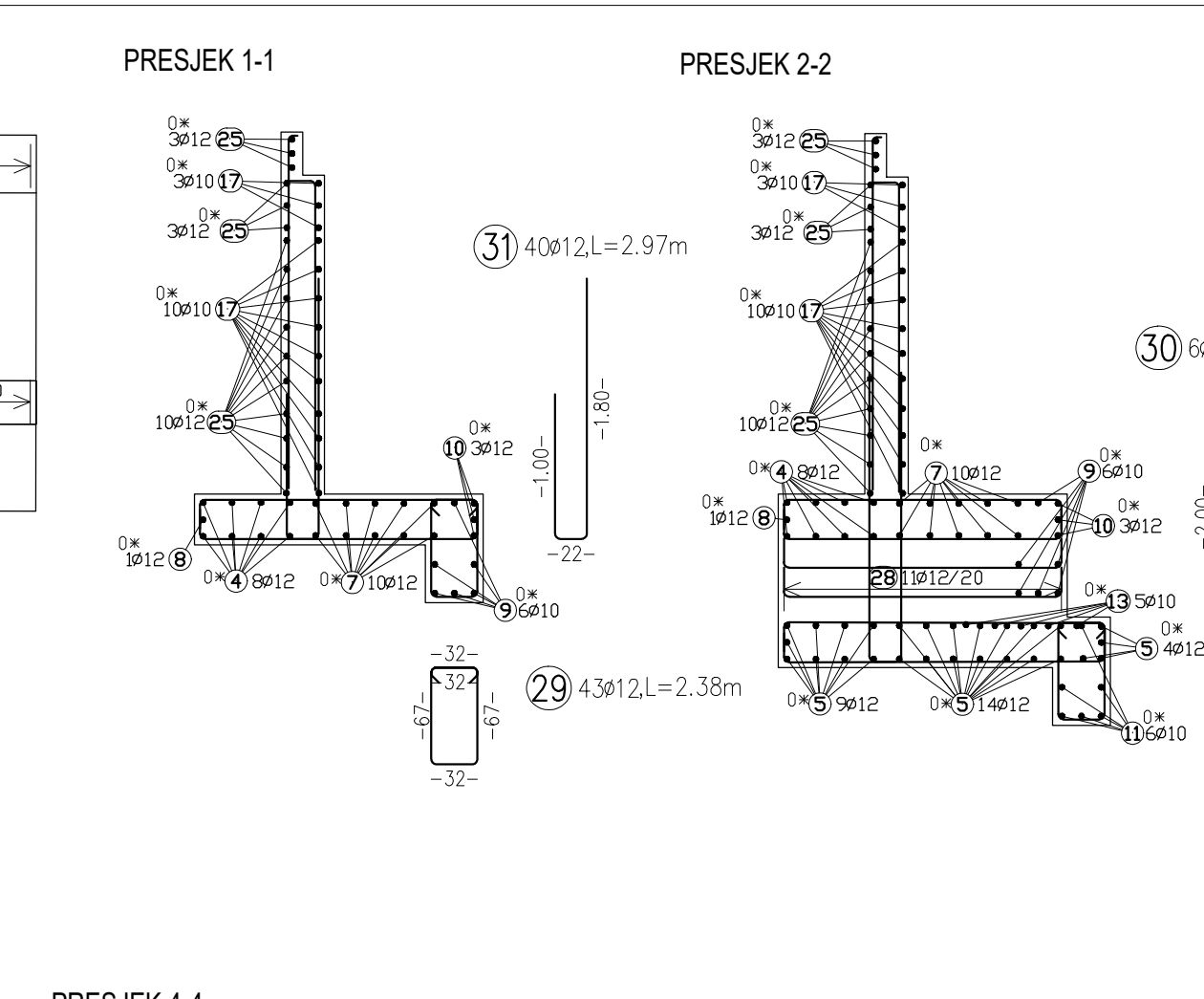
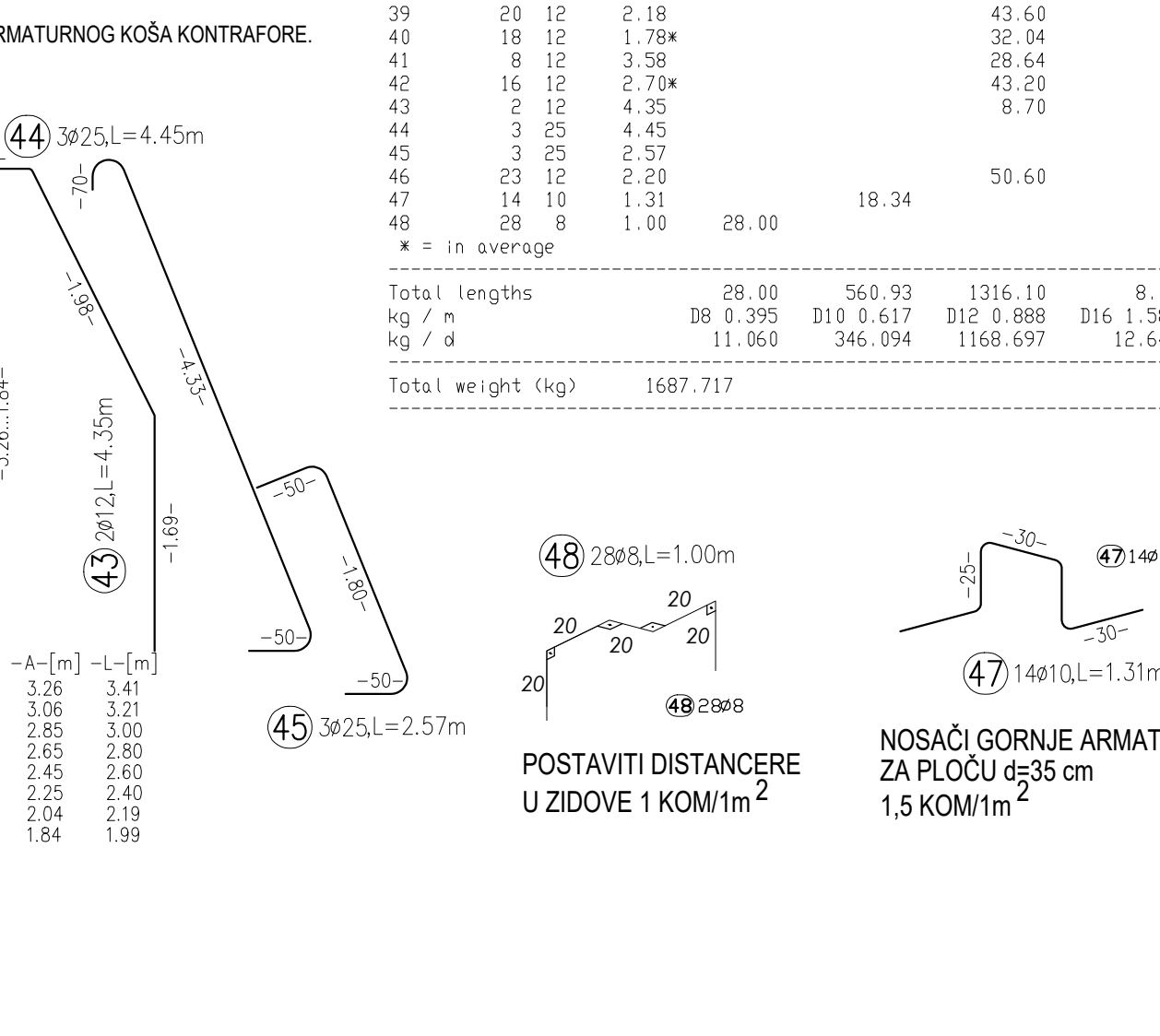
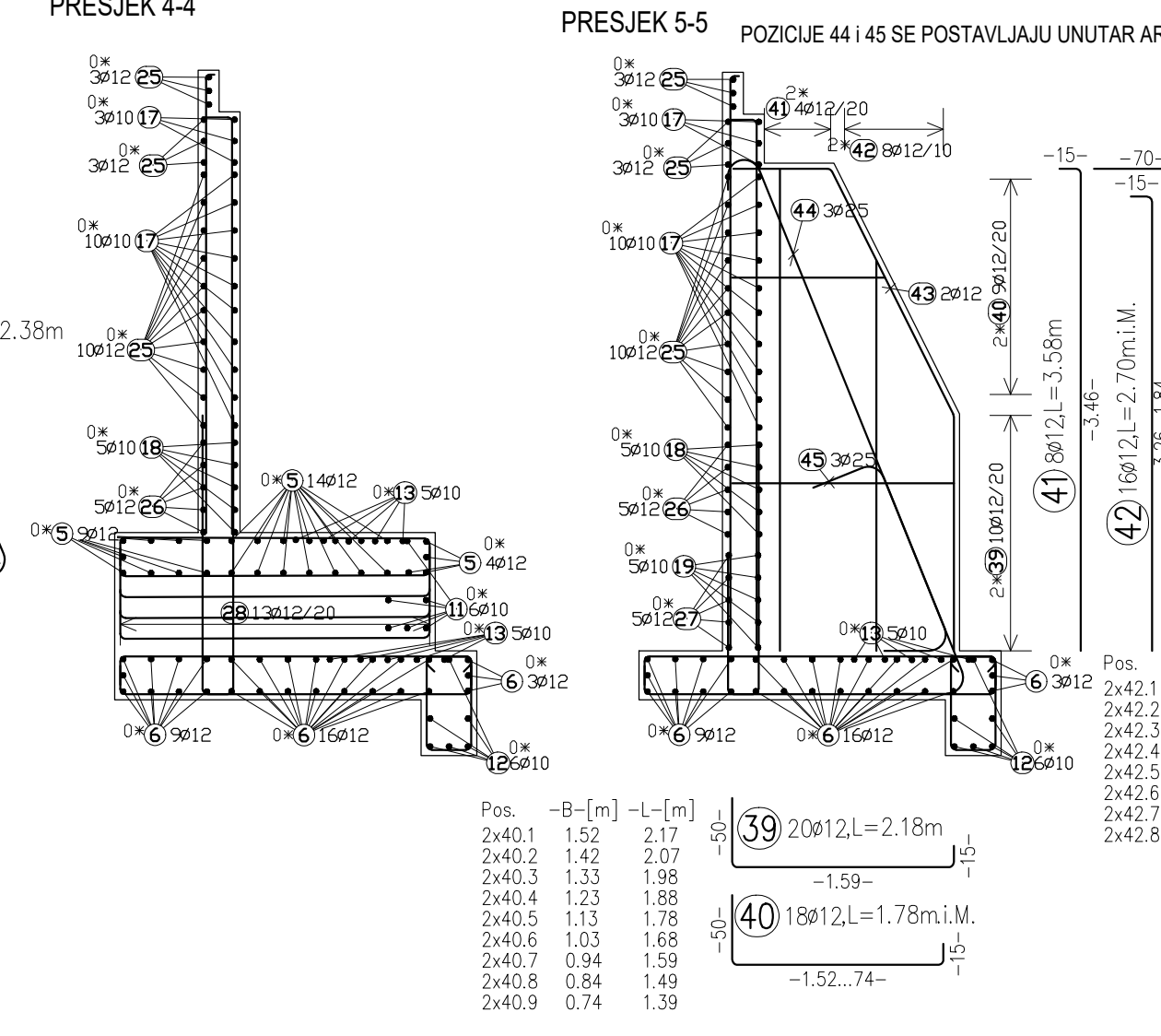
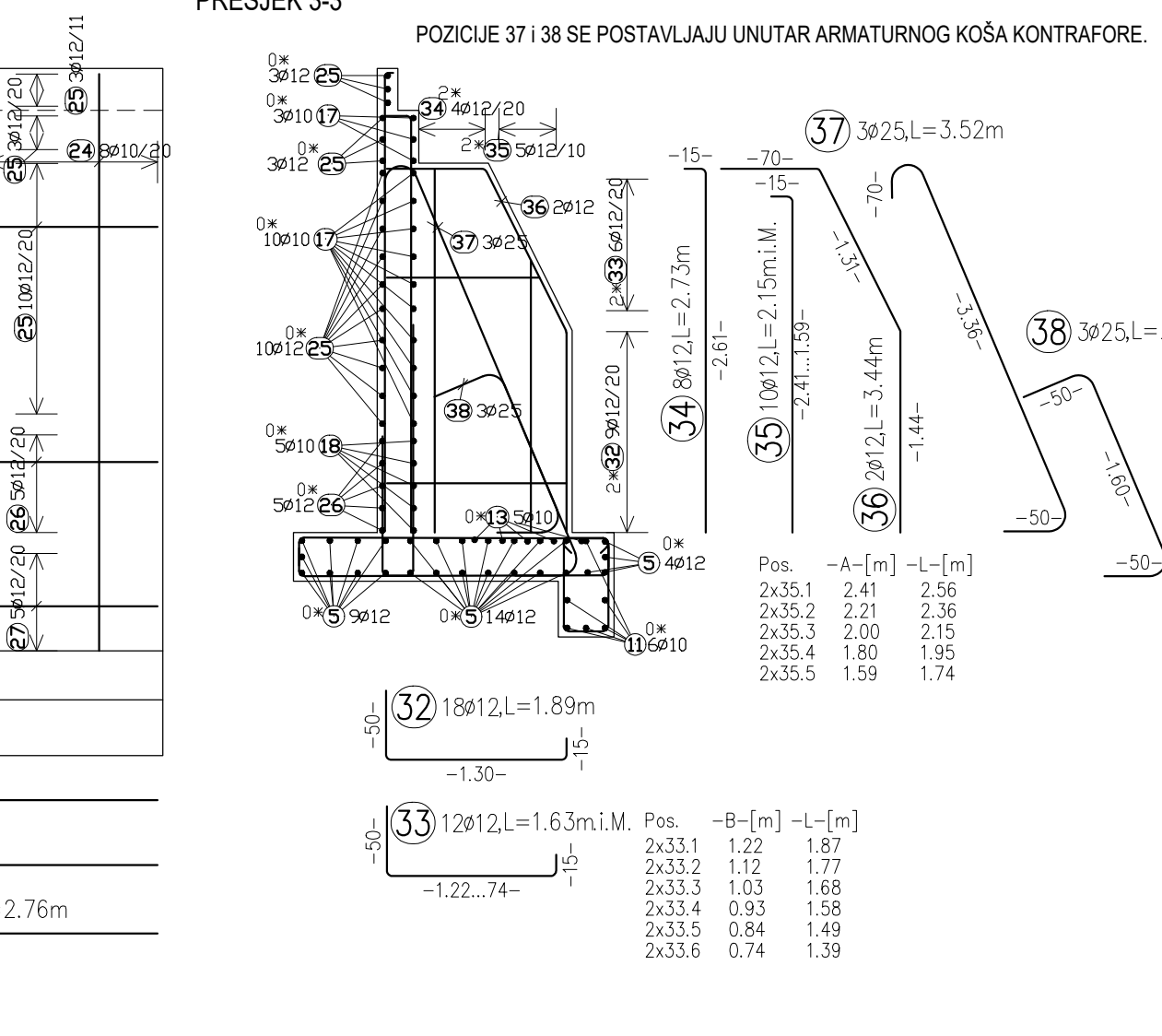
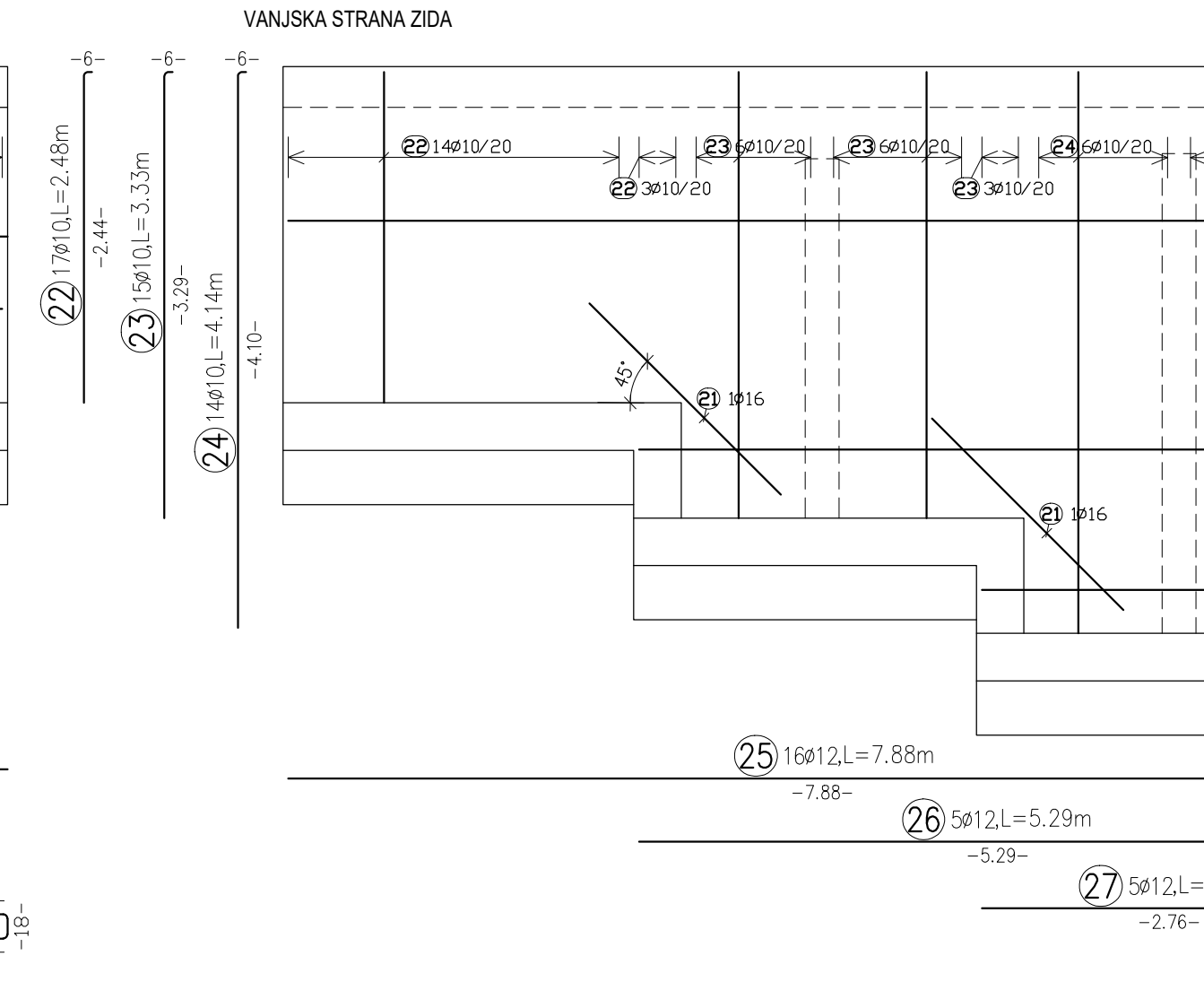
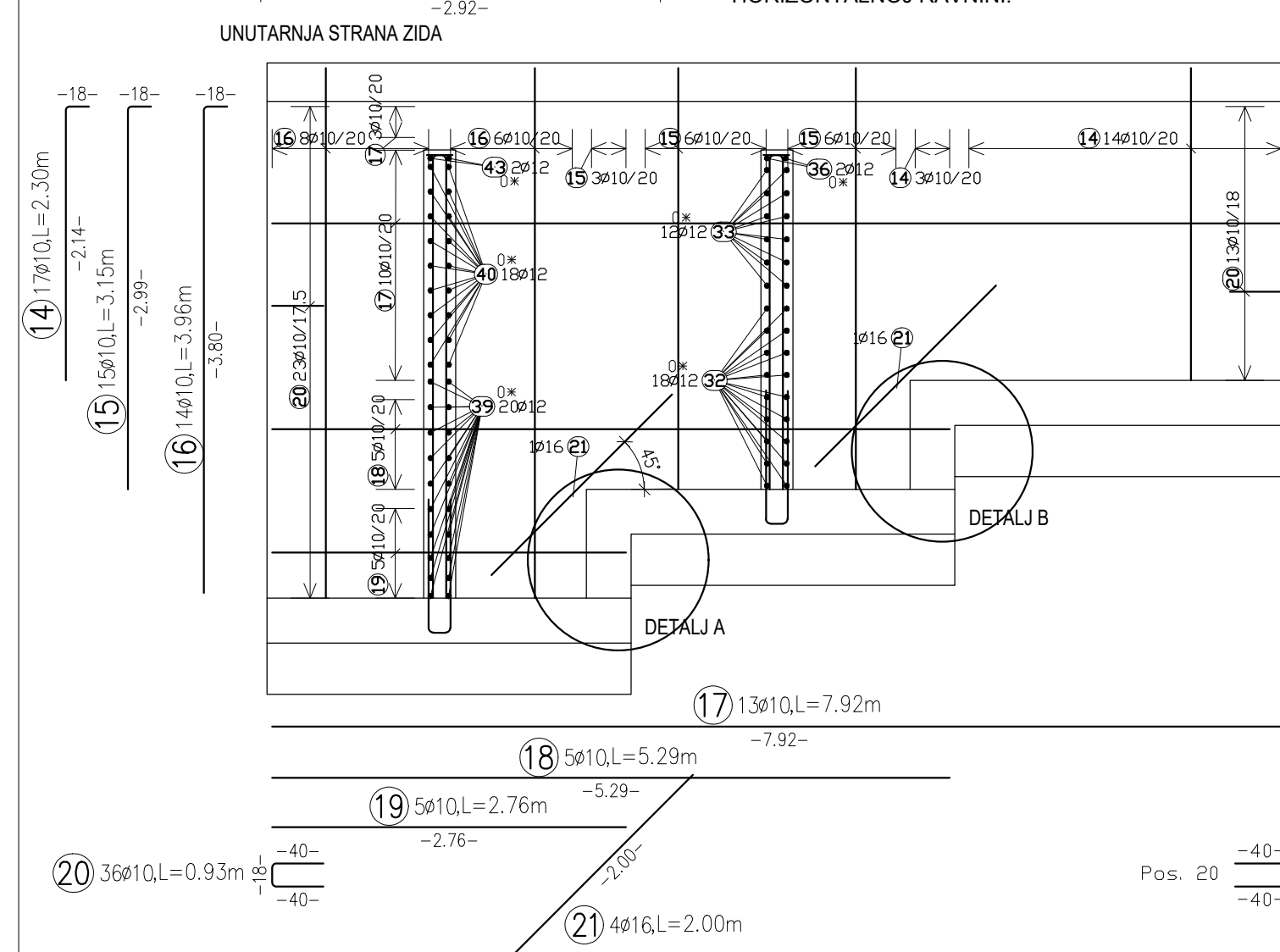
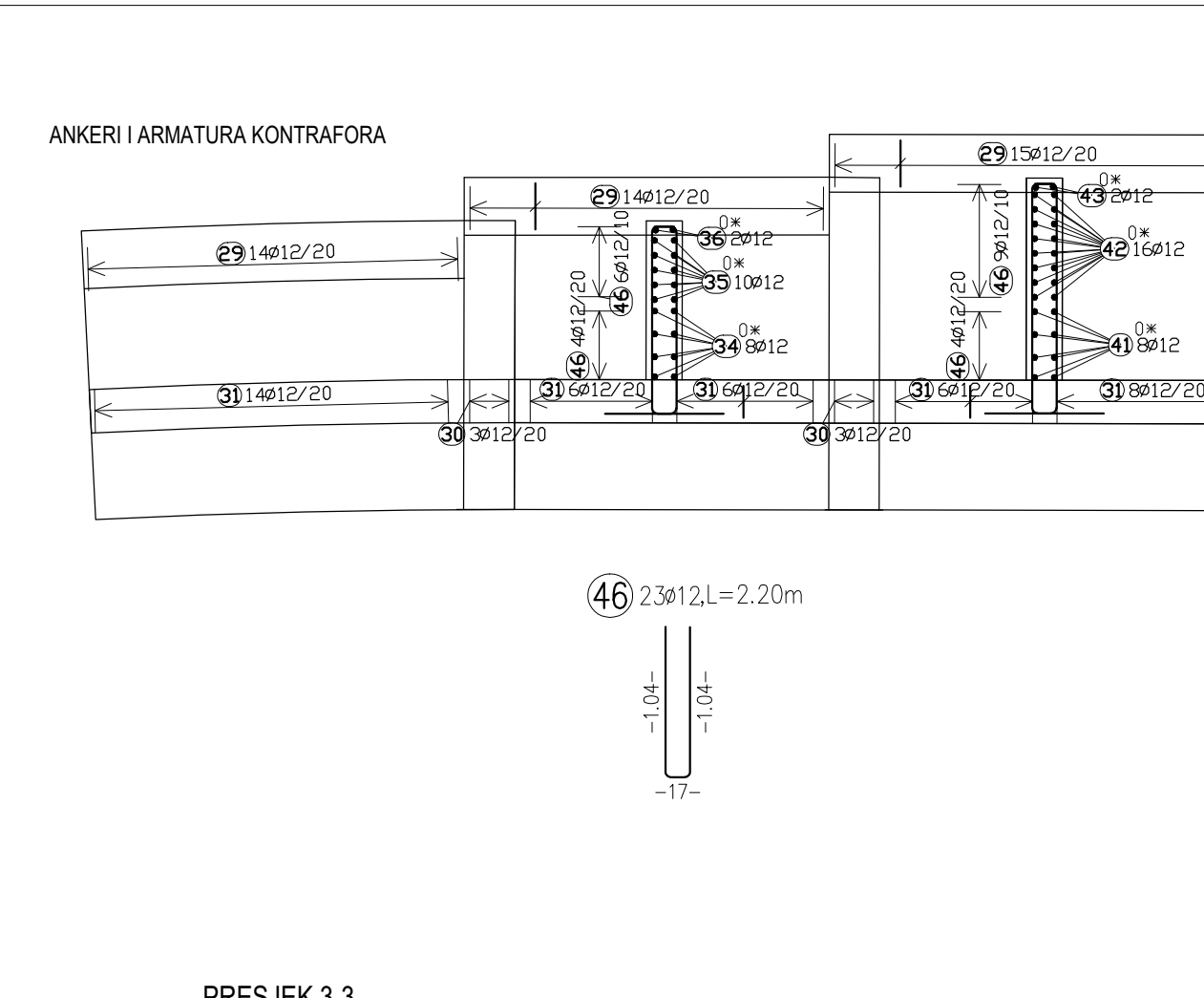
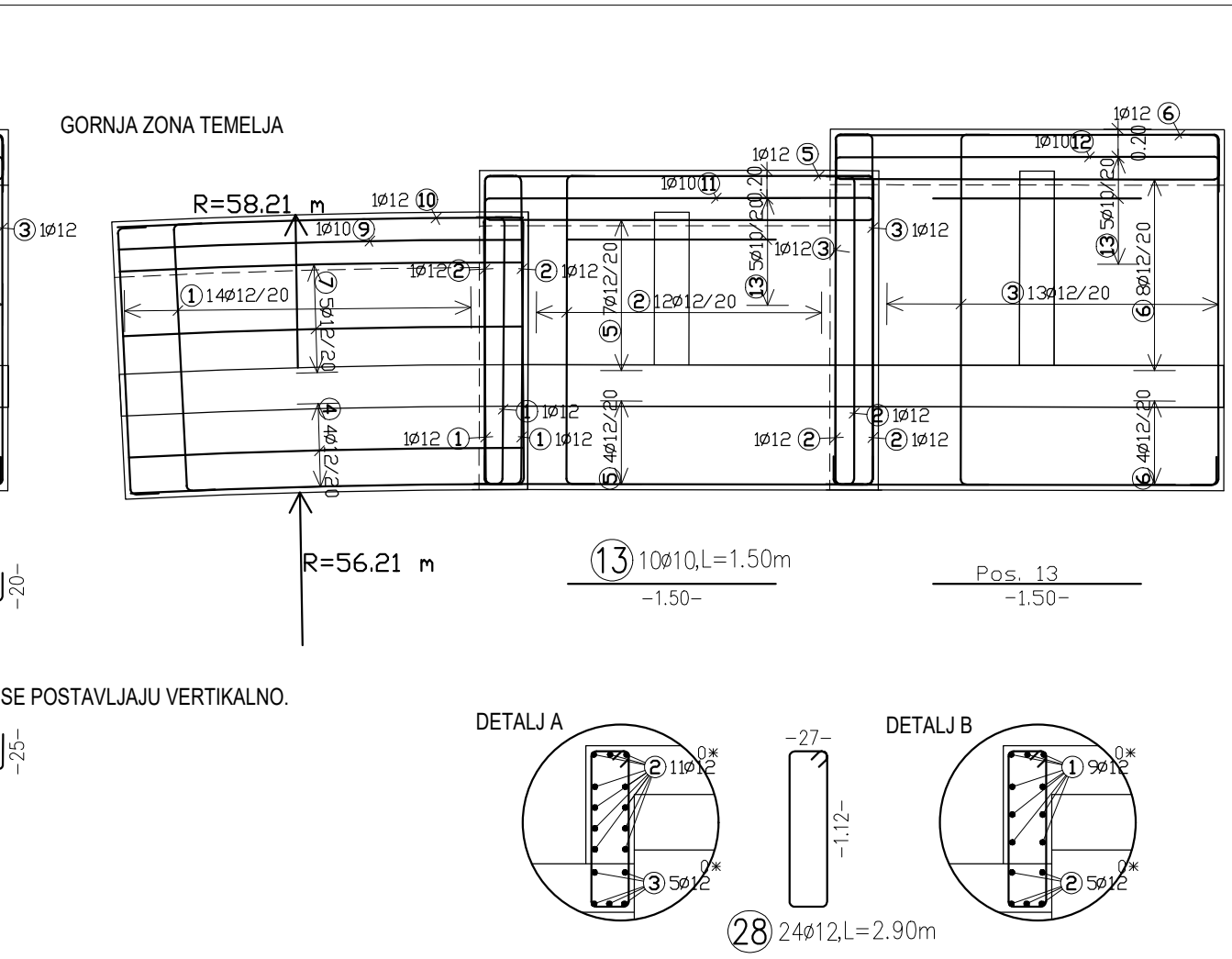
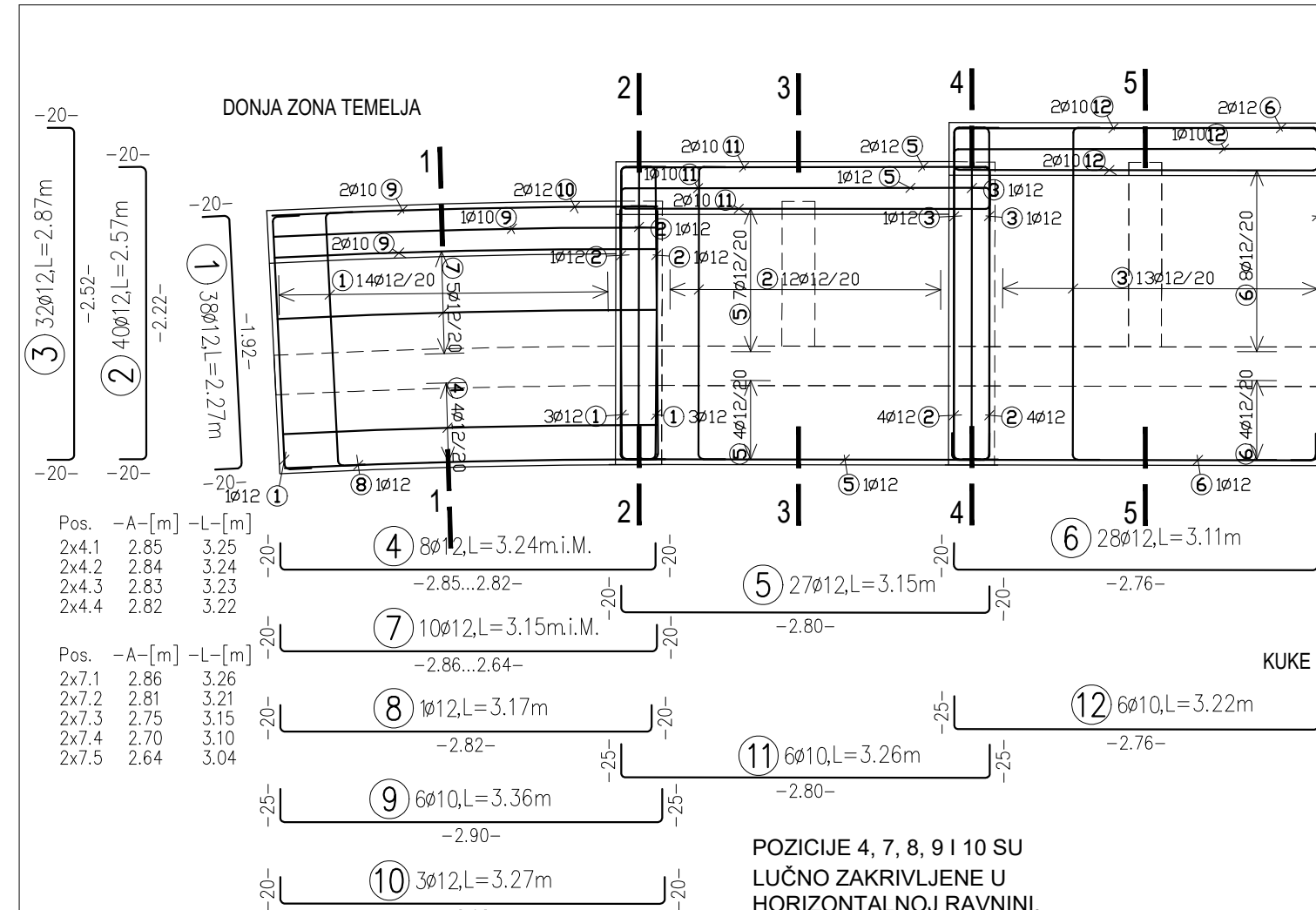
B E N D I N G S C H E D U L E Steelgrade: 500S								
Pos.	No.	d	Length	db ds	Type	shape code	Tot.L	Weight kg
34	2	25	2.28	7	X1	 113° 1.50 90° 50 50 Nr. dx dy l >° 1 -0.19 -0.46 0.50 113 2 1.50 0.00 1.50 90 3 0.00 0.50 0.50	4.56	17.556
35	14	12	2.00	4	B1	 Hooklength=13.0	28.00	24.864
36	8	12	3.88	4	A1	 3.76 15	31.04	27.564
37	16	14	--	4	A1	 15 -a- Pos. No. Length -a- 1 2 2.36 2.21 2 2 2.24 2.09 3 2 2.11 1.96 4 2 1.99 1.84 5 2 1.86 1.71 6 2 1.74 1.59 7 2 1.61 1.46 8 2 1.49 1.34	30.88	37.365
38	2	14	4.65	4	X1	 1.99 27° 1.98 63° 70	9.30	11.253
39	3	25	4.73	7	X1	 110° 50 4.61 80 160° 50	14.19	54.631
40	3	25	2.49	7	X1	 110° 50 1.70 90° 50	7.47	28.759

Project: 2013 REKONSTRUKCIJA ULICE DR. FRANJE TUĐMANA U ZADRU - 3. DIONICA

/ 15

B E N D I N G S C H E D U L E Steelgrade: 500S								
Pos.	No.	d	Length	dbr- ds	Type	shape code	Tot.L	Weight kg
41	2	25	4.27	7	X1	 Nr. dx dy l >° 1 -0.75 0.28 0.80 -160 2 4.13 0.00 4.13 -110 3 -0.17 -0.47 0.50	8.54	32.879
42	2	25	2.29	7	X1	 Nr. dx dy l >° 1 -0.17 -0.47 0.50 110 2 1.50 0.00 1.50 90 3 -0.00 0.50 0.50	4.58	17.633
43	8	12	2.20	4	A3		17.60	15.629
44	36	14	1.67	4	A2		60.12	72.745
45	12	10	1.31	4	D2		15.72	9.699
46	28	8	1.00	4	A1		28.00	11.060

Total weight (kg) 1925.397



BAR	SCHEDULE	Steelgrade: 500S	D10	D12	D16	D25
Pos.	No.	d	Length			
1	38	12	2.27			86.26
2	40	12	2.57			102.80
3	32	12	2.87			91.84
4	8	12	3.24*			25.92
5	27	12	3.15			85.05
6	28	12	3.11			87.08
7	10	12	3.15*			31.50
8	1	16	3.17			3.17
9	6	16	3.36			
10	3	12	3.27		9.81	
11	6	10	3.26		19.56	
12	6	10	3.22		19.32	
13	10	10	1.50		15.00	
14	17	10	2.30		39.10	
15	15	10	3.15		47.25	
16	14	10	3.96		55.44	
17	13	10	7.92		102.96	
18	5	10	5.29		26.45	
19	5	10	2.76		13.80	
20	36	10	0.93		33.48	
21	4	16	2.00			
22	17	10	2.48		42.16	8.00
23	15	10	3.33		49.95	
24	14	10	4.14		57.96	
25	16	12	7.88		126.08	
26	5	12	5.29		26.45	
27	5	12	2.76		13.80	
28	24	12	2.90		69.60	
29	43	12	2.38		102.34	
30	6	12	4.17		25.02	
31	40	12	2.97		118.80	
32	18	12	1.89		34.02	
33	12	12	1.63*		19.56	
34	8	12	2.73		21.84	
35	10	12	2.15*		21.50	
36	2	12	3.44		6.88	
37	3	25	3.52			
38	3	25	2.38			
39	20	12	2.18		43.60	10.56
40	18	12	1.78*		32.04	7.14
41	8	12	3.58		28.64	
42	16	12	2.70*		43.20	
43	2	12	4.35		8.70	
44	3	25	4.45			13.35
45	3	25	2.57			7.71
46	23	12	2.20		50.60	
47	14	10	1.31			
48	28	8	1.00	28.00	18.34	
* = in average						
Total lengths		28.00	560.93	1316.10	8.00	38.76
kg / m		D8 0.395	D10 0.617	D12 0.888	D16 1.580	D25 3.850
kg / d		11.060	346.094	1168.697	12.640	149.226
Total weight (kg)		1687.717				

POZICIJE 4, 7, 8, 9 I 10 SU LUČNO ZAKRIVLJENE U HORIZONTALNOJ RAVNINI.

KUKE SE POSTAVLJAJU VERTIKALNO.

POZICIJE 37 I 38 SE POSTAVLJAJU UNUTAR ARMATURNOG KOŠA KONTRAFORA.

POZICIJE 44 I 45 SE POSTAVLJAJU UNUTAR ARMATURNOG KOŠA KONTRAFORA.

POSTAVITI DISTANCERE U ZIDOVE 1 KOM/1m²

NOSAČI GORNJE ARMATURE ZA PLOČU d₅=35 cm 1,5 KOM/1m²

REKONSTRUKCIJA ULICE DR. FRANJE TUĐMANA U ZADRU - 3. DIONICA
(od stac. 0+781,18 do stac. 1+244,65)

ARMATURA POTPORNOG ZIDA 16

1:50
c=4 cm
B500B, C35/45

POTREBNO JE IZVESTI BARBANE PROMJERA Ø120.00mm. IZVODE SE NA 20.0cm IZNAD KOTE PROJEKTIRANOG GOTOVO UREĐENOG TERENA. BARBANE U KONTRAFORAMA SE IZVODE 5cm OD RUBA ZIDA.

POTPORNI ZID IZVODI SE NA NASIPU.

	D&Z d.o.o. PROJECTING - CONSULTING - ENGINEERING Jerolim Vidića 7, Zadar, tel:02322 08 60 E - mail: info@d-and-z.hr	INVESTITOR GRAD ZADAR Narodni trg 1, 23000 Zadar
	GRAĐEVINA REKONSTRUKCIJA ULICE DR. FRANJE TUĐMANA U ZADRU - 3. DIONICA	SASTAV CRTEŽA ARMATURA POTPORNOG ZIDA 16
PROJEKTANT ANTE UGLEŠIĆ dipl.ing.grad.	Faza izvedbeni	ZAJEDNIČKA OZNAKA I.O. 11704-3
PROJEKTANT SURADNIK NIKOLINA UGLEŠIĆ mag.ing.aedif.	MJEŠLO 1:50	TEHNIČKI DNEVIK 2013
SURADNIK	DATUM lipanj 2020.	BROJ NACRTA 16

Project: 2013 REKONSTRUKCIJA ULICE DR. FRANJE TUĐMANA U ZADRU – 3. DIONICA

/ 16

Project data

Title : REKONSTRUKCIJA ULICE DR. FRANJE TUĐMANA U ZADRU – 3. DIONICA

Content : POTPORNI ZID 16

Plan No. : 16

All total length of bar profiles axial length

B A R S C H E D U L E Steelgrade: 500S

Pos.	No.	d	Length	D8	D10	D12	D16	D25
1	38	12	2.27			86.26		
2	40	12	2.57			102.80		
3	32	12	2.87			91.84		
4	8	12	3.24*			25.92		
5	27	12	3.15			85.05		
6	28	12	3.11			87.08		
7	10	12	3.15*			31.50		
8	1	12	3.17			3.17		
9	6	10	3.36		20.16			
10	3	12	3.27			9.81		
11	6	10	3.26		19.56			
12	6	10	3.22		19.32			
13	10	10	1.50		15.00			
14	17	10	2.30		39.10			
15	15	10	3.15		47.25			
16	14	10	3.96		55.44			
17	13	10	7.92		102.96			
18	5	10	5.29		26.45			
19	5	10	2.76		13.80			
20	36	10	0.93		33.48			
21	4	16	2.00				8.00	
22	17	10	2.48		42.16			
23	15	10	3.33		49.95			
24	14	10	4.14		57.96			
25	16	12	7.88			126.08		
26	5	12	5.29			26.45		
27	5	12	2.76			13.80		
28	24	12	2.90			69.60		
29	43	12	2.38			102.34		
30	6	12	4.17			25.02		
31	40	12	2.97			118.80		
32	18	12	1.89			34.02		
33	12	12	1.63*			19.56		
34	8	12	2.73			21.84		
35	10	12	2.15*			21.50		
36	2	12	3.44			6.88		
37	3	25	3.52					10.56
38	3	25	2.38					7.14
39	20	12	2.18			43.60		
40	18	12	1.78*			32.04		
41	8	12	3.58			28.64		
42	16	12	2.70*			43.20		
43	2	12	4.35			8.70		
44	3	25	4.45					13.35
45	3	25	2.57					7.71
46	23	12	2.20			50.60		
47	14	10	1.31		18.34			
48	28	8	1.00	28.00				

* = in average

 Total lengths 28.00 560.93 1316.10 8.00 38.76

Project: 2013 REKONSTRUKCIJA ULICE DR. FRANJE TUĐMANA U ZADRU - 3. DIONICA

/ 16

B A R S C H E D U L E Steelgrade: 500S

Pos.	No.	d	Length	D8	D10	D12	D16	D25
kg / m				D8 0.395	D10 0.617	D12 0.888	D16 1.580	D25 3.850
kg / d				11.060	346.094	1168.697	12.640	149.226

Total weight (kg) 1687.717

Project: 2013 REKONSTRUKCIJA ULICE DR. FRANJE TUĐMANA U ZADRU - 3. DIONICA


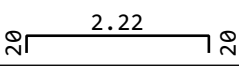
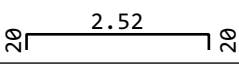
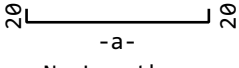
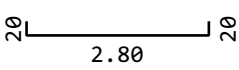
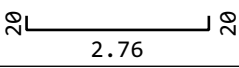
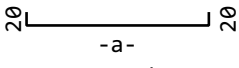
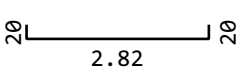
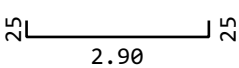
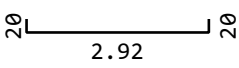

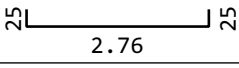
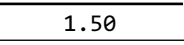
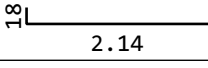
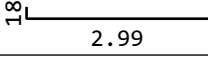
/ 16

Project data

Title : REKONSTRUKCIJA ULICE DR. FRANJE TUĐMANA U ZADRU - 3. DIONICA

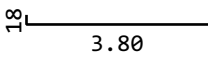
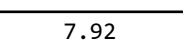
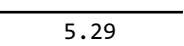
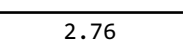
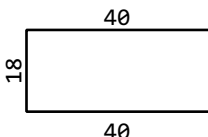
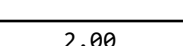
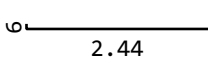
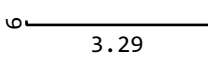
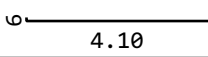

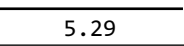
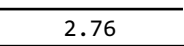

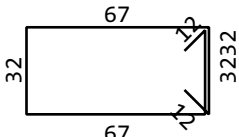
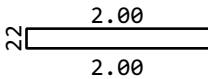
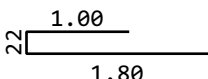
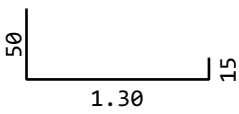

Content : POTPORNI ZID 16

Plan No. : 16


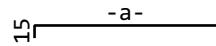
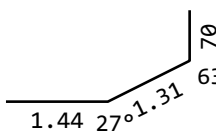
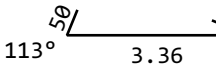
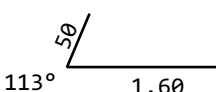
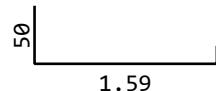
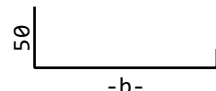
B E N D I N G S C H E D U L E Steelgrade: 500S									
Pos.	No.	d	Length	dbr ds	Type	shape code	Tot.L	Weight kg	
1	38	12	2.27	4	A1		86.26	76.599	
2	40	12	2.57	4	A1		102.80	91.286	
3	32	12	2.87	4	A1		91.84	81.554	
4	8	12	--	4	A1	 -a- Pos. No. Length -a- 1 2 3.25 2.85 2 2 3.24 2.84 3 2 3.23 2.83 4 2 3.22 2.82	25.92	23.017	
5	27	12	3.15	4	A1		85.05	75.524	
6	28	12	3.11	4	A1		87.08	77.327	
7	10	12	--	4	A1	 -a- Pos. No. Length -a- 1 2 3.26 2.86 2 2 3.21 2.81 3 2 3.15 2.75 4 2 3.10 2.70 5 2 3.04 2.64	31.50	27.972	
8	1	12	3.17	4	A1		3.17	2.815	
9	6	10	3.36	4	A1		20.16	12.439	
10	3	12	3.27	4	A1		9.81	8.711	
11	6	10	3.26	4	A1		19.56	12.069	
12	6	10	3.22	4	A1		19.32	11.920	
13	10	10	1.50	4	A1		15.00	9.255	
14	17	10	2.30	4	A1		39.10	24.125	
15	15	10	3.15	4	A1		47.25	29.153	


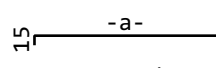
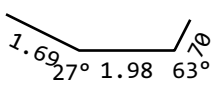
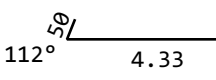
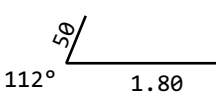
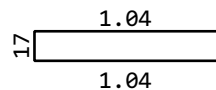
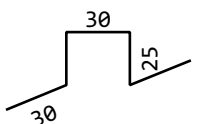
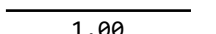
Project: 2013 REKONSTRUKCIJA ULICE DR. FRANJE TUĐMANA U ZADRU - 3. DIONICA

/ 16

B E N D I N G S C H E D U L E Steelgrade: 500S								
Pos.	No.	d	Length	dbr. ds	Type	shape code	Tot.L	Weight kg
16	14	10	3.96	4	A1		55.44	34.206
17	13	10	7.92	4	A1		102.96	63.526
18	5	10	5.29	4	A1		26.45	16.320
19	5	10	2.76	4	A1		13.80	8.515
20	36	10	0.93	4	A3		33.48	20.657
21	4	16	2.00	4	A1		8.00	12.640
22	17	10	2.48	4	A2		42.16	26.013
23	15	10	3.33	4	A2		49.95	30.819
24	14	10	4.14	4	A2		57.96	35.761
25	16	12	7.88	4	A1		126.08	111.959
26	5	12	5.29	4	A1		26.45	23.488
27	5	12	2.76	4	A1		13.80	12.254
28	24	12	2.90	4	B1		69.60	61.805
29	43	12	2.38	4	A4		102.34	90.878
30	6	12	4.17	4	A3		25.02	22.218
31	40	12	2.97	4	A3		118.80	105.494
32	18	12	1.89	4	A2		34.02	30.210
33	12	12	--	4	A2		19.56	17.369

SOFiSTiK AG - www.sofistik.de

B E N D I N G S C H E D U L E Steelgrade: 500S								
Pos.	No.	d	Length	dbr. ds	Type	shape code	Tot.L	Weight kg
33						Pos.No.Length -b- 1 2 1.87 1.22 2 2 1.77 1.12 3 2 1.68 1.03 4 2 1.58 0.93 5 2 1.49 0.84 6 2 1.39 0.74		
34	8	12	2.73	4	A1		21.84	19.394
35	10	12	--	4	A1	 -a- Pos.No.Length -a- 1 2 2.56 2.41 2 2 2.36 2.21 3 2 2.15 2.00 4 2 1.95 1.80 5 2 1.74 1.59	21.50	19.092
36	2	12	3.44	4	X1	 Nr. dx dy l >° 1 1.44 0.00 1.44 27 2 1.17 0.58 1.31 63 3 0.00 0.70 0.70	6.88	6.109
37	3	25	3.52	7	X1	 Nr. dx dy l >° 1 -0.19 -0.46 0.50 113 2 3.36 0.00 3.36 157 3 -0.65 0.27 0.70	10.56	40.656
38	3	25	2.38	7	X1	 Nr. dx dy l >° 1 -0.19 -0.46 0.50 113 2 1.60 0.00 1.60 90 3 0.00 0.50 0.50	7.14	27.489
39	20	12	2.18	4	A2		43.60	38.717
40	18	12	--	4	A2	 -b- Pos.No.Length -b- 1 2 2.17 1.52 2 2 2.07 1.42 3 2 1.98 1.33	32.04	28.452

B E N D I N G S C H E D U L E Steelgrade: 500S								
Pos.	No.	d	Length	dbr. ds	Type	shape code	Tot.L	Weight kg
40						Pos.No.Length -b- 4 2 1.88 1.23 5 2 1.78 1.13 6 2 1.68 1.03 7 2 1.59 0.94 8 2 1.49 0.84 9 2 1.39 0.74		
41	8	12	3.58	4	A1		28.64	25.432
42	16	12	--	4	A1	 Pos.No.Length -a- 1 2 3.41 3.26 2 2 3.21 3.06 3 2 3.00 2.85 4 2 2.80 2.65 5 2 2.60 2.45 6 2 2.40 2.25 7 2 2.19 2.04 8 2 1.99 1.84	43.20	38.362
43	2	12	4.35	4	X1	 Nr. dx dy l >° 1 1.51 -0.76 1.69 27 2 1.98 0.00 1.98 63 3 0.31 0.62 0.70	8.70	7.726
44	3	25	4.45	7	X1	 Nr. dx dy l >° 1 -0.19 -0.46 0.50 112 2 4.33 0.00 4.33 158 3 -0.65 0.26 0.70	13.35	51.397
45	3	25	2.57	7	X1	 Nr. dx dy l >° 1 -0.19 -0.46 0.50 112 2 1.80 0.00 1.80 90 3 -0.00 0.50 0.50	7.71	29.683
46	23	12	2.20	4	A3		50.60	44.933
47	14	10	1.31	4	D2		18.34	11.316
48	28	8	1.00	4	A1		28.00	11.060

Total weight (kg) 1687.717

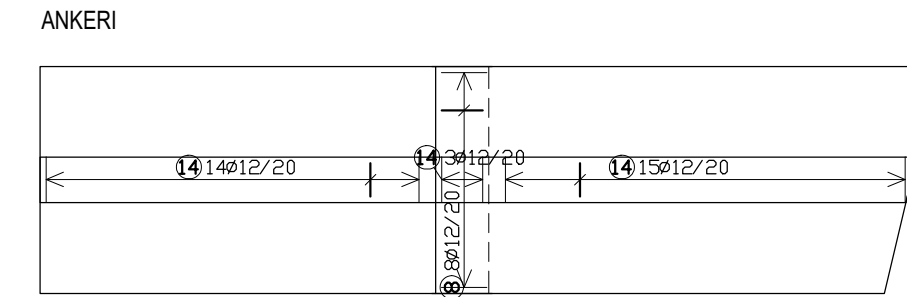
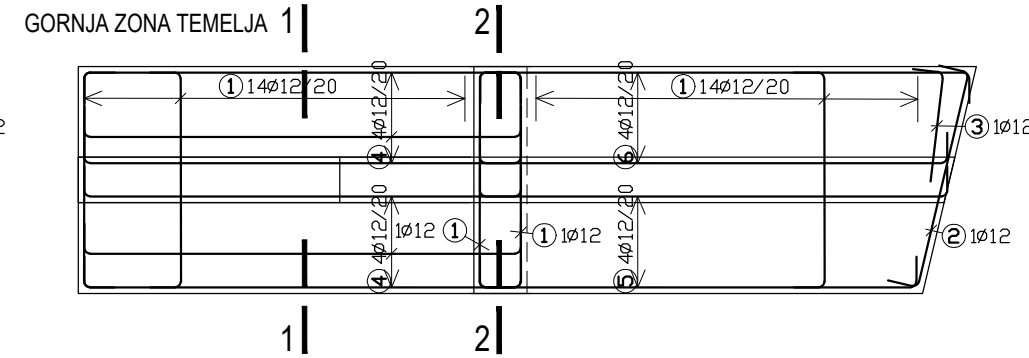
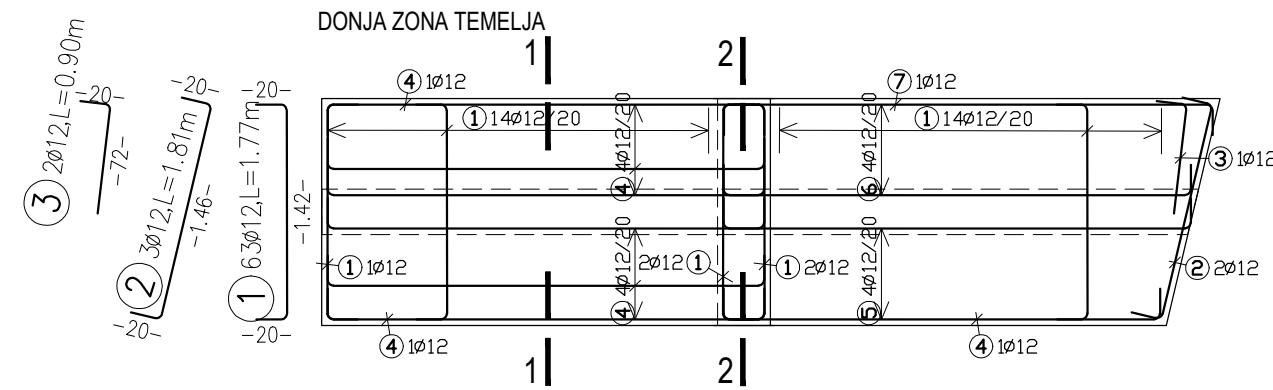
REKONSTRUKCIJA ULICE DR. FRANJE TUĐMANA U ZADRU - 3. DIONICA (od stac. 0+781,18 do stac. 1+244,65)

ARMATURA POTPORNOG ZIDA 17

1:50

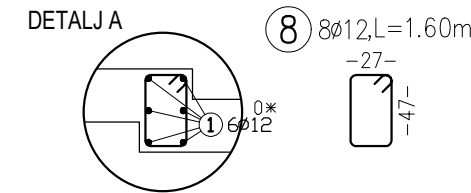
c=4 cm

B500B, C35/45



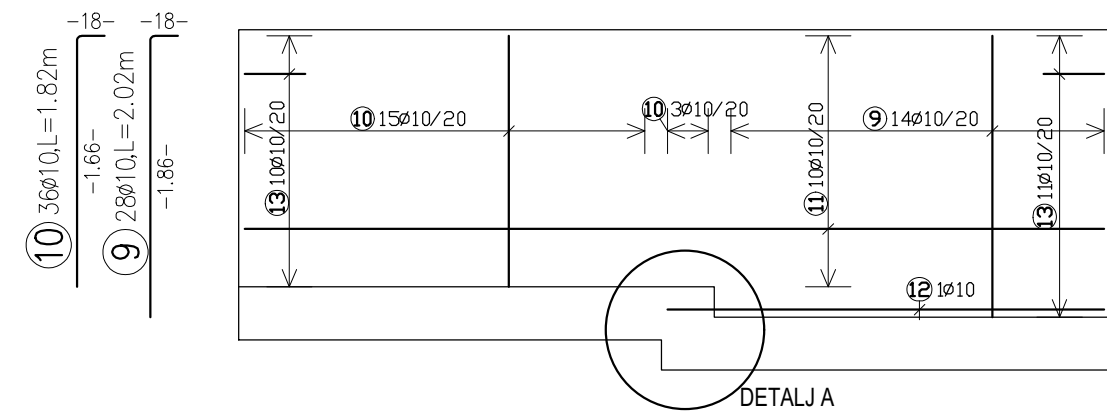
Pos.	-A-[m]	-L-[m]
2x5.1	2.89	3.29
2x5.2	2.94	3.34
2x5.3	2.99	3.39
2x5.4	3.04	3.44
2x6.1	3.09	3.49
2x6.2	3.14	3.54
2x6.3	3.18	3.58
2x6.4	3.23	3.63

KUKE SE POSTAVLJAJU VERTIKALNO.

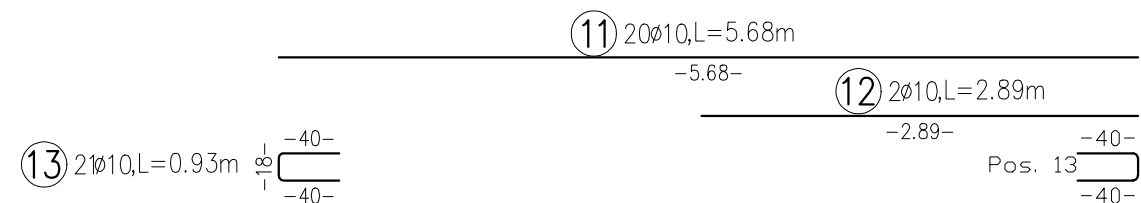
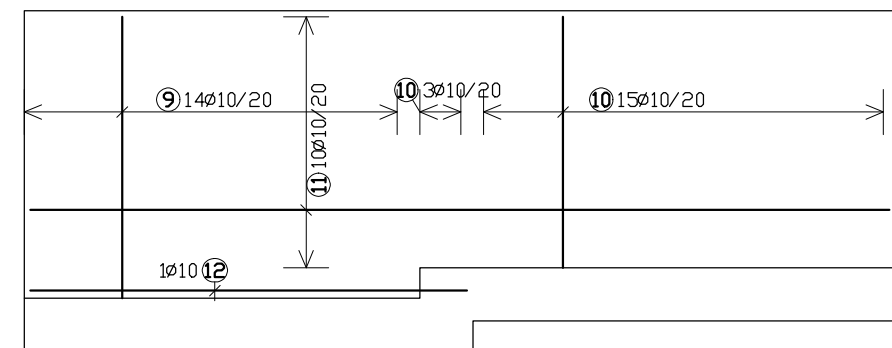


Pos.	No.	d	Length	Steelgrade: 500S		
				D8	D10	D12
1	63	12	1.77			111.51
2	3	12	1.81			5.43
3	2	12	0.90			1.80
4	19	12	3.24			61.56
5	8	12	3.37*			26.96
6	8	12	3.56*			28.48
7	1	12	3.58			3.58
8	8	12	1.60			12.80
9	28	10	2.02		56.56	
10	36	10	1.82		65.52	
11	20	10	5.68		113.60	
12	2	10	2.89		5.78	
13	21	10	0.93		19.53	
14	32	12	2.67			85.44
15	11	8	1.00	11.00		
16	6	10	1.31		7.86	
* = in average						
Total lengths				11.00	268.85	337.56
kg / m				D8 0.395	D10 0.617	D12 0.888
kg / d				4.345	165.880	299.753
Total weight (kg)				469.978		

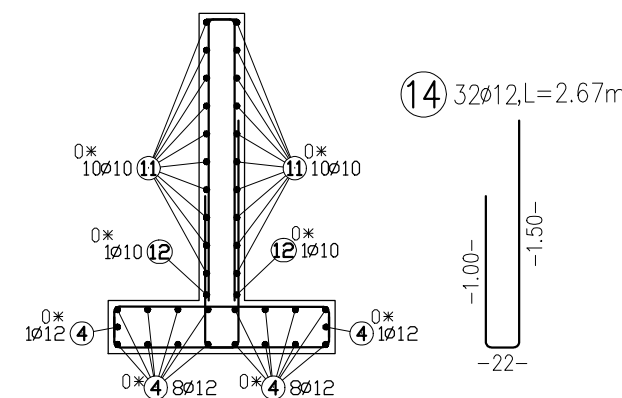
UNUTARNJA STRANA ZIDA



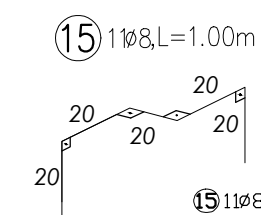
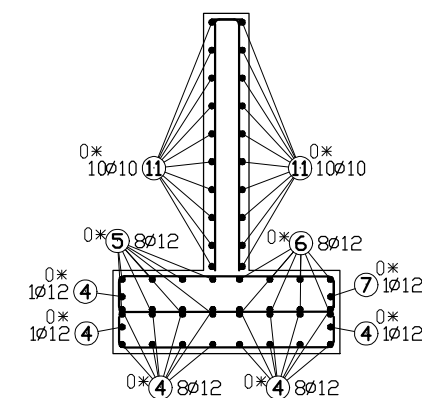
VANJSKA STRANA ZIDA



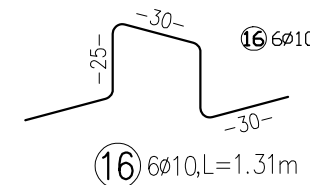
PRESJEK 1-1



PRESJEK 2-2



POSTAVITI DISTANCERE U ZIDOVE 1 KOM/1m²



NOSAČI GORNJE ARMATURE ZA PLOČU d=35 cm 1,5 KOM/1m²

POTREBNO JE IZVESTI BARBAKANE PROMJERA Ø120.00mm. IZVODE SE NA 20.0cm IZNAD KOTE PROJEKTIRANOG GOTOVO UREĐENOG TERENA. BARBAKANE U KONTRAFORAMA SE IZVODE 5cm OD RUBA ZIDA.

POTPORNI ZID IZVODI SE NA STIJENI.

	D&Z d.o.o. PROJECTING - CONSULTING - ENGINEERING Jerolima Vidulića 7, Zadar, tel:023/22 08 60 E - mail: info@d-and-z.hr	INVESTITOR	GRAD ZADAR Narodni trg 1, 23000 Zadar
		GRABEVINA	REKONSTRUKCIJA ULICE DR. FRANJE TUĐMANA U ZADRU - 3. DIONICA
PROJEKTANT	ANTE UGLEŠIĆ dipl.ing.građ. <i>Ante Uglešić</i>	SASTAV CRTEŽA	ARMATURA POTPORNOG ZIDA 17
PROJEKTANT SURADNIK	NIKOLINA UGLEŠIĆ mag.ing.aedif. <i>N. Uglešić</i>	FAZA	izvedbeni ZAJEDNIČKA OZNAKA I.O. 11704-3
SURADNIK		MJERILO	1:50 TEHNIČKI DNEVNIK 2013
		DATUM	lipanj 2020. BROJ NACRTA 17

Project: 2013 REKONSTRUKCIJA ULICE DR. FRANJE TUĐMANA U ZADRU - 3. DIONICA

/ 17

Project data

Title : REKONSTRUKCIJA ULICE DR. FRANJE TUĐMANA U ZADRU - 3. DIONICA

Content : POTPORNI ZID 17

Plan No. : 17

All total length of bar profiles axial length

B A R S C H E D U L E Steelgrade: 500S

Pos.	No.	d	Length	D8	D10	D12
1	63	12	1.77			111.51
2	3	12	1.81			5.43
3	2	12	0.90			1.80
4	19	12	3.24			61.56
5	8	12	3.37*			26.96
6	8	12	3.56*			28.48
7	1	12	3.58			3.58
8	8	12	1.60			12.80
9	28	10	2.02		56.56	
10	36	10	1.82		65.52	
11	20	10	5.68		113.60	
12	2	10	2.89		5.78	
13	21	10	0.93		19.53	
14	32	12	2.67			85.44
15	11	8	1.00	11.00		
16	6	10	1.31		7.86	

* = in average

Total lengths			11.00	268.85	337.56
kg / m		D8	0.395	D10 0.617	D12 0.888
kg / d			4.345	165.880	299.753

Total weight (kg) 469.978

Project: 2013 REKONSTRUKCIJA ULICE DR. FRANJE TUĐMANA U ZADRU - 3. DIONICA

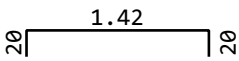
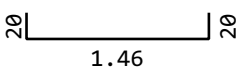

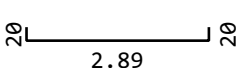
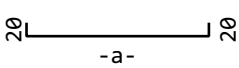

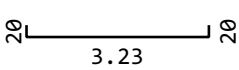
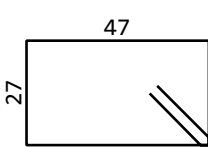
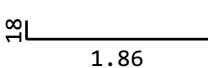
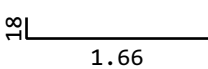
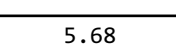
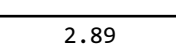
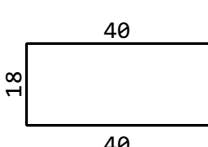
/ 17

Project data

Title : REKONSTRUKCIJA ULICE DR. FRANJE TUĐMANA U ZADRU - 3. DIONICA

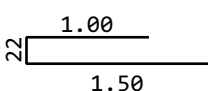
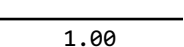
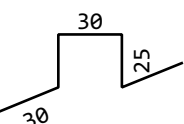
Content : POTPORNI ZID 17

Plan No. : 17

B E N D I N G S C H E D U L E Steelgrade: 500S								
Pos.	No.	d	Length	dbr ds	Type	shape code	Tot.L	Weight kg
1	63	12	1.77	4	A1		111.51	99.021
2	3	12	1.81	4	A1		5.43	4.822
3	2	12	0.90	4	A1		1.80	1.598
4	19	12	3.24	4	A1		61.56	54.665
5	8	12	--	4	A1	 Pos. No. Length -a- 1 2 3.29 2.89 2 2 3.34 2.94 3 2 3.39 2.99 4 2 3.44 3.04	26.96	23.940
6	8	12	--	4	A1	 Pos. No. Length -a- 1 2 3.49 3.09 2 2 3.54 3.14 3 2 3.58 3.18 4 2 3.63 3.23	28.48	25.290
7	1	12	3.58	4	A1		3.58	3.179
8	8	12	1.60	4	B1		12.80	11.366
9	28	10	2.02	4	A1		56.56	34.898
10	36	10	1.82	4	A1		65.52	40.426
11	20	10	5.68	4	A1		113.60	70.091
12	2	10	2.89	4	A1		5.78	3.566
13	21	10	0.93	4	A3		19.53	12.050

Project: 2013 REKONSTRUKCIJA ULICE DR. FRANJE TUĐMANA U ZADRU - 3. DIONICA

/ 17

B E N D I N G S C H E D U L E Steelgrade: 500S								
Pos.	No.	d	Length	dbr. ds	Type	shape code	Tot.L	Weight kg
14	32	12	2.67	4	A3		85.44	75.871
15	11	8	1.00	4	A1		11.00	4.345
16	6	10	1.31	4	D2		7.86	4.850

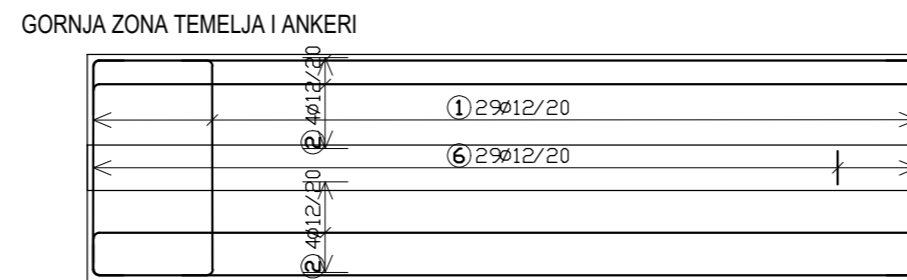
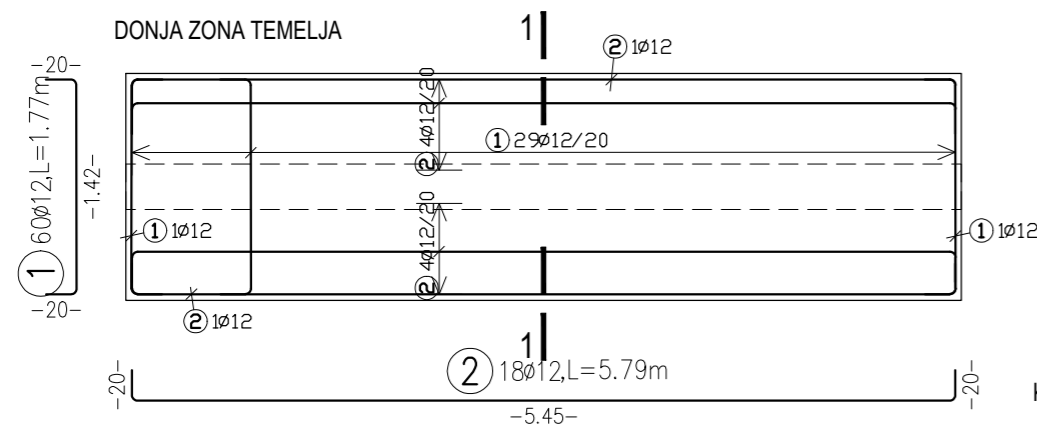
Total weight (kg) 469.979

REKONSTRUKCIJA ULICE DR. FRANJE TUĐMANA U ZADRU - 3. DIONICA (od stac. 0+781,18 do stac. 1+244,65)

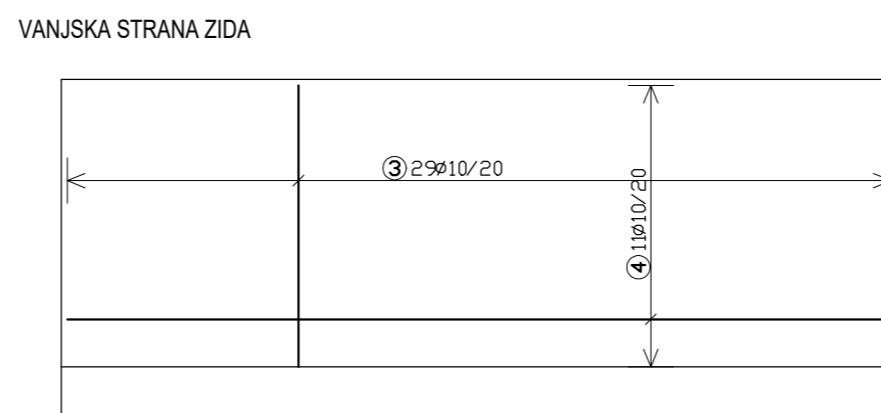
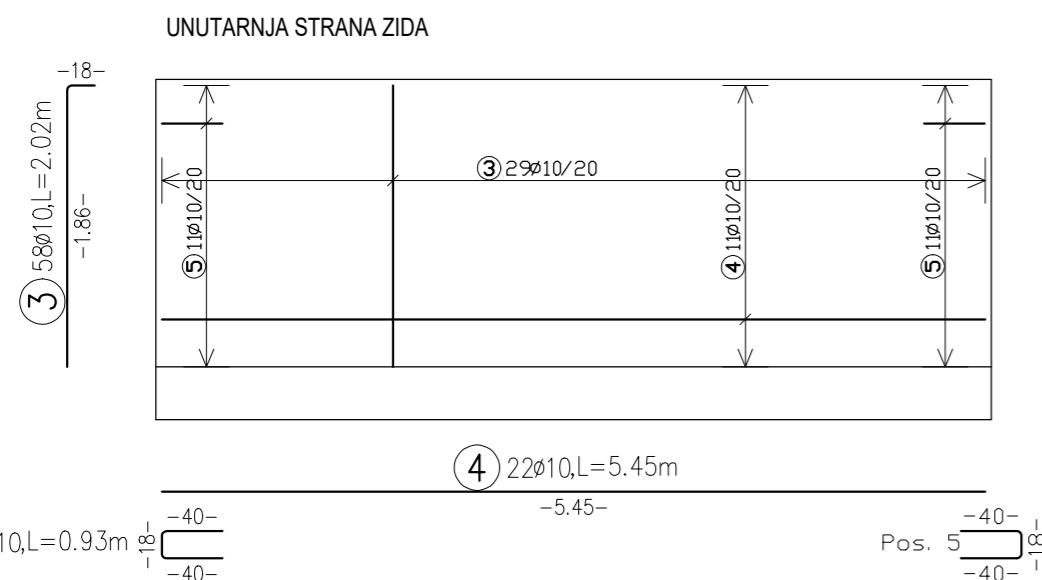
ARMATURA POTPORNOG ZIDA 18

1:50
c=4 cm

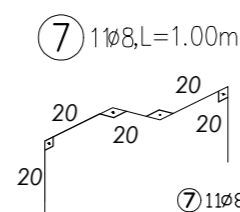
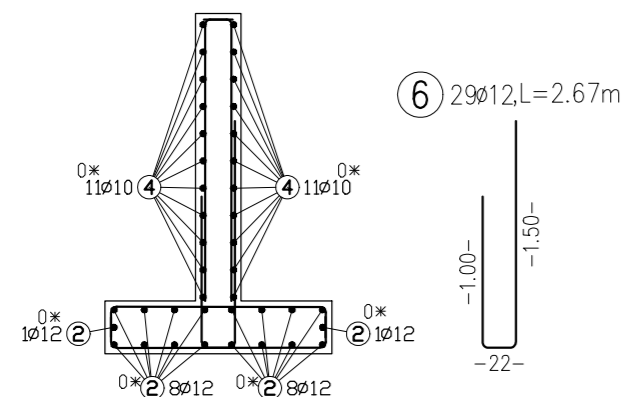
B500B, C35/45



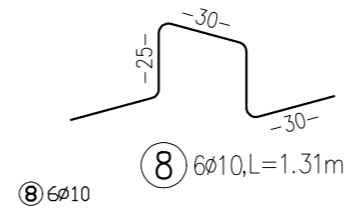
KUKE SE POSTAVLJAJU VERTIKALNO.



PRESJEK 1-1



POSTAVITI DISTANCERE
U ZIDOVE 1 KOM/1m²



NOSAČI GORNJE ARMATURE
ZA PLOČU d=35 cm
1,5 KOM/1m²

BAR Pos.	SCHEDULE No.	Steelgrade: 500S d	Length	D8	D10	D12
1	60	12	1.77			106.20
2	18	12	5.79			104.22
3	58	10	2.02		117.16	
4	22	10	5.45		119.90	
5	22	10	0.93		20.46	
6	29	12	2.67			77.43
7	11	8	1.00	11.00		
8	6	10	1.31		7.86	
Total lengths				11.00	265.38	287.85
kg / m				D8 0.395	D10 0.617	D12 0.888
kg / d				4.345	163.739	255.611
Total weight (kg)				423.695		

POTREBNO JE IZVESTI BARBAKANE PROMJERA Ø120.00mm. IZVODE SE NA 20.0cm IZNAD KOTE PROJEKTIRANOG GOTOVO UREĐENOG TERENA. BARBAKANE U KONTRAFORAMA SE IZVODE 5cm OD RUBA ZIDA.

POTPORNI ZID IZVODI SE NA STIJENI.

	D&Z d.o.o. PROJECTING - CONSULTING - ENGINEERING Jerolima Vidulića 7, Zadar, tel:023/22 08 60 E - mail: info@d-and-z.hr	INVESTITOR	GRAD ZADAR Narodni trg 1, 23000 Zadar
		GRAĐEVINA	REKONSTRUKCIJA ULICE DR. FRANJE TUĐMANA U ZADRU - 3. DIONICA
PROJEKTANT	ANTE UGLEŠIĆ dipl.ing.grad. <i>Ante Uglešić</i>	SASTAV CRTEŽA	ARMATURA POTPORNOG ZIDA 18
PROJEKTANT SURADNIK	NIKOLINA UGLEŠIĆ mag.ing.aedif. <i>Nikolina Uglešić</i>	FAZA	izvedbeni
SURADNIK		MJERILO	1:50
		DATUM	lipanj 2020.
		ZAJEDNIČKA OZNAKA	I.O. 11704-3
		TEHNIČKI DNEVNIK	2013
		BROJ NACRTA	18

Project: 2013 REKONSTRUKCIJA ULICE DR. FRANJE TUĐMANA U ZADRU – 3. DIONICA

/ 18

Project data

Title : REKONSTRUKCIJA ULICE DR. FRANJE TUĐMANA U ZADRU – 3. DIONICA

Content : POTPORNI ZID 18

Plan No. : 18

All total length of bar profiles axial length

B A R S C H E D U L E Steelgrade: 500S

Pos.	No.	d	Length	D8	D10	D12
1	60	12	1.77			106.20
2	18	12	5.79			104.22
3	58	10	2.02		117.16	
4	22	10	5.45		119.90	
5	22	10	0.93		20.46	
6	29	12	2.67			77.43
7	11	8	1.00	11.00		
8	6	10	1.31		7.86	

Total lengths				11.00	265.38	287.85
kg / m				D8 0.395	D10 0.617	D12 0.888
kg / d				4.345	163.739	255.611

Total weight (kg)				423.695		

Project: 2013 REKONSTRUKCIJA ULICE DR. FRANJE TUĐMANA U ZADRU - 3. DIONICA

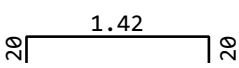
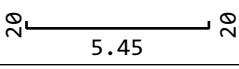
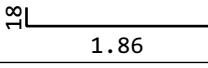
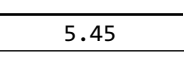
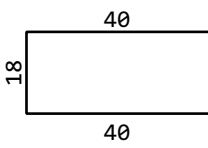
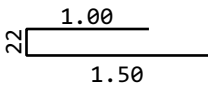
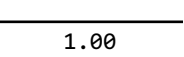
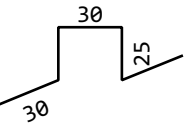
/ 18

Project data

Title : REKONSTRUKCIJA ULICE DR. FRANJE TUĐMANA U ZADRU - 3. DIONICA

Content : POTPORNI ZID 18

Plan No. : 18

B E N D I N G S C H E D U L E Steelgrade: 500S								
Pos.	No.	d	Length	dbr ds	Type	shape code	Tot.L	Weight kg
1	60	12	1.77	4	A1		106.20	94.306
2	18	12	5.79	4	A1		104.22	92.547
3	58	10	2.02	4	A1		117.16	72.288
4	22	10	5.45	4	A1		119.90	73.978
5	22	10	0.93	4	A3		20.46	12.624
6	29	12	2.67	4	A3		77.43	68.758
7	11	8	1.00	4	A1		11.00	4.345
8	6	10	1.31	4	D2		7.86	4.850

Total weight (kg) 423.695

REKONSTRUKCIJA ULICE DR. FRANJE TUĐMANA U ZADRU - 3. DIONICA (od stac. 0+781,18 do stac. 1+244,65)

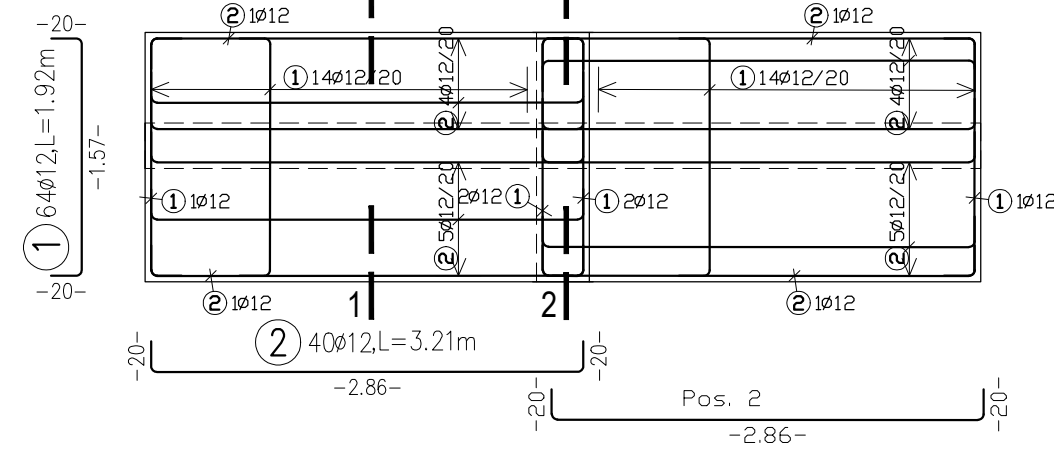
ARMATURA POTPORNOG ZIDA 19

1:50

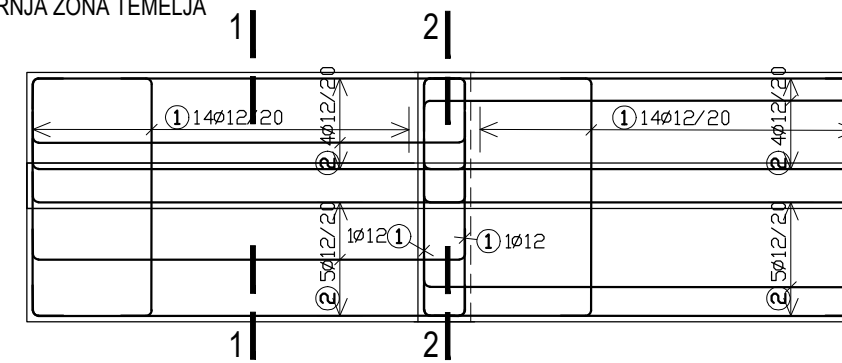
c=4 cm

B500B, C35/45

DONJA ZONA TEMELJA

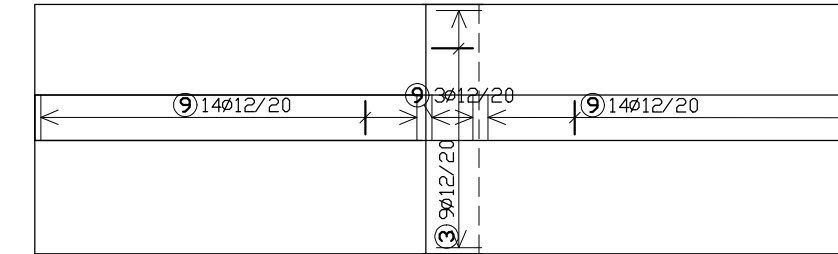


GORNJA ZONA TEMELJA

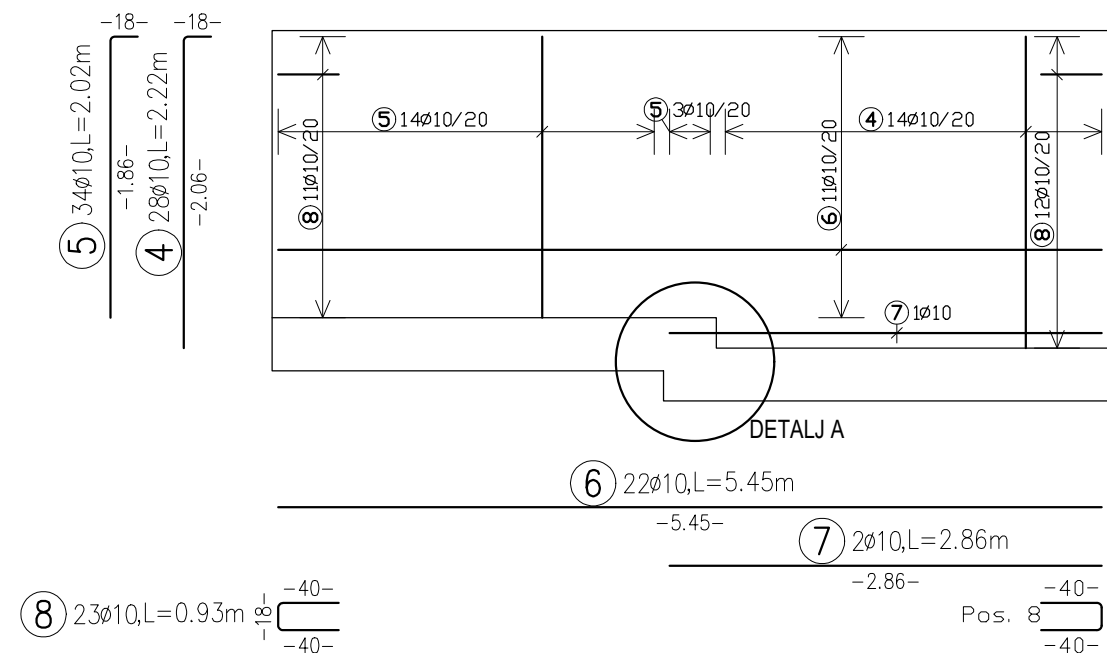


KUKE SE POSTAVLJAJU VERTIKALNO.

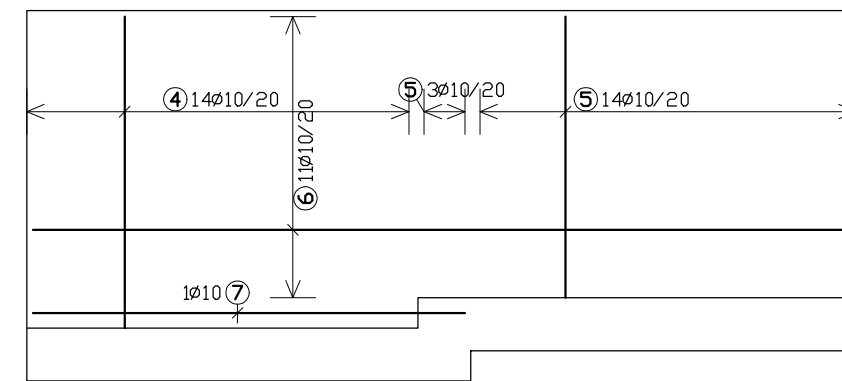
ANKERI



UNUTARNJA STRANA ZIDA

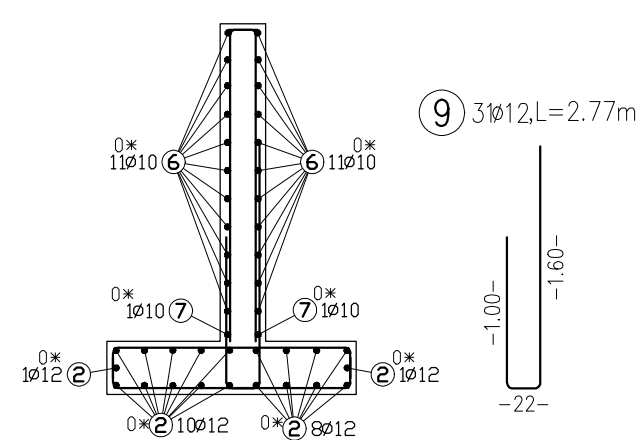


VANJSKA STRANA ZIDA

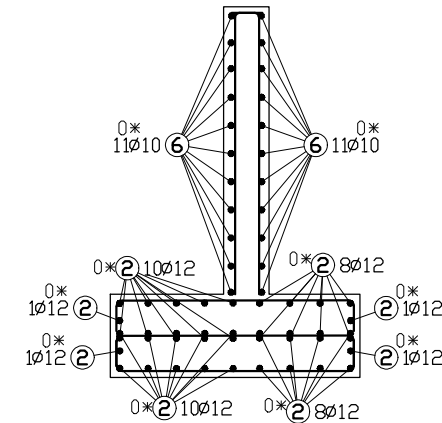


BAR SCHEDULE Steelgrade: 500S						
Pos.	No.	d	Length	D8	D10	D12
1	64	12	1.92			122.88
2	40	12	3.21			128.40
3	9	12	1.60			14.40
4	28	10	2.22		62.16	
5	34	10	2.02		68.68	
6	22	10	5.45		119.90	
7	2	10	2.86		5.72	
8	23	10	0.93		21.39	
9	31	12	2.77			85.87
10	12	8	1.00	12.00		
11	6	10	1.31		7.86	
Total lengths				12.00	285.71	351.55
kg / m				D8 0.395	D10 0.617	D12 0.888
kg / d				4.740	176.283	312.176
Total weight (kg)				493.199		

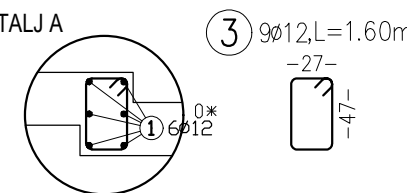
PRESJEK 1-1



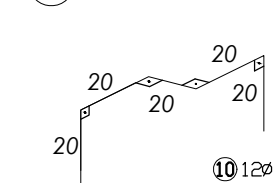
PRESJEK 2-2



DETALJA

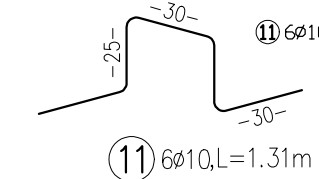


10 12φ8, L=1.00m



POSTAVITI DISTANCERE U ZIDOVE 1 KOM/1m²

NOSAČI GORNJE ARMATURE ZA PLOČU d=35 cm 1,5 KOM/1m²



POTREBNO JE IZVESTI BARBAKANE PROMJERA Ø120.00mm. IZVODE SE NA 20.0cm IZNAD KOTE PROJEKTIRANOG GOTOVO UREĐENOG TERENA. BARBAKANE U KONTRAFORAMA SE IZVODE 5cm OD RUBA ZIDA.

POTPORNI ZID IZVODI SE NA STIJENI.

	D&Z d.o.o. PROJECTING - CONSULTING - ENGINEERING Jerolima Vidulića 7, Zadar, tel:023/22 08 60 E - mail: info@d-and-z.hr	INVESTITOR	GRAD ZADAR Narodni trg 1, 23000 Zadar
		GRADEVINA	REKONSTRUKCIJA ULICE DR. FRANJE TUĐMANA U ZADRU - 3. DIONICA
PROJEKTANT	ANTE UGLEŠIĆ dipl.ing.grad. <i>Ante Uglešić</i>	SASTAV CRTEŽA	ARMATURA POTPORNOG ZIDA 19
PROJEKTANT SURADNIK	NIKOLINA UGLEŠIĆ mag.ing.aedif. <i>N. Uglešić</i>	FAZA	izvedbeni ZAJEDNIČKA OZNAKA I.O. 11704-3
SURADNIK		MJERILO	1:50 TEHNIČKI DNEVNIK 2013
		DATUM	lipanj 2020. BROJ NACRTA 19

Project: 2013 REKONSTRUKCIJA ULICE DR. FRANJE TUĐMANA U ZADRU - 3. DIONICA

/ 19

Project data

Title : REKONSTRUKCIJA ULICE DR. FRANJE TUĐMANA U ZADRU - 3. DIONICA

Content : POTPORNI ZID 19

Plan No. : 19

All total length of bar profiles axial length

B A R S C H E D U L E Steelgrade: 500S

Pos.	No.	d	Length	D8	D10	D12
1	64	12	1.92			122.88
2	40	12	3.21			128.40
3	9	12	1.60			14.40
4	28	10	2.22		62.16	
5	34	10	2.02		68.68	
6	22	10	5.45		119.90	
7	2	10	2.86		5.72	
8	23	10	0.93		21.39	
9	31	12	2.77			85.87
10	12	8	1.00	12.00		
11	6	10	1.31		7.86	

Total lengths			12.00	285.71	351.55
kg / m			D8 0.395	D10 0.617	D12 0.888
kg / d			4.740	176.283	312.176

Total weight (kg) 493.199

Project: 2013 REKONSTRUKCIJA ULICE DR. FRANJE TUĐMANA U ZADRU - 3. DIONICA

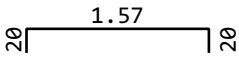
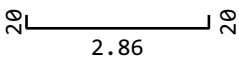
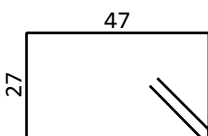
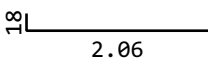
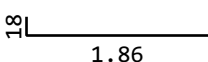
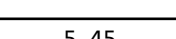

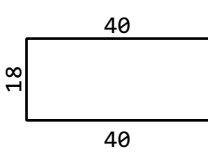
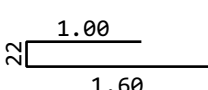
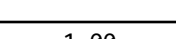
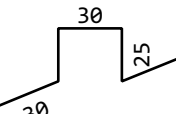
/ 19

Project data

Title : REKONSTRUKCIJA ULICE DR. FRANJE TUĐMANA U ZADRU - 3. DIONICA

Content : POTPORNI ZID 19

Plan No. : 19

B E N D I N G S C H E D U L E Steelgrade: 500S									
Pos.	No.	d	Length	dbr ds	Type	shape code	Tot.L	Weight kg	
1	64	12	1.92	4	A1		122.88	109.117	
2	40	12	3.21	4	A1		128.40	114.019	
3	9	12	1.60	4	B1	 Hooklength=13.0	14.40	12.787	
4	28	10	2.22	4	A1		62.16	38.353	
5	34	10	2.02	4	A1		68.68	42.376	
6	22	10	5.45	4	A1		119.90	73.978	
7	2	10	2.86	4	A1		5.72	3.529	
8	23	10	0.93	4	A3		21.39	13.198	
9	31	12	2.77	4	A3		85.87	76.253	
10	12	8	1.00	4	A1		12.00	4.740	
11	6	10	1.31	4	D2		7.86	4.850	

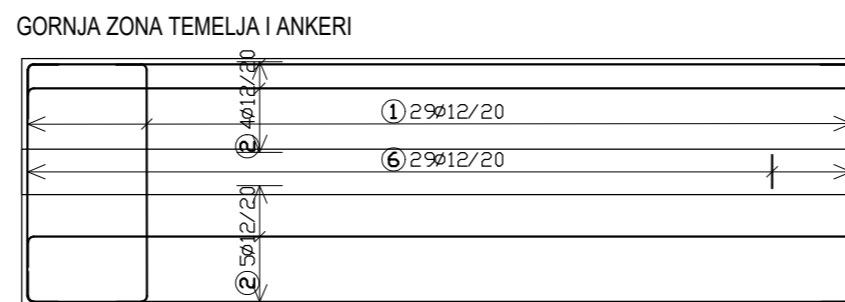
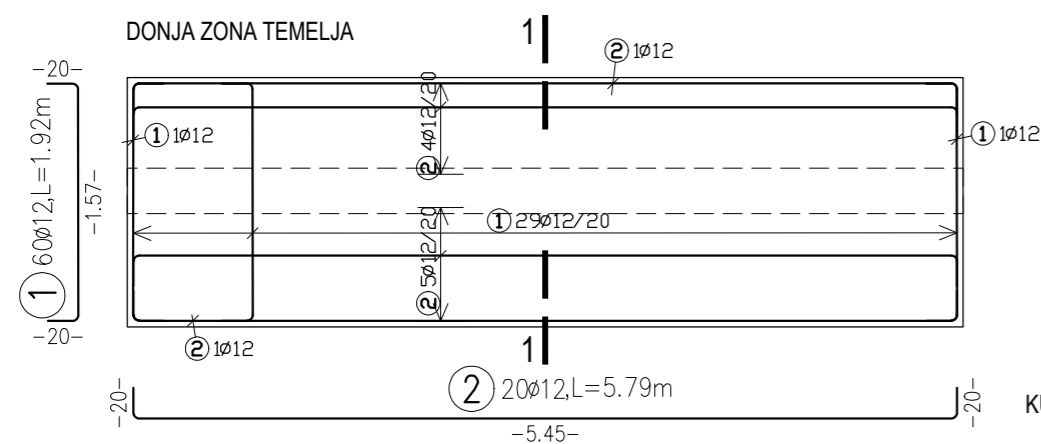
Total weight (kg) 493.199

REKONSTRUKCIJA ULICE DR. FRANJE TUĐMANA U ZADRU - 3. DIONICA (od stac. 0+781,18 do stac. 1+244,65)

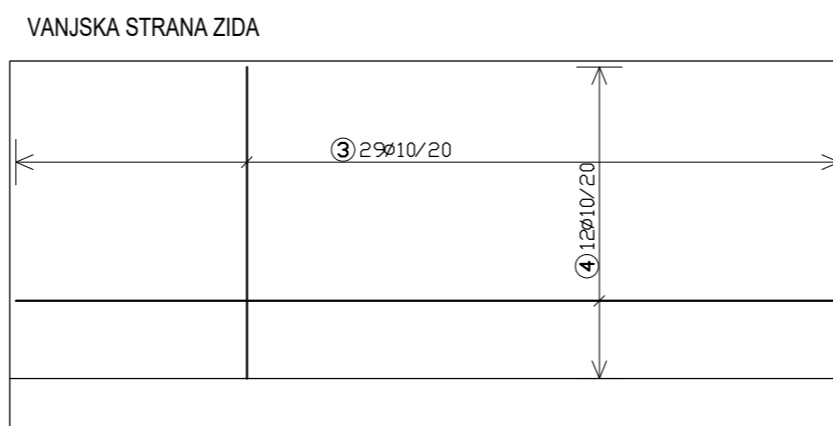
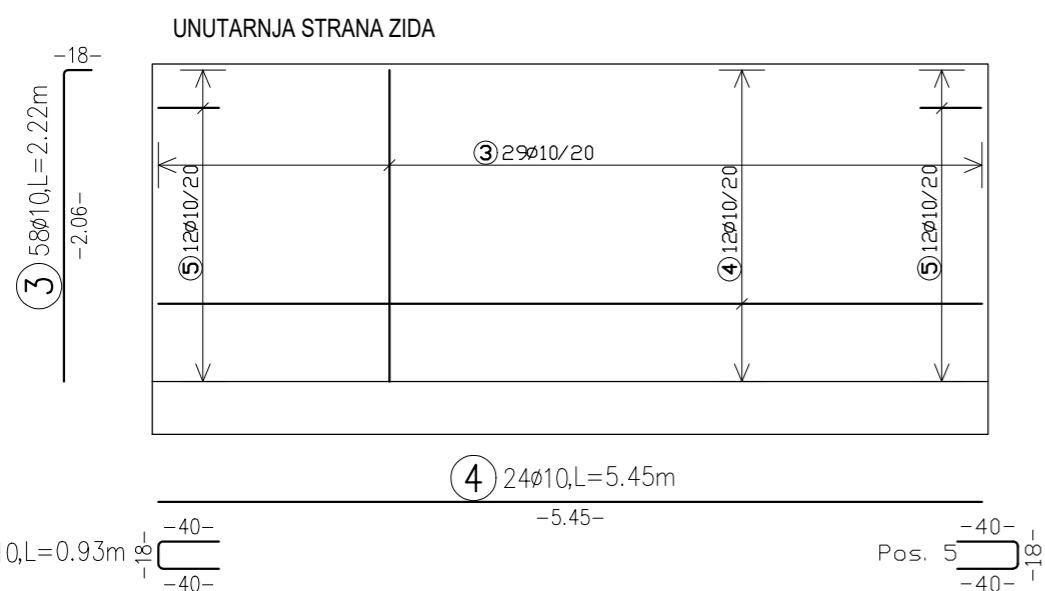
ARMATURA POTPORNOG ZIDA 20

1:50
c=4 cm

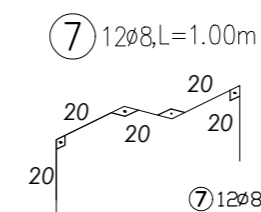
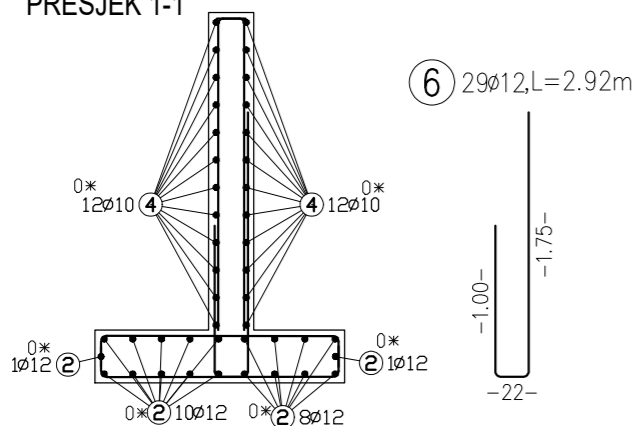
B500B, C35/45



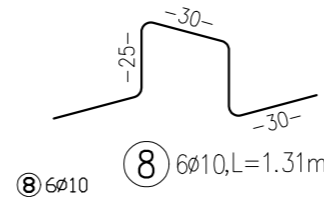
KUKE SE POSTAVLJAJU VERTIKALNO.



PRESJEK 1-1



POSTAVITI DISTANCERE
U ZIDOVE 1 KOM/1m²



NOSAČI GORNJE ARMATURE
ZA PLOČU d=35 cm
1,5 KOM/1m²

B A R S C H E D U L E Steelgrade: 500S						
Pos.	No.	d	Length	D8	D10	D12
1	60	12	1.92			115.20
2	20	12	5.79			115.80
3	58	10	2.22		128.76	
4	24	10	5.45		130.80	
5	24	10	0.93		22.32	
6	29	12	2.92			84.68
7	12	8	1.00	12.00		
8	6	10	1.31		7.86	
Total lengths				12.00	289.74	315.68
kg / m				D8 0.395	D10 0.617	D12 0.888
kg / d				4.740	178.770	280.324
Total weight (kg)				463.834		

POTREBNO JE IZVESTI BARBAKANE PROMJERA Ø120.00mm. IZVODE SE NA 20.0cm IZNAD KOTE PROJEKTIRANOG GOTOVO UREĐENOG TERENA. BARBAKANE U KONTRAFORAMA SE IZVODE 5cm OD RUBA ZIDA.

POTPORNI ZID IZVODI SE NA STIJENI.

	D&Z d.o.o. PROJECTING - CONSULTING - ENGINEERING Jerolima Vidulića 7, Zadar, tel:023/22 08 60 E - mail: info@d-and-z.hr	INVESTITOR	GRAD ZADAR Narodni trg 1, 23000 Zadar
		GRAĐEVINA	REKONSTRUKCIJA ULICE DR. FRANJE TUĐMANA U ZADRU - 3. DIONICA
PROJEKTANT	ANTE UGLEŠIĆ dipl.ing.grad. <i>Ante Uglešić</i>	SASTAV CRTEŽA	ARMATURA POTPORNOG ZIDA 20
PROJEKTANT SURADNIK	NIKOLINA UGLEŠIĆ mag.ing.aedif. <i>Nikolina Uglešić</i>	FAZA	izvedbeni
SURADNIK		MJERILO	1:50
		TEHNIČKI DNEVNIK	I.O. 11704-3
		DATUM	lipanj 2020.
		BROJ NACRTA	20

Project: 2013 REKONSTRUKCIJA ULICE DR. FRANJE TUĐMANA U ZADRU – 3. DIONICA

/ 20

Project data

Title : REKONSTRUKCIJA ULICE DR. FRANJE TUĐMANA U ZADRU – 3. DIONICA

Content : POTPORNI ZID 20

Plan No. : 20

All total length of bar profiles axial length

B A R S C H E D U L E Steelgrade: 500S

Pos.	No.	d	Length	D8	D10	D12
1	60	12	1.92			115.20
2	20	12	5.79			115.80
3	58	10	2.22		128.76	
4	24	10	5.45		130.80	
5	24	10	0.93		22.32	
6	29	12	2.92			84.68
7	12	8	1.00	12.00		
8	6	10	1.31		7.86	

Total lengths				12.00	289.74	315.68
kg / m				D8 0.395	D10 0.617	D12 0.888
kg / d				4.740	178.770	280.324

Total weight (kg)				463.834		

Project: 2013 REKONSTRUKCIJA ULICE DR. FRANJE TUĐMANA U ZADRU - 3. DIONICA

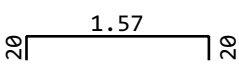
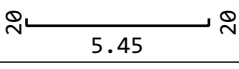
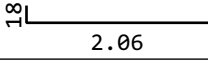
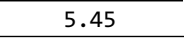
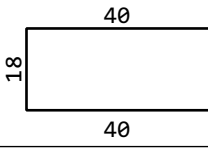
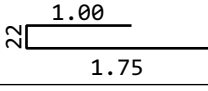
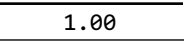
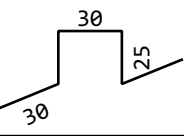
/ 20

Project data

Title : REKONSTRUKCIJA ULICE DR. FRANJE TUĐMANA U ZADRU - 3. DIONICA

Content : POTPORNI ZID 20

Plan No. : 20

B E N D I N G S C H E D U L E Steelgrade: 500S									
Pos.	No.	d	Length	dbr ds	Type	shape code	Tot.L	Weight kg	
1	60	12	1.92	4	A1		115.20	102.298	
2	20	12	5.79	4	A1		115.80	102.830	
3	58	10	2.22	4	A1		128.76	79.445	
4	24	10	5.45	4	A1		130.80	80.704	
5	24	10	0.93	4	A3		22.32	13.771	
6	29	12	2.92	4	A3		84.68	75.196	
7	12	8	1.00	4	A1		12.00	4.740	
8	6	10	1.31	4	D2		7.86	4.850	

Total weight (kg) 463.833

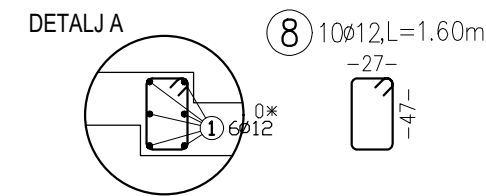
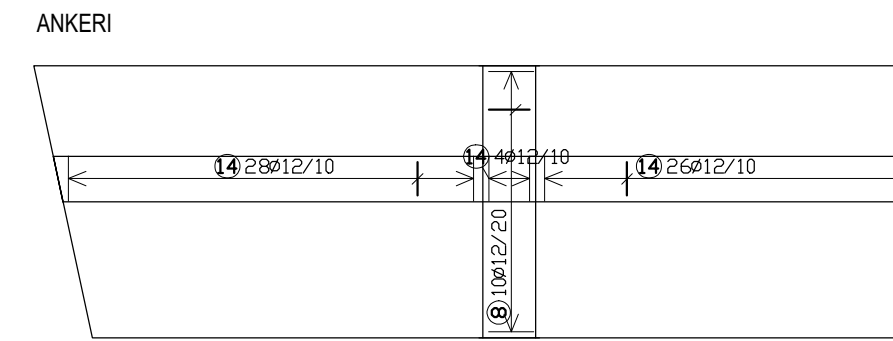
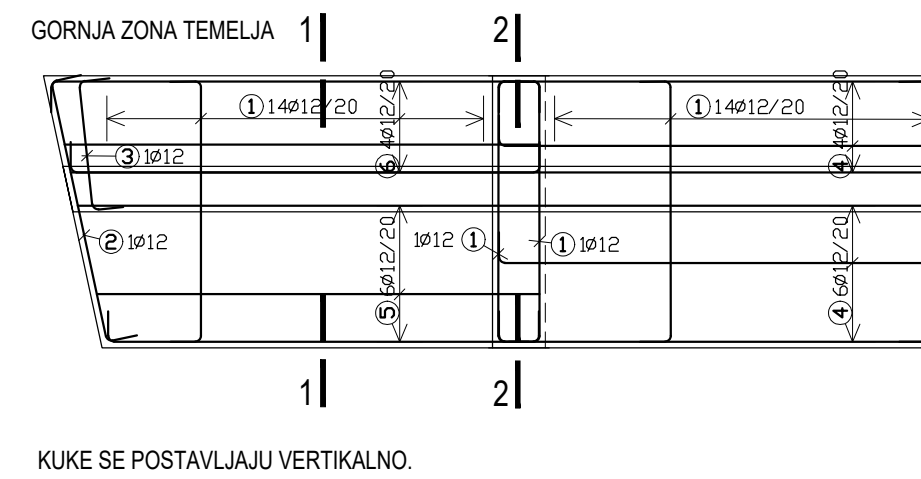
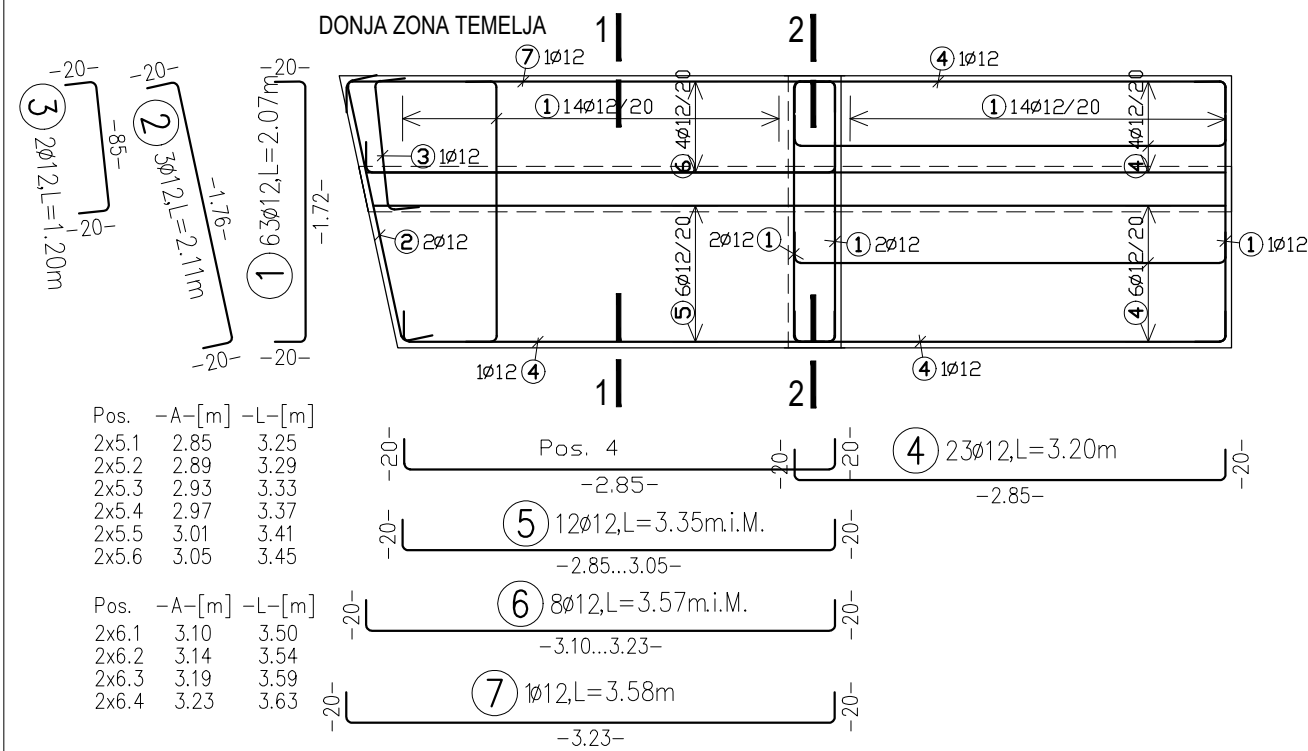
REKONSTRUKCIJA ULICE DR. FRANJE TUĐMANA U ZADRU - 3. DIONICA (od stac. 0+781,18 do stac. 1+244,65)

ARMATURA POTPORNOG ZIDA 21

1:50

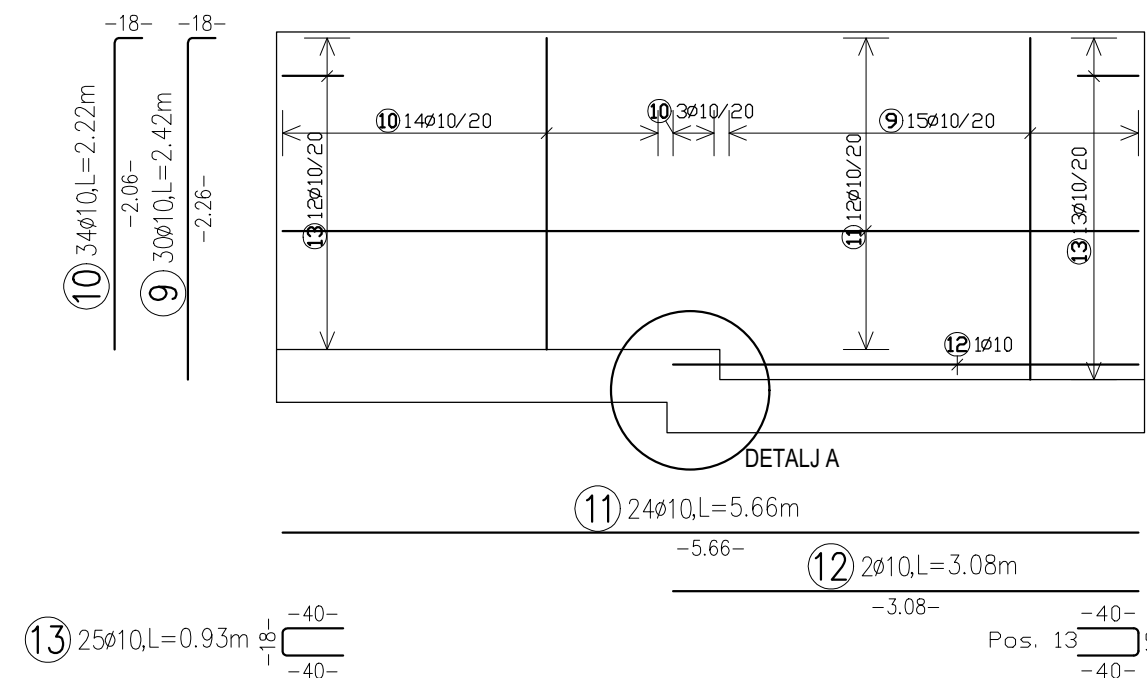
c=4 cm

B500B, C35/45

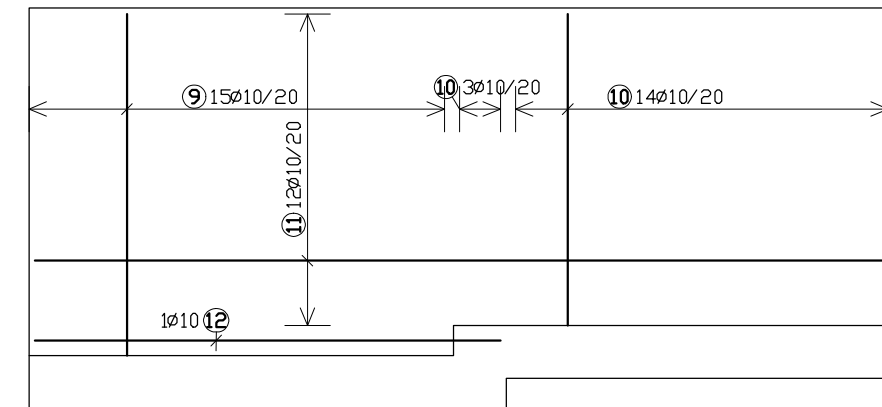


Pos.	No.	d	Length	Steel grade: 500S		
				D8	D10	D12
1	63	12	2.07			130.41
2	3	12	2.11			6.33
3	2	12	1.20			2.40
4	23	12	3.20			73.60
5	12	12	3.35*			40.20
6	8	12	3.57*			28.56
7	1	12	3.58			3.58
8	10	12	1.60			16.00
9	30	10	2.42		72.60	
10	34	10	2.22		75.48	
11	24	10	5.66		135.84	
12	2	10	3.08		6.16	
13	25	10	0.93		23.25	
14	58	12	3.02			175.16
15	13	8	1.00	13.00		
16	7	10	1.31		9.17	
* = in average						
Total lengths				13.00	322.50	476.24
kg / m				D8 0.395	D10 0.617	D12 0.888
kg / d				5.135	198.982	422.901
Total weight (kg)				627.018		

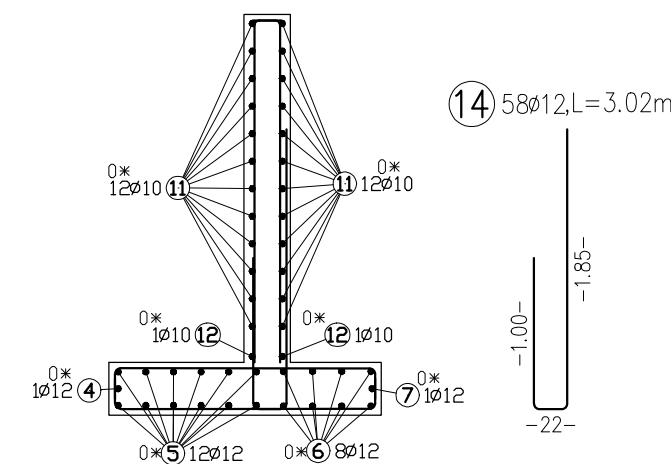
UNUTARNJA STRANA ZIDA



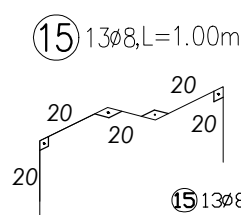
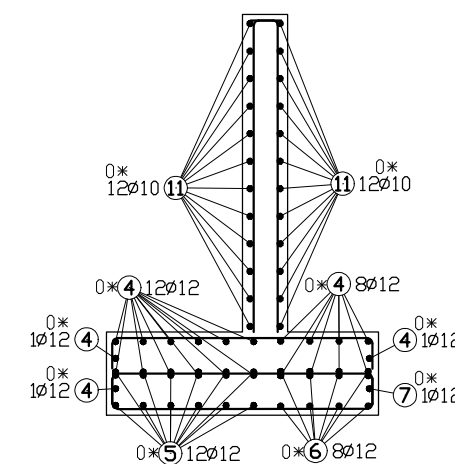
VANJSKA STRANA ZIDA



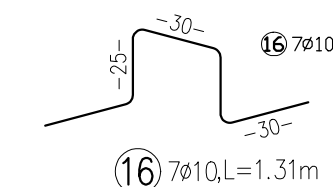
PRESJEK 1-1



PRESJEK 2-2



POSTAVITI DISTANCERE U ZIDOVE 1 KOM/1m²



NOSAČI GORNJE ARMATURE ZA PLOČU d=35 cm 1,5 KOM/1m²

POTREBNO JE IZVESTI BARBAKANE PROMJERA Ø120.00mm. IZVODE SE NA 20.0cm IZNAD KOTE PROJEKTIRANOG GOTOVO UREĐENOG TERENA. BARBAKANE U KONTRAFORAMA SE IZVODE 5cm OD RUBA ZIDA.

POTPORNI ZID IZVODI SE NA STIJENI.

	D&Z d.o.o. PROJECTING - CONSULTING - ENGINEERING Jerolima Vidulića 7, Zadar, tel:023/22 08 60 E - mail: info@d-and-z.hr	INVESTITOR	GRAD ZADAR Narodni trg 1, 23000 Zadar
	PROJEKTANT	ANTE UGLEŠIĆ dipl.ing.grad. <i>Ante Uglješić</i>	GRADEVINA
PROJEKTANT SURADNIK	NIKOLINA UGLEŠIĆ mag.ing.aedif. <i>Nikolina Uglješić</i>	SASTAV CRTEŽA	ARMATURA POTPORNOG ZIDA 21
SURADNIK		FAZA	izvedbeni
		ZAJEDNIČKA OZNAKA	I.O. 11704-3
		MJERILO	1:50
		TEHNIČKI DNEVNIK	2013
		DATUM	lipanj 2020.
		BROJ NACRTA	21

Project: 2013 REKONSTRUKCIJA ULICE DR. FRANJE TUĐMANA U ZADRU - 3. DIONICA

/ 21

Project data

Title : REKONSTRUKCIJA ULICE DR. FRANJE TUĐMANA U ZADRU - 3. DIONICA

Content : POTPORNI ZID 21

Plan No. : 21

All total length of bar profiles axial length

B A R S C H E D U L E Steelgrade: 500S

Pos.	No.	d	Length	D8	D10	D12
1	63	12	2.07			130.41
2	3	12	2.11			6.33
3	2	12	1.20			2.40
4	23	12	3.20			73.60
5	12	12	3.35*			40.20
6	8	12	3.57*			28.56
7	1	12	3.58			3.58
8	10	12	1.60			16.00
9	30	10	2.42		72.60	
10	34	10	2.22		75.48	
11	24	10	5.66		135.84	
12	2	10	3.08		6.16	
13	25	10	0.93		23.25	
14	58	12	3.02			175.16
15	13	8	1.00	13.00		
16	7	10	1.31		9.17	

* = in average

Total lengths				13.00	322.50	476.24
kg / m				D8 0.395	D10 0.617	D12 0.888
kg / d				5.135	198.982	422.901

Total weight (kg) 627.018

Project: 2013 REKONSTRUKCIJA ULICE DR. FRANJE TUĐMANA U ZADRU - 3. DIONICA

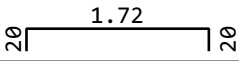
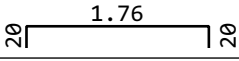
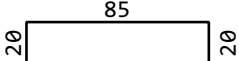
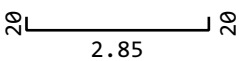
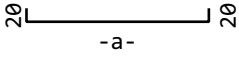
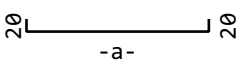
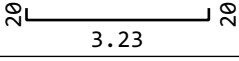
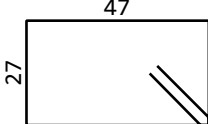
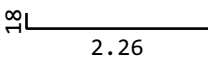
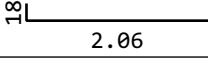
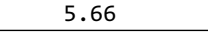
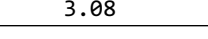
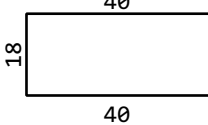
/ 21

Project data

Title : REKONSTRUKCIJA ULICE DR. FRANJE TUĐMANA U ZADRU - 3. DIONICA

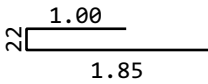
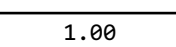
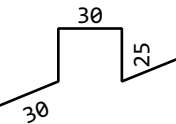
Content : POTPORNI ZID 21

Plan No. : 21

B E N D I N G S C H E D U L E Steelgrade: 500S									
Pos.	No.	d	Length	dbr ds	Type	shape code	Tot.L	Weight kg	
1	63	12	2.07	4	A1		130.41	115.804	
2	3	12	2.11	4	A1		6.33	5.621	
3	2	12	1.20	4	A1		2.40	2.131	
4	23	12	3.20	4	A1		73.60	65.357	
5	12	12	--	4	A1	 -a- Pos.No.Length -a- 1 2 3.25 2.85 2 2 3.29 2.89 3 2 3.33 2.93 4 2 3.37 2.97 5 2 3.41 3.01 6 2 3.45 3.05	40.20	35.698	
6	8	12	--	4	A1	 -a- Pos.No.Length -a- 1 2 3.50 3.10 2 2 3.54 3.14 3 2 3.59 3.19 4 2 3.63 3.23	28.56	25.361	
7	1	12	3.58	4	A1		3.58	3.179	
8	10	12	1.60	4	B1	 Hooklength=13.0	16.00	14.208	
9	30	10	2.42	4	A1		72.60	44.794	
10	34	10	2.22	4	A1		75.48	46.571	
11	24	10	5.66	4	A1		135.84	83.813	
12	2	10	3.08	4	A1		6.16	3.801	
13	25	10	0.93	4	A3		23.25	14.345	

Project: 2013 REKONSTRUKCIJA ULICE DR. FRANJE TUĐMANA U ZADRU - 3. DIONICA

/ 21

B E N D I N G S C H E D U L E Steelgrade: 500S								
Pos.	No.	d	Length	nbr. ds	Type	shape code	Tot.L	Weight kg
14	58	12	3.02	4	A3		175.16	155.542
15	13	8	1.00	4	A1		13.00	5.135
16	7	10	1.31	4	D2		9.17	5.658

Total weight (kg) 627.019

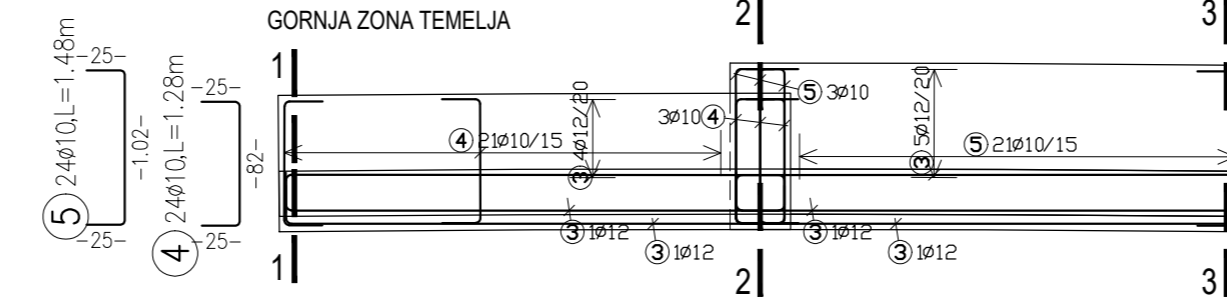
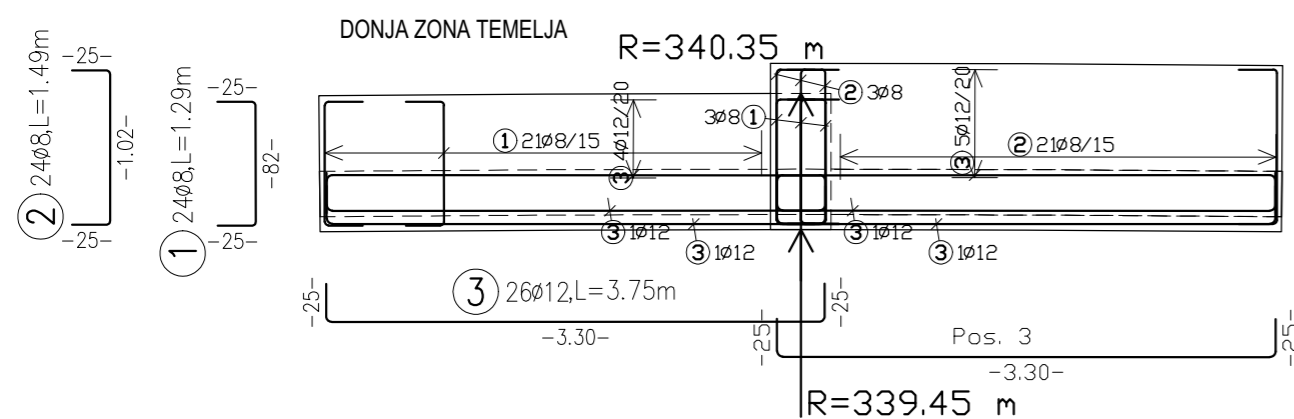
REKONSTRUKCIJA ULICE DR. FRANJE TUĐMANA U ZADRU - 3. DIONICA (od stac. 0+781,18 do stac. 1+244,65)

ARMATURA POTPORNOG ZIDA 22

1:50

c=4 cm

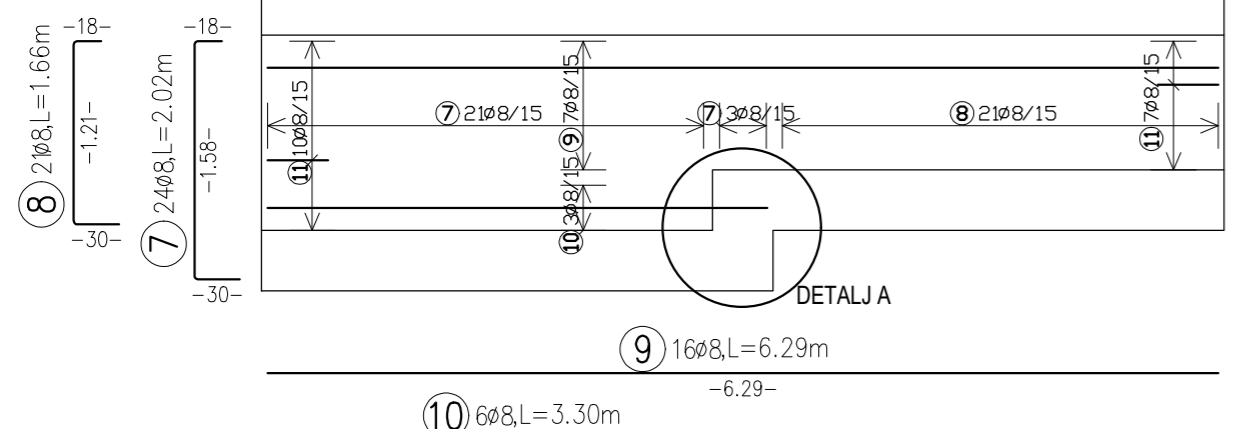
B500B, C35/45



KUKE SE POSTAVLJAJU VERTIKALNO.

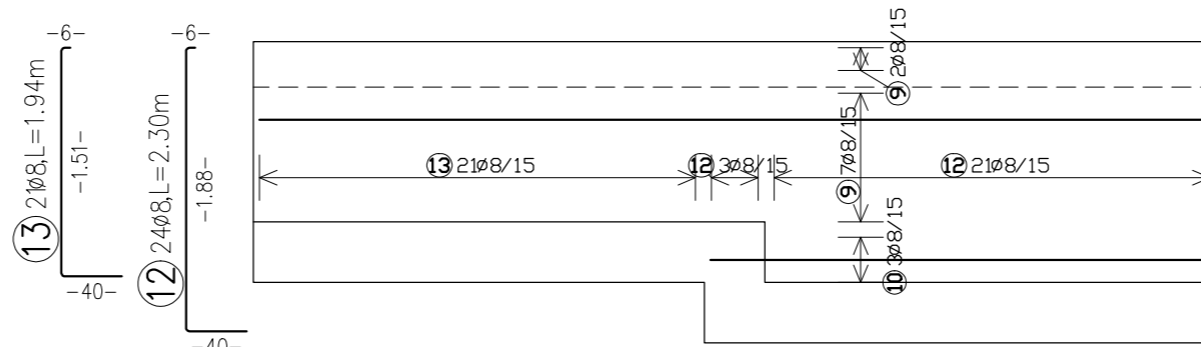
POZICIJA 3 JE LUČNO
ZAKRIVLJENA U
HORIZONTALNOJ RAVNINI.

UNUTARJNA STRANA ZIDA

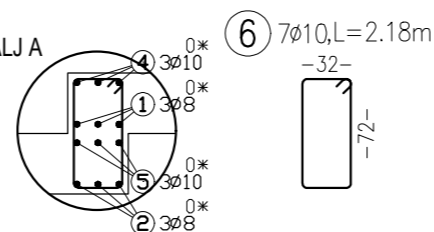


POZICIJE 9 I 10 SU LUČNO
ZAKRIVLJENE U
HORIZONTALNOJ RAVNINI.

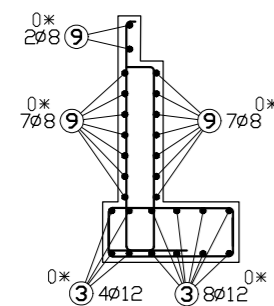
VANJSKA STRANA ZIDA



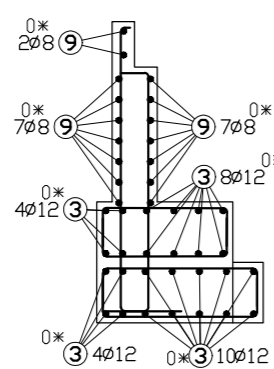
DETALJA



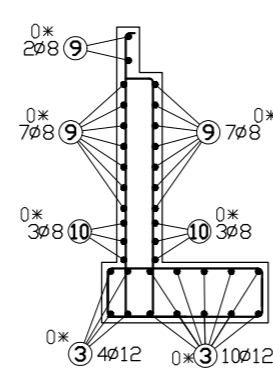
PRESJEK 1-1



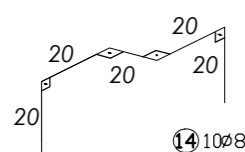
PRESJEK 2-2



PRESJEK 3-3

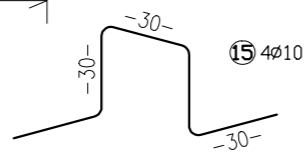


14 10φ8, L=1.00m



POSTAVITI DISTANCERE
U ZIDOVE 1 KOM/1m²

15 4φ10, L=1.41m



NOSAČI GORNJE ARMATURE
ZA PLOČU d=35 cm
1,5 KOM/1m²

B A R S C H E D U L E Steelgrade: 500S						
Pos.	No.	d	Length	D8	D10	D12
1	24	8	1.29	30.96		
2	24	8	1.49	35.76		
3	26	12	3.75			97.50
4	24	10	1.28		30.72	
5	24	10	1.48		35.52	
6	7	10	2.18		15.26	
7	24	8	2.02	48.48		
8	21	8	1.66	34.86		
9	16	8	6.29	100.64		
10	6	8	3.30	19.80		
11	17	8	0.94	15.98		
12	24	8	2.30	55.20		
13	21	8	1.94	40.74		
14	10	8	1.00	10.00		
15	4	10	1.41		5.64	
Total lengths				392.42	87.14	97.50
kg / m				D8 0.395	D10 0.617	D12 0.888
kg / d				155.006	53.765	86.580
Total weight (kg)				295.351		

POTREBNO JE IZVESTI BARBAKANE PROMJERA Ø120.00mm. IZVODE SE NA 20.0cm IZNAD KOTE PROJEKTIRANOG GOTOVO UREĐENOG TERENA. BARBAKANE U KONTRAFORAMA SE IZVODE 5cm OD RUBA ZIDA.

POTPORNI ZID IZVODI SE NA NASIPU.

	D&Z d.o.o. PROJECTING - CONSULTING - ENGINEERING Jerolima Vidulića 7, Zadar, tel:023/22 08 60 E - mail: info@d-and-z.hr	INVESTITOR	GRAD ZADAR Narodni trg 1, 23000 Zadar
		GRADEVINA	REKONSTRUKCIJA ULICE DR. FRANJE TUĐMANA U ZADRU - 3. DIONICA
PROJEKTANT	ANTE UGLEŠIĆ dipl.ing.grad. <i>Ante Uglešić</i>	SASTAV CRTEŽA	ARMATURA POTPORNOG ZIDA 22
PROJEKTANT SURADNIK	NIKOLINA UGLEŠIĆ mag.ing.aedif. <i>Nikolina Uglešić</i>	FAZA	izvedbeni
SURADNIK		MJERILO	1:50
		DATUM	lipanj 2020.
		ZAJEDNIČKA OZNAKA	I.O. 11704-3
		TEHNIČKI DNEVNIK	2013
		BROJ NACRTA	22

Project: 2013 REKONSTRUKCIJA ULICE DR. FRANJE TUĐMANA U ZADRU – 3. DIONICA

/ 22

Project data

Title : REKONSTRUKCIJA ULICE DR. FRANJE TUĐMANA U ZADRU – 3. DIONICA

Content : POTPORNI ZID 22

Plan No. : 22

All total length of bar profiles axial length

B A R S C H E D U L E Steelgrade: 500S

Pos.	No.	d	Length	D8	D10	D12
1	24	8	1.29	30.96		
2	24	8	1.49	35.76		
3	26	12	3.75			97.50
4	24	10	1.28		30.72	
5	24	10	1.48		35.52	
6	7	10	2.18		15.26	
7	24	8	2.02	48.48		
8	21	8	1.66	34.86		
9	16	8	6.29	100.64		
10	6	8	3.30	19.80		
11	17	8	0.94	15.98		
12	24	8	2.30	55.20		
13	21	8	1.94	40.74		
14	10	8	1.00	10.00		
15	4	10	1.41		5.64	

Total lengths		392.42	87.14	97.50
kg / m		D8 0.395	D10 0.617	D12 0.888
kg / d		155.006	53.765	86.580

Total weight (kg) 295.351

Project: 2013 REKONSTRUKCIJA ULICE DR. FRANJE TUĐMANA U ZADRU - 3. DIONICA

/ 22

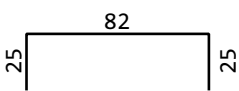
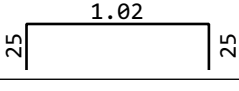


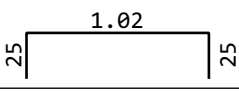
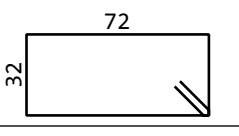
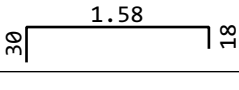

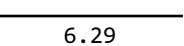
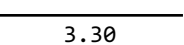
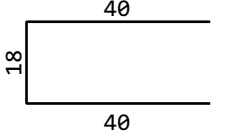

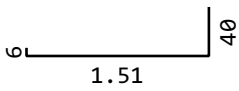
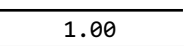
Project data

Title : REKONSTRUKCIJA ULICE DR. FRANJE TUĐMANA U ZADRU - 3. DIONICA

Content : POTPORNI ZID 22

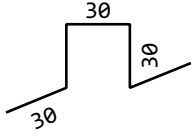
Plan No. : 22

B E N D I N G S C H E D U L E Steelgrade: 500S

Pos.	No.	d	Length	dbr ds	Type	shape code	Tot.L	Weight kg
1	24	8	1.29	4	A1		30.96	12.229
2	24	8	1.49	4	A1		35.76	14.125
3	26	12	3.75	4	A1		97.50	86.580
4	24	10	1.28	4	A1		30.72	18.954
5	24	10	1.48	4	A1		35.52	21.916
6	7	10	2.18	4	B1		15.26	9.415
7	24	8	2.02	4	A2		48.48	19.150
8	21	8	1.66	4	A2		34.86	13.770
9	16	8	6.29	4	A1		100.64	39.753
10	6	8	3.30	4	A1		19.80	7.821
11	17	8	0.94	4	A3		15.98	6.312
12	24	8	2.30	4	A3		55.20	21.804
13	21	8	1.94	4	A3		40.74	16.092
14	10	8	1.00	4	A1		10.00	3.950

Project: 2013 REKONSTRUKCIJA ULICE DR. FRANJE TUĐMANA U ZADRU - 3. DIONICA

/ 22

B E N D I N G S C H E D U L E Steelgrade: 500S								
Pos.	No.	d	Length	dbr. ds	Type	shape code	Tot.L	Weight kg
15	4	10	1.41	4	D2		5.64	3.480

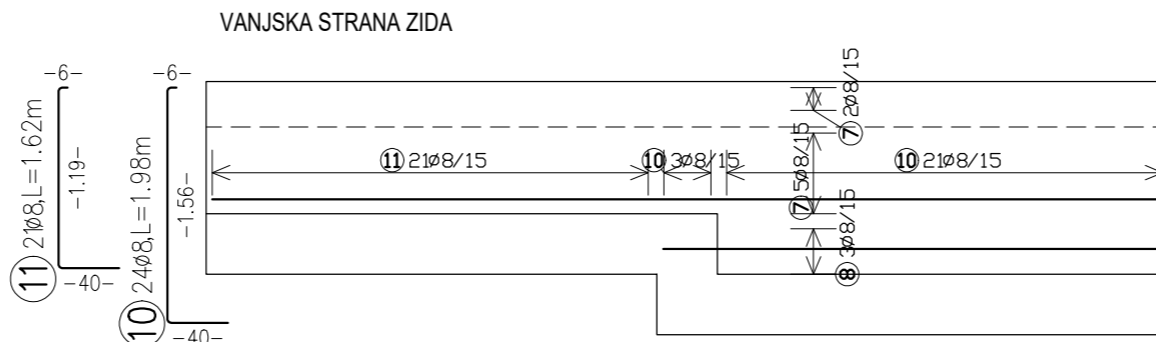
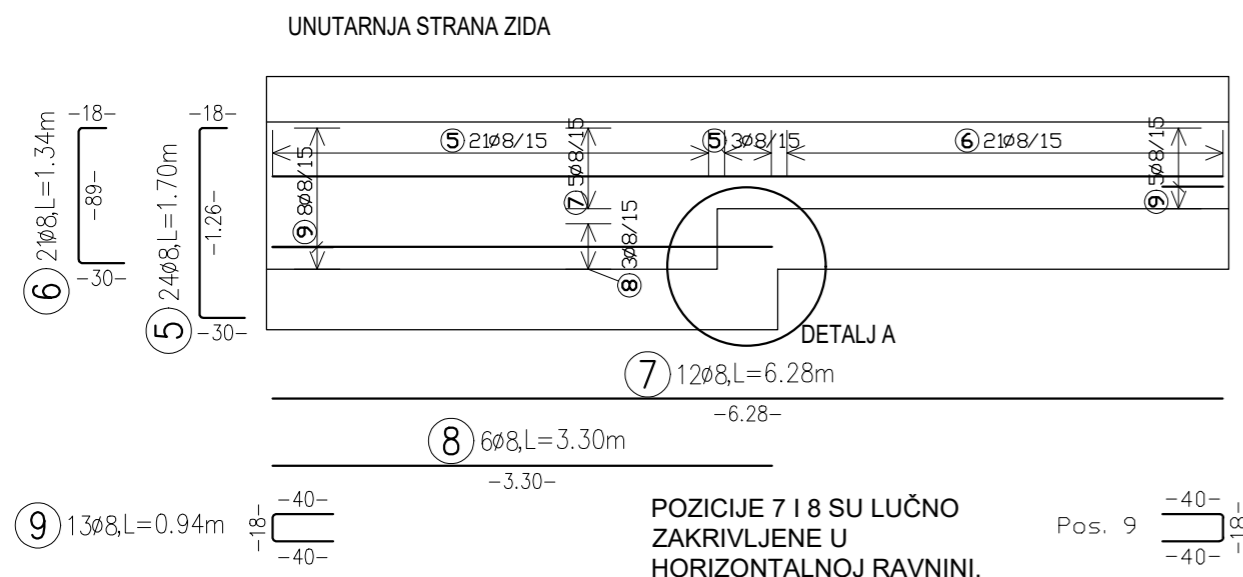
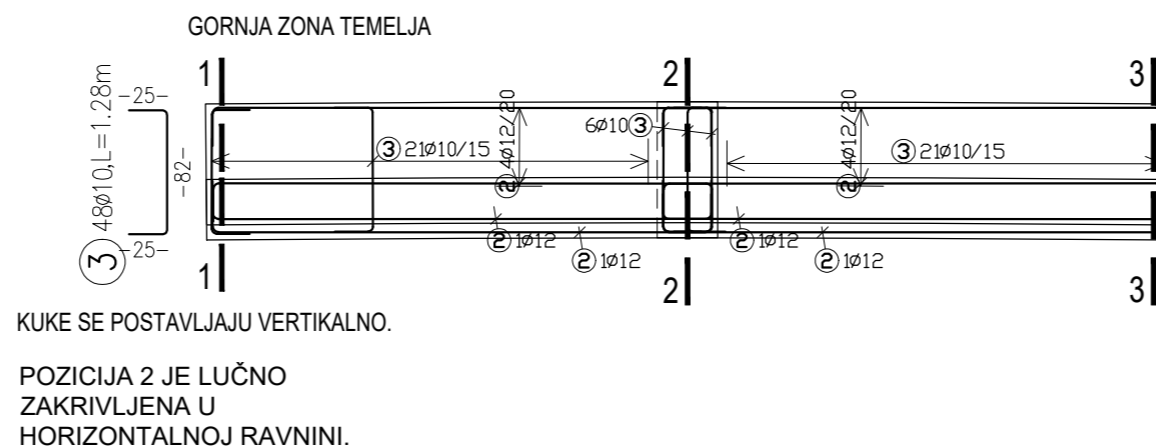
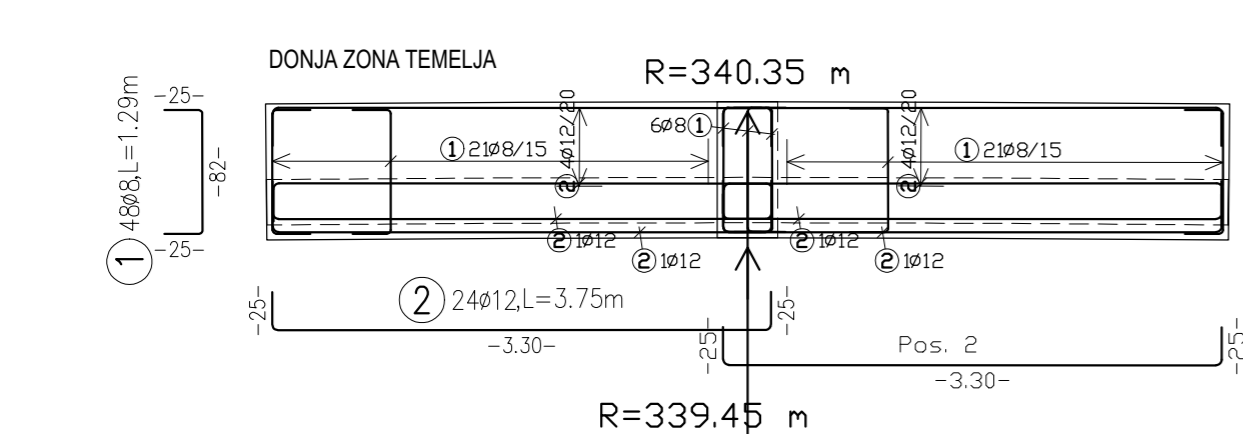
Total weight (kg) 295.351

REKONSTRUKCIJA ULICE DR. FRANJE TUĐMANA U ZADRU - 3. DIONICA (od stac. 0+781,18 do stac. 1+244,65)

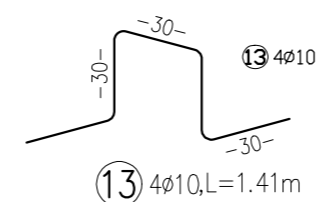
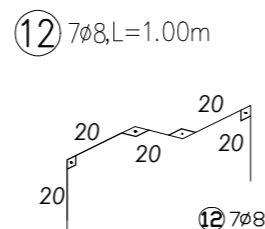
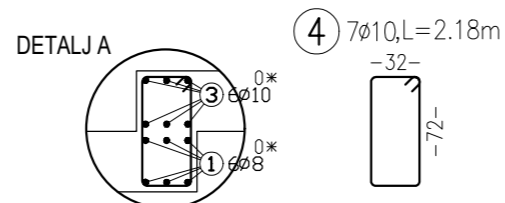
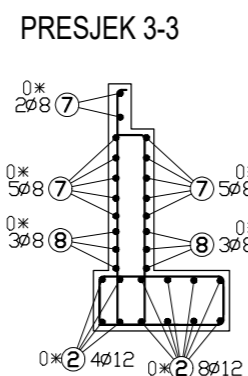
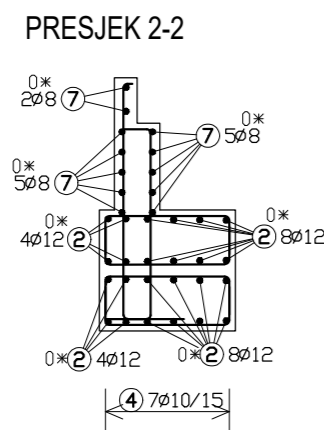
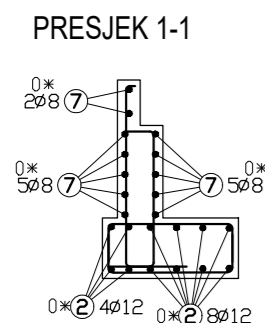
ARMATURA POTPORNOG ZIDA 23

1:50
c=4 cm

B500B, C35/45



B A R S C H E D U L E Steelgrade: 500S						
Pos.	No.	d	Length	D8	D10	D12
1	48	8	1.29	61.92		
2	24	12	3.75			90.00
3	48	10	1.28		61.44	
4	7	10	2.18		15.26	
5	24	8	1.70	40.80		
6	21	8	1.34	28.14		
7	12	8	6.28	75.36		
8	6	8	3.30	19.80		
9	13	8	0.94	12.22		
10	24	8	1.98	47.52		
11	21	8	1.62	34.02		
12	7	8	1.00	7.00		
13	4	10	1.41		5.64	
Total lengths				326.78	82.34	90.00
kg / m				D8 0.395	D10 0.617	D12 0.888
kg / d				129.078	50.804	79.920
Total weight (kg)				259.802		



POSTAVITI DISTANCERE U ZIDOVE 1 KOM/1m²

NOSAČI GORNJE ARMATURE ZA PLOČU d=40 cm 1,5 KOM/1m²

POTREBNO JE IZVESTI BARBAKANE PROMJERA Ø120.00mm. IZVODE SE NA 20.0cm IZNAD KOTE PROJEKTIRANOG GOTOVO UREĐENOG TERENA. BARBAKANE U KONTRAFORAMA SE IZVODE 5cm OD RUBA ZIDA.

POTPORNI ZID IZVODI SE NA NASIPU.

	D&Z d.o.o. PROJECTING - CONSULTING - ENGINEERING Jerolima Vidulića 7, Zadar, tel:023/22 08 60 E - mail: info@d-and-z.hr	INVESTITOR	GRAD ZADAR Narodni trg 1, 23000 Zadar
		GRADEVINA	REKONSTRUKCIJA ULICE DR. FRANJE TUĐMANA U ZADRU - 3. DIONICA
PROJEKTANT	ANTE UGLEŠIĆ dipl.ing.grad. <i>Ante Uglješić</i>	SASTAV CRTEŽA	ARMATURA POTPORNOG ZIDA 23
PROJEKTANT SURADNIK	NIKOLINA UGLEŠIĆ mag.ing.aedif. <i>Nikolina Uglješić</i>	FAZA	izvedbeni
SURADNIK		MJERILO	1:50
		DATUM	lipanj 2020.
		ZAJEDNIČKA OZNAKA	I.O. 11704-3
		TEHNIČKI DNEVNIK	2013
		BROJ NACRTA	23

Project: 2013 REKONSTRUKCIJA ULICE DR. FRANJE TUĐMANA U ZADRU - 3. DIONICA

/ 23

Project data

Title : REKONSTRUKCIJA ULICE DR. FRANJE TUĐMANA U ZADRU - 3. DIONICA

Content : POTPORNI ZID 23

Plan No. : 23

All total length of bar profiles axial length

B A R S C H E D U L E Steelgrade: 500S

Pos.	No.	d	Length	D8	D10	D12
1	48	8	1.29	61.92		
2	24	12	3.75			90.00
3	48	10	1.28		61.44	
4	7	10	2.18		15.26	
5	24	8	1.70	40.80		
6	21	8	1.34	28.14		
7	12	8	6.28	75.36		
8	6	8	3.30	19.80		
9	13	8	0.94	12.22		
10	24	8	1.98	47.52		
11	21	8	1.62	34.02		
12	7	8	1.00	7.00		
13	4	10	1.41		5.64	

Total lengths		326.78	82.34	90.00
kg / m		D8 0.395	D10 0.617	D12 0.888
kg / d		129.078	50.804	79.920

Total weight (kg)		259.802		

Project: 2013 REKONSTRUKCIJA ULICE DR. FRANJE TUĐMANA U ZADRU – 3. DIONICA

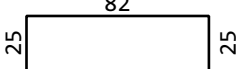
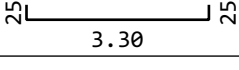

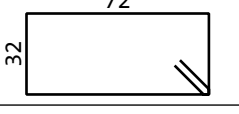


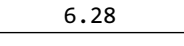
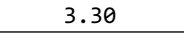
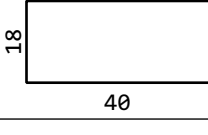
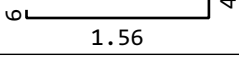
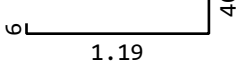
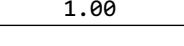
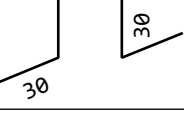
/ 23

Project data

Title : REKONSTRUKCIJA ULICE DR. FRANJE TUĐMANA U ZADRU – 3. DIONICA

Content : POTPORNI ZID 23

Plan No. : 23

B E N D I N G S C H E D U L E Steelgrade: 500S								
Pos.	No.	d	Length	nbr ds	Type	shape code	Tot.L	Weight kg
1	48	8	1.29	4	A1		61.92	24.458
2	24	12	3.75	4	A1		90.00	79.920
3	48	10	1.28	4	A1		61.44	37.908
4	7	10	2.18	4	B1		15.26	9.415
5	24	8	1.70	4	A2		40.80	16.116
6	21	8	1.34	4	A2		28.14	11.115
7	12	8	6.28	4	A1		75.36	29.767
8	6	8	3.30	4	A1		19.80	7.821
9	13	8	0.94	4	A3		12.22	4.827
10	24	8	1.98	4	A3		47.52	18.770
11	21	8	1.62	4	A3		34.02	13.438
12	7	8	1.00	4	A1		7.00	2.765
13	4	10	1.41	4	D2		5.64	3.480

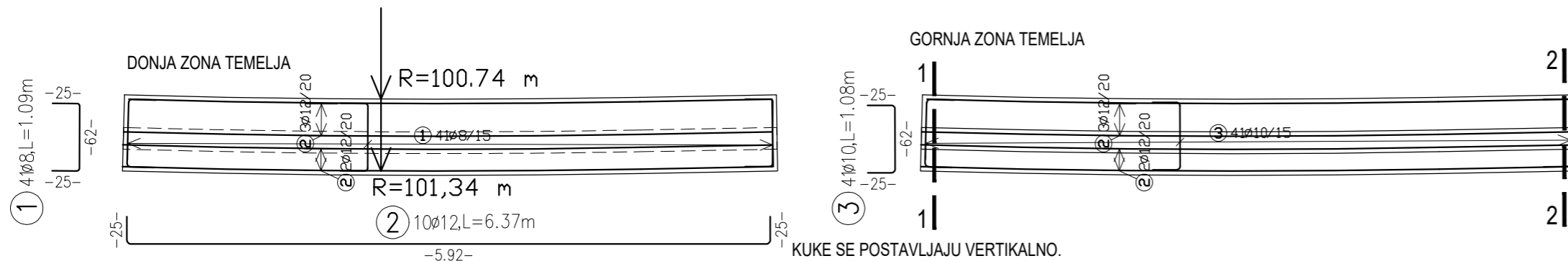
Total weight (kg) 259.802

REKONSTRUKCIJA ULICE DR. FRANJE TUĐMANA U ZADRU - 3. DIONICA (od stac. 0+781,18 do stac. 1+244,65)

ARMATURA POTPORNOG ZIDA 24

1:50
c=4 cm

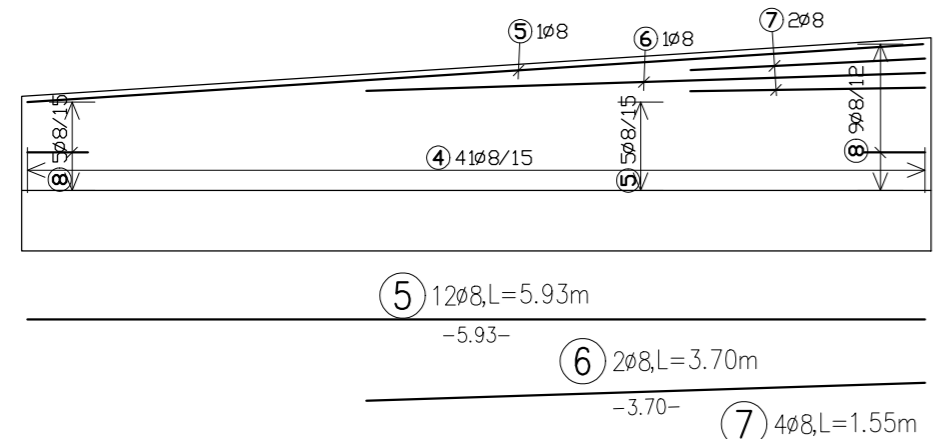
B500B, C35/45



KUKE SE POSTAVLJAJU VERTIKALNO.

POZICIJA 2 JE LUČNO
ZAKRIVLJENA U
HORIZONTALNOJ RAVNINI.

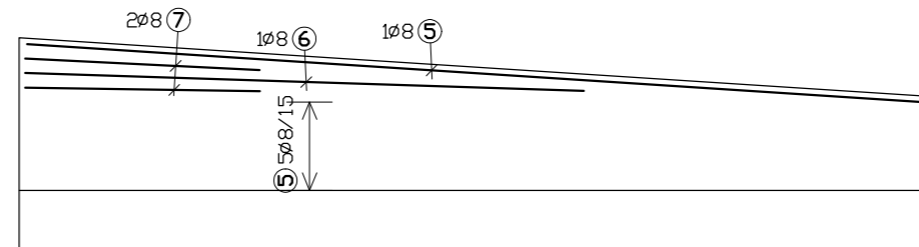
UNUTARNJA STRANA ZIDA



POZICIJE 5, 6 I 7 SU LUČNO
ZAKRIVLJENE U
HORIZONTALNOJ RAVNINI.

8 14xØ8, L=0.94m

VANJSKA STRANA ZIDA



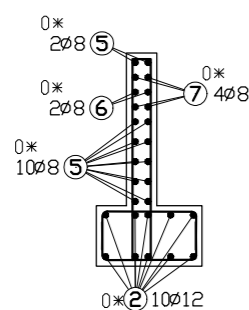
4 4xØ8, L=2.67m.M.

Pos. -B-[m] -L-[m]

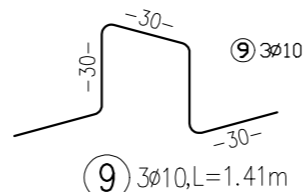
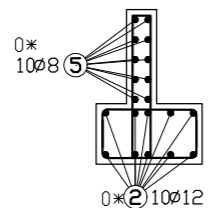
1x4.1	1.32	3.05
1x4.2	1.31	3.03
1x4.3	1.30	3.01
1x4.4	1.29	2.99
1x4.5	1.28	2.97
1x4.6	1.27	2.95
1x4.7	1.26	2.93
1x4.8	1.25	2.91
1x4.9	1.24	2.89
2x4.10	1.23	2.87
1x4.11	1.22	2.85
1x4.12	1.21	2.83
1x4.13	1.20	2.81
1x4.14	1.19	2.79
1x4.15	1.18	2.77
1x4.16	1.17	2.75
1x4.17	1.16	2.73
1x4.18	1.15	2.71
1x4.19	1.14	2.69
1x4.20	1.13	2.67
1x4.21	1.12	2.65
1x4.22	1.11	2.63
1x4.23	1.10	2.61
1x4.24	1.09	2.59
1x4.25	1.08	2.57
1x4.26	1.07	2.55
1x4.27	1.06	2.53
1x4.28	1.05	2.51
2x4.29	1.04	2.49
1x4.30	1.03	2.47
1x4.31	1.02	2.45
1x4.32	1.01	2.43
1x4.33	1.00	2.41
1x4.34	0.99	2.39
1x4.35	0.98	2.37
1x4.36	0.97	2.35
1x4.37	0.96	2.33
1x4.38	0.95	2.31
1x4.39	0.94	2.29

Pos.	No.	d	Length	Steelgrade: 500S	D8	D10	D12
1	41	8	1.09		44.69		
2	10	12	6.37				63.70
3	41	10	1.08			44.28	
4	41	8	2.67*	109.47			
5	12	8	5.93	71.16			
6	2	8	3.70	7.40			
7	4	8	1.55	6.20			
8	14	8	0.94	13.16			
9	3	10	1.41			4.23	
* = in average							
Total lengths				252.08	48.51	63.70	
kg / m				D8 0.395	D10 0.617	D12 0.888	
kg / d				99.572	29.931	56.566	
Total weight (kg)				186.069			

PRESJEK 1-1



PRESJEK 2-2



NOSAČI GORNJE ARMATURE
ZA PLOČU d=40 cm
1,5 KOM/1m²

POTREBNO JE IZVESTI BARBAKANE PROMJERA Ø120.00mm. IZVODE SE NA 20.0cm IZNAD KOTE PROJEKTIRANOG GOTOVO UREĐENOG TERENA. BARBAKANE U KONTRAFORAMA SE IZVODE 5cm OD RUBA ZIDA.

POTPORNI ZID IZVODI SE NA NASIPU.

	D&Z d.o.o. PROJECTING - CONSULTING - ENGINEERING Jerolima Vidulića 7, Zadar, tel:023/22 08 60 E - mail: info@d-and-z.hr	INVESTITOR	GRAD ZADAR Narodni trg 1, 23000 Zadar
		GRAĐEVINA	REKONSTRUKCIJA ULICE DR. FRANJE TUĐMANA U ZADRU - 3. DIONICA
PROJEKTANT	ANTE UGLEŠIĆ dipl.ing.grad. <i>Ante Uglješić</i>	SASTAV CRTEŽA	ARMATURA POTPORNOG ZIDA 24
PROJEKTANT SURADNIK	NIKOLINA UGLEŠIĆ mag.ing.aedif. <i>Nikolina Uglješić</i>	FAZA	izvedbeni
SURADNIK		ZAJEDNIČKA OZNAKA	I.O. 11704-3
		MJERILO	1:50
		TEHNIČKI DNEVNIK	2013
		DATUM	lipanj 2020.
		BROJ NACRTA	24

Project: 2013 REKONSTRUKCIJA ULICE DR. FRANJE TUĐMANA U ZADRU - 3. DIONICA

/ 24

Project data

Title : REKONSTRUKCIJA ULICE DR. FRANJE TUĐMANA U ZADRU - 3. DIONICA

Content : POTPORNI ZID 24

Plan No. : 24

All total length of bar profiles axial length

B A R S C H E D U L E Steelgrade: 500S

Pos.	No.	d	Length	D8	D10	D12
1	41	8	1.09	44.69		
2	10	12	6.37			63.70
3	41	10	1.08		44.28	
4	41	8	2.67*	109.47		
5	12	8	5.93	71.16		
6	2	8	3.70	7.40		
7	4	8	1.55	6.20		
8	14	8	0.94	13.16		
9	3	10	1.41		4.23	

* = in average

Total lengths			252.08	48.51	63.70
kg / m			D8 0.395	D10 0.617	D12 0.888
kg / d			99.572	29.931	56.566

Total weight (kg) 186.069

Project: 2013 REKONSTRUKCIJA ULICE DR. FRANJE TUĐMANA U ZADRU – 3. DIONICA

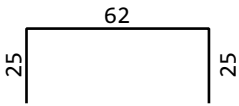

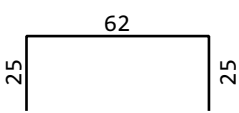
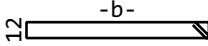
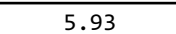
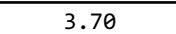
/ 24

Project data

Title : REKONSTRUKCIJA ULICE DR. FRANJE TUĐMANA U ZADRU – 3. DIONICA

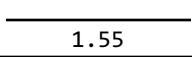
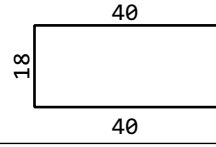
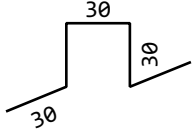
Content : POTPORNI ZID 24

Plan No. : 24

B E N D I N G S C H E D U L E Steelgrade: 500S																																																																																																																																																																								
Pos.	No.	d	Length	dbr ds	Type	shape code	Tot.L	Weight kg																																																																																																																																																																
1	41	8	1.09	4	A1		44.69	17.653																																																																																																																																																																
2	10	12	6.37	4	A1		63.70	56.566																																																																																																																																																																
3	41	10	1.08	4	A1		44.28	27.321																																																																																																																																																																
4	41	8	--	4	B1	 <p>Hooklength=9.0</p> <table border="1"> <thead> <tr> <th>Pos.</th> <th>No.</th> <th>Length</th> <th>-b-</th> </tr> </thead> <tbody> <tr><td>1</td><td>1</td><td>3.05</td><td>1.32</td></tr> <tr><td>2</td><td>1</td><td>3.03</td><td>1.31</td></tr> <tr><td>3</td><td>1</td><td>3.01</td><td>1.30</td></tr> <tr><td>4</td><td>1</td><td>2.99</td><td>1.29</td></tr> <tr><td>5</td><td>1</td><td>2.97</td><td>1.28</td></tr> <tr><td>6</td><td>1</td><td>2.95</td><td>1.27</td></tr> <tr><td>7</td><td>1</td><td>2.93</td><td>1.26</td></tr> <tr><td>8</td><td>1</td><td>2.91</td><td>1.25</td></tr> <tr><td>9</td><td>1</td><td>2.89</td><td>1.24</td></tr> <tr><td>10</td><td>2</td><td>2.87</td><td>1.23</td></tr> <tr><td>11</td><td>1</td><td>2.85</td><td>1.22</td></tr> <tr><td>12</td><td>1</td><td>2.83</td><td>1.21</td></tr> <tr><td>13</td><td>1</td><td>2.81</td><td>1.20</td></tr> <tr><td>14</td><td>1</td><td>2.79</td><td>1.19</td></tr> <tr><td>15</td><td>1</td><td>2.77</td><td>1.18</td></tr> <tr><td>16</td><td>1</td><td>2.75</td><td>1.17</td></tr> <tr><td>17</td><td>1</td><td>2.73</td><td>1.16</td></tr> <tr><td>18</td><td>1</td><td>2.71</td><td>1.15</td></tr> <tr><td>19</td><td>1</td><td>2.69</td><td>1.14</td></tr> <tr><td>20</td><td>1</td><td>2.67</td><td>1.13</td></tr> <tr><td>21</td><td>1</td><td>2.65</td><td>1.12</td></tr> <tr><td>22</td><td>1</td><td>2.63</td><td>1.11</td></tr> <tr><td>23</td><td>1</td><td>2.61</td><td>1.10</td></tr> <tr><td>24</td><td>1</td><td>2.59</td><td>1.09</td></tr> <tr><td>25</td><td>1</td><td>2.57</td><td>1.08</td></tr> <tr><td>26</td><td>1</td><td>2.55</td><td>1.07</td></tr> <tr><td>27</td><td>1</td><td>2.53</td><td>1.06</td></tr> <tr><td>28</td><td>1</td><td>2.51</td><td>1.05</td></tr> <tr><td>29</td><td>2</td><td>2.49</td><td>1.04</td></tr> <tr><td>30</td><td>1</td><td>2.47</td><td>1.03</td></tr> <tr><td>31</td><td>1</td><td>2.45</td><td>1.02</td></tr> <tr><td>32</td><td>1</td><td>2.43</td><td>1.01</td></tr> <tr><td>33</td><td>1</td><td>2.41</td><td>1.00</td></tr> <tr><td>34</td><td>1</td><td>2.39</td><td>0.99</td></tr> <tr><td>35</td><td>1</td><td>2.37</td><td>0.98</td></tr> <tr><td>36</td><td>1</td><td>2.35</td><td>0.97</td></tr> <tr><td>37</td><td>1</td><td>2.33</td><td>0.96</td></tr> <tr><td>38</td><td>1</td><td>2.31</td><td>0.95</td></tr> <tr><td>39</td><td>1</td><td>2.29</td><td>0.94</td></tr> </tbody> </table>	Pos.	No.	Length	-b-	1	1	3.05	1.32	2	1	3.03	1.31	3	1	3.01	1.30	4	1	2.99	1.29	5	1	2.97	1.28	6	1	2.95	1.27	7	1	2.93	1.26	8	1	2.91	1.25	9	1	2.89	1.24	10	2	2.87	1.23	11	1	2.85	1.22	12	1	2.83	1.21	13	1	2.81	1.20	14	1	2.79	1.19	15	1	2.77	1.18	16	1	2.75	1.17	17	1	2.73	1.16	18	1	2.71	1.15	19	1	2.69	1.14	20	1	2.67	1.13	21	1	2.65	1.12	22	1	2.63	1.11	23	1	2.61	1.10	24	1	2.59	1.09	25	1	2.57	1.08	26	1	2.55	1.07	27	1	2.53	1.06	28	1	2.51	1.05	29	2	2.49	1.04	30	1	2.47	1.03	31	1	2.45	1.02	32	1	2.43	1.01	33	1	2.41	1.00	34	1	2.39	0.99	35	1	2.37	0.98	36	1	2.35	0.97	37	1	2.33	0.96	38	1	2.31	0.95	39	1	2.29	0.94	109.47	43.241
Pos.	No.	Length	-b-																																																																																																																																																																					
1	1	3.05	1.32																																																																																																																																																																					
2	1	3.03	1.31																																																																																																																																																																					
3	1	3.01	1.30																																																																																																																																																																					
4	1	2.99	1.29																																																																																																																																																																					
5	1	2.97	1.28																																																																																																																																																																					
6	1	2.95	1.27																																																																																																																																																																					
7	1	2.93	1.26																																																																																																																																																																					
8	1	2.91	1.25																																																																																																																																																																					
9	1	2.89	1.24																																																																																																																																																																					
10	2	2.87	1.23																																																																																																																																																																					
11	1	2.85	1.22																																																																																																																																																																					
12	1	2.83	1.21																																																																																																																																																																					
13	1	2.81	1.20																																																																																																																																																																					
14	1	2.79	1.19																																																																																																																																																																					
15	1	2.77	1.18																																																																																																																																																																					
16	1	2.75	1.17																																																																																																																																																																					
17	1	2.73	1.16																																																																																																																																																																					
18	1	2.71	1.15																																																																																																																																																																					
19	1	2.69	1.14																																																																																																																																																																					
20	1	2.67	1.13																																																																																																																																																																					
21	1	2.65	1.12																																																																																																																																																																					
22	1	2.63	1.11																																																																																																																																																																					
23	1	2.61	1.10																																																																																																																																																																					
24	1	2.59	1.09																																																																																																																																																																					
25	1	2.57	1.08																																																																																																																																																																					
26	1	2.55	1.07																																																																																																																																																																					
27	1	2.53	1.06																																																																																																																																																																					
28	1	2.51	1.05																																																																																																																																																																					
29	2	2.49	1.04																																																																																																																																																																					
30	1	2.47	1.03																																																																																																																																																																					
31	1	2.45	1.02																																																																																																																																																																					
32	1	2.43	1.01																																																																																																																																																																					
33	1	2.41	1.00																																																																																																																																																																					
34	1	2.39	0.99																																																																																																																																																																					
35	1	2.37	0.98																																																																																																																																																																					
36	1	2.35	0.97																																																																																																																																																																					
37	1	2.33	0.96																																																																																																																																																																					
38	1	2.31	0.95																																																																																																																																																																					
39	1	2.29	0.94																																																																																																																																																																					
5	12	8	5.93	4	A1		71.16	28.108																																																																																																																																																																
6	2	8	3.70	4	A1		7.40	2.923																																																																																																																																																																

Project: 2013 REKONSTRUKCIJA ULICE DR. FRANJE TUĐMANA U ZADRU - 3. DIONICA

/ 24

B E N D I N G S C H E D U L E Steelgrade: 500S								
Pos.	No.	d	Length	dbr. ds	Type	shape code	Tot.L	Weight kg
7	4	8	1.55	4	A1		6.20	2.449
8	14	8	0.94	4	A3		13.16	5.198
9	3	10	1.41	4	D2		4.23	2.610

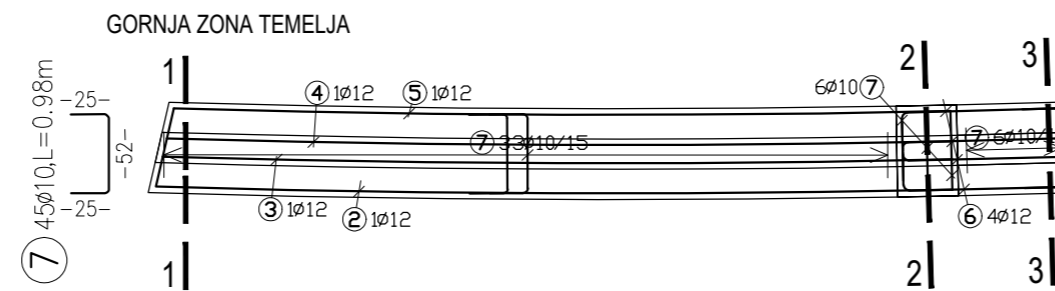
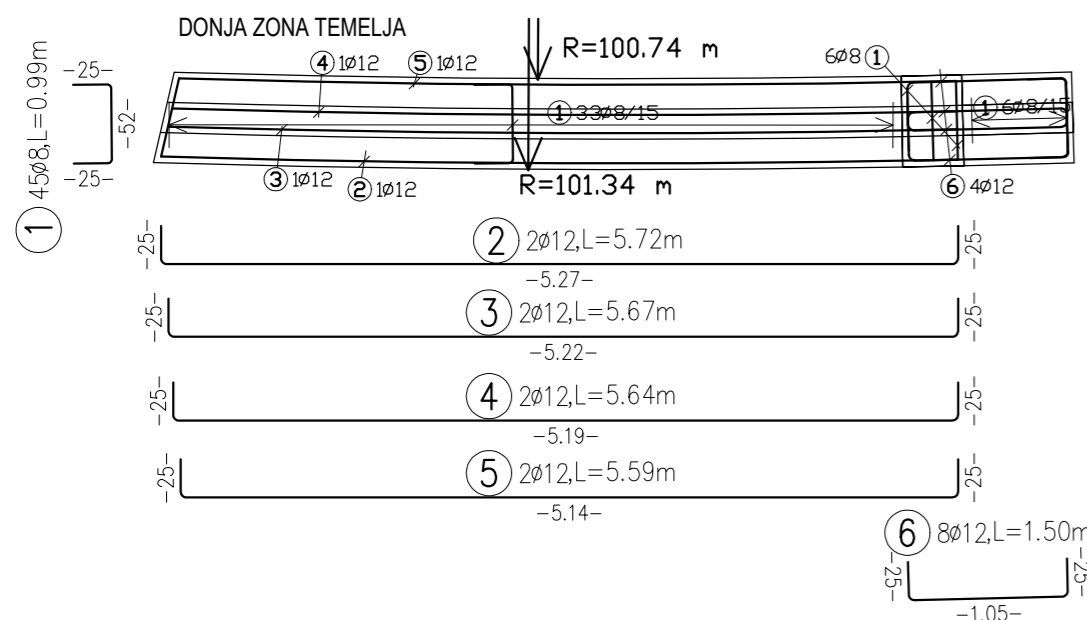
Total weight (kg) 186.068

REKONSTRUKCIJA ULICE DR. FRANJE TUĐMANA U ZADRU - 3. DIONICA (od stac. 0+781,18 do stac. 1+244,65)

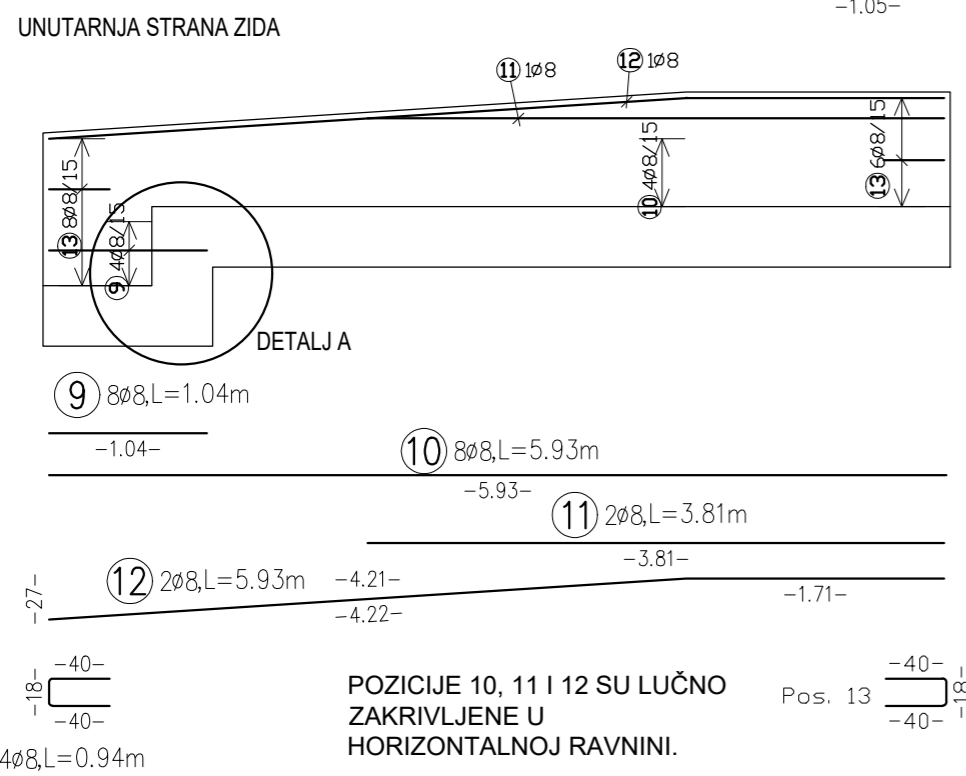
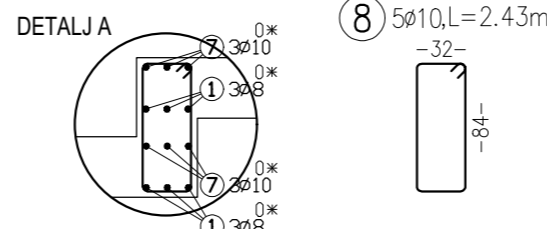
ARMATURA POTPORNOG ZIDA 25 1:50

c=4 cm

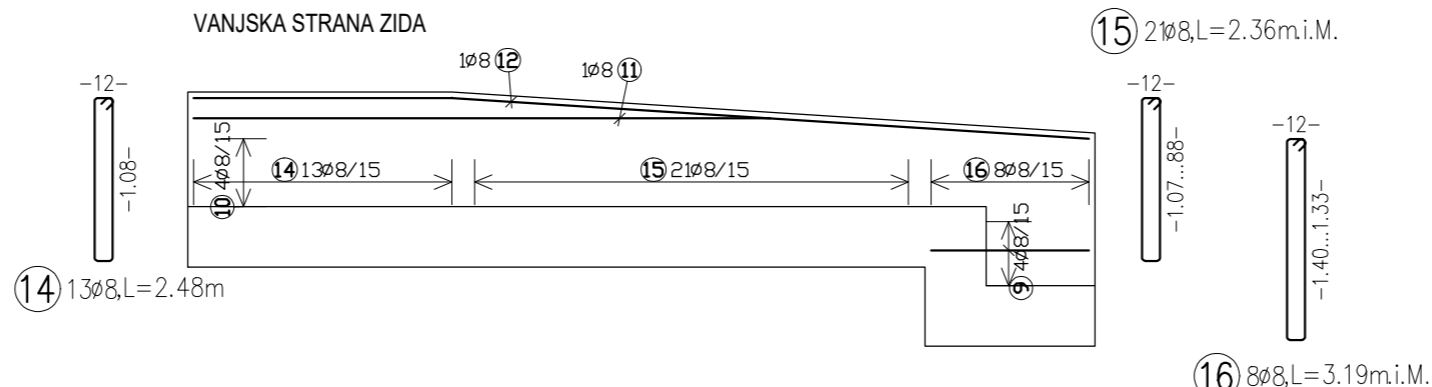
B500B, C35/45



KUKE SE POSTAVLJAJU VERTIKALNO.
POZICIJE 2, 3, 4 I 5 SU LUČNO ZAKRIVLJENE U HORIZONTALNOJ RAVNINI.



POZICIJE 10, 11 I 12 SU LUČNO ZAKRIVLJENE U HORIZONTALNOJ RAVNINI.



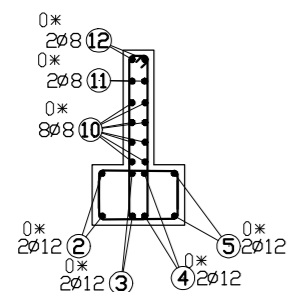
Pos.	-B-[m]	-L-[m]	Pos.	-B-[m]	-L-[m]
1x15.1	1.07	2.55	1x16.1	1.40	3.21
1x15.2	1.06	2.53	1x16.2	1.39	3.19
1x15.3	1.05	2.51	1x16.3	1.38	3.17
1x15.4	1.04	2.49	1x16.4	1.37	3.15
1x15.5	1.03	2.47	1x16.5	1.36	3.13
1x15.6	1.02	2.45	1x16.6	1.35	3.11
1x15.7	1.01	2.43	1x16.7	1.34	3.09
1x15.8	1.00	2.41	1x16.8	1.33	3.07
1x15.9	0.99	2.39			
2x15.10	0.98	2.37			
1x15.11	0.97	2.35			
1x15.12	0.96	2.33			
1x15.13	0.95	2.31			
1x15.14	0.94	2.29			
1x15.15	0.93	2.27			
1x15.16	0.92	2.25			
1x15.17	0.91	2.23			
1x15.18	0.90	2.21			
1x15.19	0.89	2.19			
1x15.20	0.88	2.17			

BAR SCHEDULE Steelgrade: 500S					
Pos.	No.	d	Length	D8	D10
1	45	8	0.99	44.55	
2	2	12	5.72		11.44
3	2	12	5.67		11.34
4	2	12	5.64		11.28
5	2	12	5.59		11.18
6	8	12	1.50		12.00
7	45	10	0.98		44.10
8	5	10	2.43		12.15
9	8	8	1.04	8.32	
10	8	8	5.93	47.44	
11	2	8	3.81	7.62	
12	2	8	5.93	11.86	
13	14	8	0.94	13.16	
14	13	8	2.48	32.24	
15	21	8	2.36*	49.56	
16	8	8	3.14*	25.12	

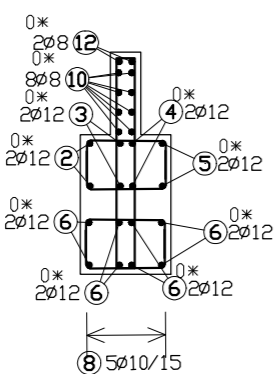
Total lengths	239.87	56.25	57.24
kg / m	D8 0.395	D10 0.617	D12 0.888
kg / d	94.749	34.706	50.829

Total weight (kg) 180.284

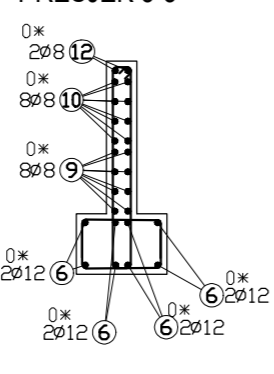
PRESJEK 1-1



PRESJEK 2-2



PRESJEK 3-3



POTREBNO JE IZVESTI BARBAKANE PROMJERA Ø120.00mm. IZVODE SE NA 20.0cm IZNAD KOTE PROJEKTIRANOG GOTOVO UREĐENOG TERENA. BARBAKANE U KONTRAFORAMA SE IZVODE 5cm OD RUBA ZIDA.

POTPORNI ZID IZVODI SE NA NASIPU.

D&Z		D&Z d.o.o. PROJECTING - CONSULTING - ENGINEERING Jerolima Vidulića 7, Zadar, tel:023/22 08 60 E - mail: info@d-and-z.hr	
PROJEKTANT	ANTE UGLEŠIĆ dipl.ing.grad. <i>Ante Uglešić</i>	INVESTITOR	GRAD ZADAR Narodni trg 1, 23000 Zadar
PROJEKTANT SURADNIK	NIKOLINA UGLEŠIĆ mag.ing.aedif. <i>Nikolina Uglešić</i>	GRAĐEVINA	REKONSTRUKCIJA ULICE DR. FRANJE TUĐMANA U ZADRU - 3. DIONICA
SURADNIK		SASTAV CRTEŽA	ARMATURA POTPORNOG ZIDA 25
		FAZA	izvedbeni
		ZAJEDNIČKA OZNAKA	I.O. 11704-3
		MJERILO	1:50
		TEHNIČKI DNEVNIK	2013
		DATUM	lipanj 2020.
		BROJ NACRTA	25

Project: 2013 REKONSTRUKCIJA ULICE DR. FRANJE TUĐMANA U ZADRU - 3. DIONICA

/ 25

Project data

Title : REKONSTRUKCIJA ULICE DR. FRANJE TUĐMANA U ZADRU - 3. DIONICA

Content : POTPORNI ZID 25

Plan No. : 25

All total length of bar profiles axial length

B A R S C H E D U L E Steelgrade: 500S

Pos.	No.	d	Length	D8	D10	D12
1	45	8	0.99	44.55		
2	2	12	5.72			11.44
3	2	12	5.67			11.34
4	2	12	5.64			11.28
5	2	12	5.59			11.18
6	8	12	1.50			12.00
7	45	10	0.98		44.10	
8	5	10	2.43		12.15	
9	8	8	1.04	8.32		
10	8	8	5.93	47.44		
11	2	8	3.81	7.62		
12	2	8	5.93	11.86		
13	14	8	0.94	13.16		
14	13	8	2.48	32.24		
15	21	8	2.36*	49.56		
16	8	8	3.14*	25.12		

* = in average

Total lengths	239.87	56.25	57.24
kg / m	D8 0.395	D10 0.617	D12 0.888
kg / d	94.749	34.706	50.829

Total weight (kg) 180.284

Project: 2013 REKONSTRUKCIJA ULICE DR. FRANJE TUĐMANA U ZADRU - 3. DIONICA

/ 25

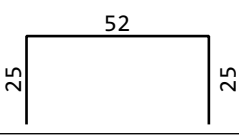
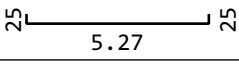
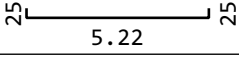
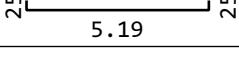
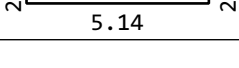
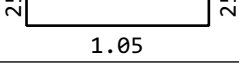
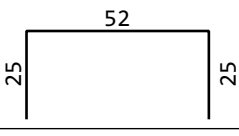

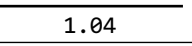
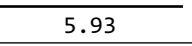
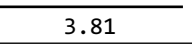
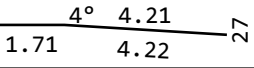
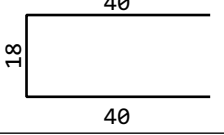


Project data

Title : REKONSTRUKCIJA ULICE DR. FRANJE TUĐMANA U ZADRU - 3. DIONICA

Content : POTPORNI ZID 25

Plan No. : 25

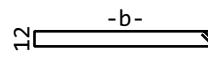
B E N D I N G S C H E D U L E Steelgrade: 500S

Pos.	No.	d	Length	dbr ds	Type	shape code	Tot.L	Weight kg
1	45	8	0.99	4	A1		44.55	17.597
2	2	12	5.72	4	A1		11.44	10.159
3	2	12	5.67	4	A1		11.34	10.070
4	2	12	5.64	4	A1		11.28	10.017
5	2	12	5.59	4	A1		11.18	9.928
6	8	12	1.50	4	A1		12.00	10.656
7	45	10	0.98	4	A1		44.10	27.210
8	5	10	2.43	4	B1	 Hooklength=11.0	12.15	7.497
9	8	8	1.04	4	A1		8.32	3.286
10	8	8	5.93	4	A1		47.44	18.739
11	2	8	3.81	4	A1		7.62	3.010
12	2	8	5.93	4	C1		11.86	4.685
13	14	8	0.94	4	A3		13.16	5.198
14	13	8	2.48	4	B1	 Hooklength=9.0	32.24	12.735
15	21	8	--	4	B1	 Hooklength=9.0	49.56	19.576

SOFISTIK AG - www.sofistik.de

Project: 2013 REKONSTRUKCIJA ULICE DR. FRANJE TUĐMANA U ZADRU - 3. DIONICA

/ 25

B E N D I N G S C H E D U L E Steelgrade: 500S									
Pos.	No.	d	Length	dbr. ds	Type	shape code	Tot.L	Weight kg	
15						Pos.No.Length -b- 1 1 2.55 1.07 2 1 2.53 1.06 3 1 2.51 1.05 4 1 2.49 1.04 5 1 2.47 1.03 6 1 2.45 1.02 7 1 2.43 1.01 8 1 2.41 1.00 9 1 2.39 0.99 10 2 2.37 0.98 11 1 2.35 0.97 12 1 2.33 0.96 13 1 2.31 0.95 14 1 2.29 0.94 15 1 2.27 0.93 16 1 2.25 0.92 17 1 2.23 0.91 18 1 2.21 0.90 19 1 2.19 0.89 20 1 2.17 0.88			
16	8	8	--	4	B1	Hooklength=9.0  Pos.No.Length -b- 1 1 3.21 1.40 2 1 3.19 1.39 3 1 3.17 1.38 4 1 3.15 1.37 5 1 3.13 1.36 6 1 3.11 1.35 7 1 3.09 1.34 8 1 3.07 1.33	25.12	9.922	

Total weight (kg) 180.284

Project: 2013 REKONSTRUKCIJA ULICE DR. FRANJE TUĐMANA U ZADRU – 3. DIONICA

/ 26

Project data

Title : REKONSTRUKCIJA ULICE DR. FRANJE TUĐMANA U ZADRU – 3. DIONICA

Content : POTPORNI ZID 26

Plan No. : 26

All total length of bar profiles axial length

B A R S C H E D U L E Steelgrade: 500S

Pos.	No.	d	Length	D8	D10	D12	D14	D25	D32
1	45	12	4.47			201.15			
2	2	12	3.51			7.02			
3	4	12	2.67			10.68			
4	9	12	4.56			41.04			
5	17	10	4.48		76.16				
6	3	12	5.02			15.06			
7	2	12	5.06			10.12			
8	32	12	5.49*			175.68			
9	2	12	5.81			11.62			
10	2	12	5.86			11.72			
11	2	12	5.90			11.80			
12	3	12	5.93			17.79			
13	11	10	1.60		17.60				
14	30	10	1.90		57.00				
15	40	10	5.14		205.60				
16	8	10	4.39*		35.12				
17	10	10	1.00*		10.00				
18	4	10	5.12*		20.48				
19	5	10	4.80*		24.00				
20	41	10	5.32		218.12				
21	7	10	4.66*		32.62				
22	1	10	3.60		3.60				
23	4	10	5.30*		21.20				
24	5	10	4.98*		24.90				
25	87	12	3.37			293.19			
26	21	14	4.95				103.95		
27	31	12	4.81*			149.11			
28	3	12	4.99			14.97			
29	12	12	4.95			59.40			
30	16	12	4.81*			76.96			
31	1	14	5.59				5.59		
32	27	14	5.73				154.71		
33	43	12	5.74			246.82			
34	8	12	4.74			37.92			
35	4	12	5.94			23.76			
36	2	12	4.63			9.26			
37	55	14	2.50				137.50		
38	52	14	3.00				156.00		
39	96	12	2.50*			240.00			
40	16	12	4.69			75.04			
41	28	12	3.24*			90.72			
42	20	12	2.02*			40.40			
43	4	12	6.25			25.00			
44	22	12	2.52			55.44			
45	8	25	6.23					49.84	
46	8	25	2.70					21.60	
47	14	10	1.40		19.60				
48	53	8	1.00	53.00					
49	41	32	0.60						24.60

* = in average

Project: 2013 REKONSTRUKCIJA ULICE DR. FRANJE TUĐMANA U ZADRU - 3. DIONICA

/ 26

B A R S C H E D U L E Steelgrade: 500S

Pos.	No.	d	Length	D8	D10	D12	D14	D25	D32
Total lengths				53.00	766.00	1951.67	557.75	71.44	24.60
kg / m				D8 0.395	D10 0.617	D12 0.888	D14 1.208	D25 3.853	D32 6.313
kg / d				20.935	472.622	1733.083	673.762	275.258	155.300

Total weight (kg) 3330.960

Project: 2013 REKONSTRUKCIJA ULICE DR. FRANJE TUĐMANA U ZADRU - 3. DIONICA

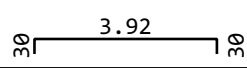

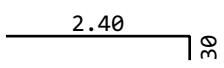
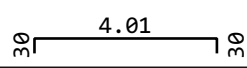
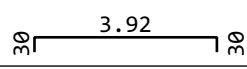

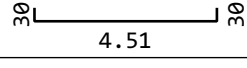
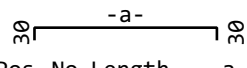
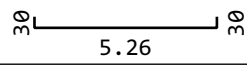
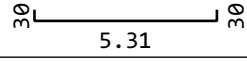
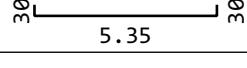
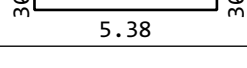

/ 26

Project data

Title : REKONSTRUKCIJA ULICE DR. FRANJE TUĐMANA U ZADRU - 3. DIONICA

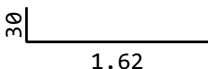
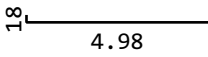
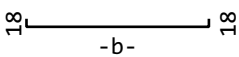
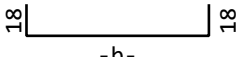
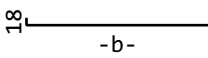
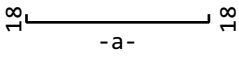
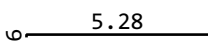
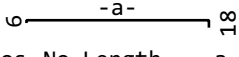
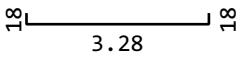
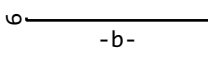
Content : POTPORNI ZID 26

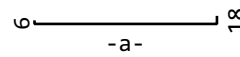
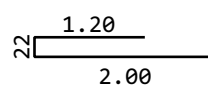
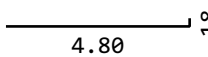
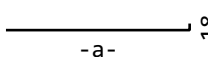
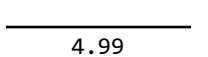
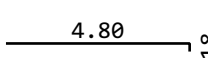
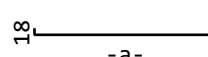
Plan No. : 26

B E N D I N G S C H E D U L E Steelgrade: 500S								
Pos.	No.	d	Length	db ds	Type	shape code	Tot.L	Weight kg
1	45	12	4.47	4	A1		201.15	178.621
2	2	12	3.51	4	A1		7.02	6.234
3	4	12	2.67	4	A1		10.68	9.484
4	9	12	4.56	4	A1		41.04	36.444
5	17	10	4.48	4	A1		76.16	46.991
6	3	12	5.02	4	A1		15.06	13.373
7	2	12	5.06	4	A1		10.12	8.987
8	32	12	--	4	A1	 Pos. No. Length -a- 1 2 5.16 4.56 2 2 5.20 4.60 3 2 5.25 4.65 4 2 5.29 4.69 5 2 5.34 4.74 6 2 5.38 4.78 7 2 5.43 4.83 8 2 5.47 4.87 9 2 5.52 4.92 10 2 5.56 4.96 11 2 5.61 5.01 12 2 5.65 5.05 13 2 5.69 5.09 14 2 5.74 5.14 15 2 5.78 5.18 16 2 5.83 5.23	175.68	156.004
9	2	12	5.81	4	A1		11.62	10.319
10	2	12	5.86	4	A1		11.72	10.407
11	2	12	5.90	4	A1		11.80	10.478
12	3	12	5.93	4	A1		17.79	15.798
13	11	10	1.60	4	A1		17.60	10.859

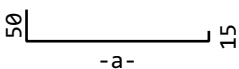
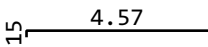
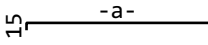
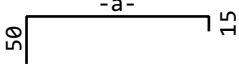
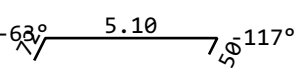
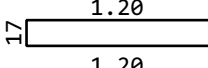
Project: 2013 REKONSTRUKCIJA ULICE DR. FRANJE TUĐMANA U ZADRU - 3. DIONICA


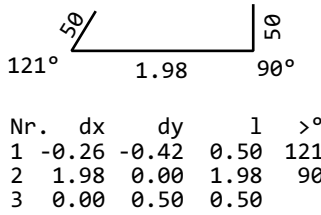
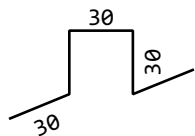
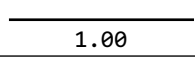
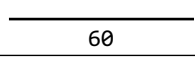
/ 26

B E N D I N G S C H E D U L E Steelgrade: 500S								
Pos.	No.	d	Length	dbr ds	Type	shape code	Tot.L	Weight kg
14	30	10	1.90	4	A1		57.00	35.169
15	40	10	5.14	4	A2		205.60	126.855
16	8	10	--	4	A2	 -b- Pos.No.Length -b- 1 1 5.13 4.77 2 1 4.92 4.56 3 1 4.70 4.34 4 1 4.49 4.13 5 1 4.28 3.92 6 1 4.07 3.71 7 1 3.85 3.49 8 1 3.64 3.28	35.12	21.669
17	10	10	--	4	A2	 -b- Pos.No.Length -b- 1 2 1.42 1.06 2 2 1.21 0.85 3 2 1.00 0.64 4 2 0.79 0.43 5 2 0.58 0.22	10.00	6.170
18	4	10	--	4	A2	 -b- Pos.No.Length -b- 1 1 5.14 4.96 2 1 5.12 4.94 3 1 5.11 4.93 4 1 5.10 4.92	20.48	12.636
19	5	10	--	4	A1	 -a- Pos.No.Length -a- 1 1 4.82 4.46 2 1 4.81 4.45 3 1 4.80 4.44 4 1 4.78 4.42 5 1 4.77 4.41	24.00	14.808
20	41	10	5.32	4	A2		218.12	134.580
21	7	10	--	4	A2	 -a- Pos.No.Length -a- 1 1 5.31 5.07 2 1 5.09 4.85 3 1 4.87 4.63 4 1 4.66 4.42 5 1 4.44 4.20 6 1 4.23 3.99 7 1 4.01 3.77	32.62	20.127
22	1	10	3.60	4	A2		3.60	2.221
23	4	10	--	4	A2		21.20	13.080

B E N D I N G S C H E D U L E Steelgrade: 500S									
Pos.	No.	d	Length	dbr. ds	Type	shape code	Tot.L	Weight kg	
23						Pos.No.Length -b- 1 1 5.32 5.26 2 1 5.30 5.24 3 1 5.29 5.23 4 1 5.28 5.22			
24	5	10	--	4	A1	 Pos.No.Length -a- 1 1 5.00 4.76 2 1 4.99 4.75 3 1 4.98 4.74 4 1 4.96 4.72 5 1 4.95 4.71	24.90	15.363	
25	87	12	3.37	4	A3		293.19	260.353	
26	21	14	4.95	4	A1		103.95	125.572	
27	31	12	--	4	A1	 Pos.No.Length -a- 1 1 6.04 5.86 2 1 5.96 5.78 3 1 5.88 5.70 4 1 5.79 5.61 5 1 5.71 5.53 6 1 5.63 5.45 7 1 5.55 5.37 8 1 5.46 5.28 9 1 5.38 5.20 10 1 5.30 5.12 11 1 5.22 5.04 12 1 5.13 4.95 13 1 5.05 4.87 14 1 4.97 4.79 15 1 4.89 4.71 16 1 4.81 4.63 17 1 4.72 4.54 18 1 4.64 4.46 19 1 4.56 4.38 20 1 4.48 4.30 21 1 4.39 4.21 22 1 4.31 4.13 23 1 4.23 4.05 24 1 4.15 3.97 25 1 4.06 3.88 26 1 3.98 3.80 27 1 3.90 3.72 28 1 3.82 3.64 29 1 3.73 3.55 30 1 3.65 3.47 31 1 3.57 3.39	149.11	132.410	
28	3	12	4.99	4	A1		14.97	13.293	
29	12	12	4.95	4	A1		59.40	52.747	
30	16	12	--	4	A1	 1 1 6.04 5.86	76.96	68.340	

B E N D I N G S C H E D U L E Steelgrade: 500S									
Pos.	No.	d	Length	dbr ds	Type	shape code	Tot.L	Weight kg	
30						Pos.No.Length -a- 2 1 5.87 5.69 3 1 5.71 5.53 4 1 5.54 5.36 5 1 5.38 5.20 6 1 5.22 5.04 7 1 5.05 4.87 8 1 4.89 4.71 9 1 4.72 4.54 10 1 4.56 4.38 11 1 4.40 4.22 12 1 4.23 4.05 13 1 4.07 3.89 14 1 3.90 3.72 15 1 3.74 3.56 16 1 3.57 3.39			
31	1	14	5.59	4	C1		5.59	6.753	
32	27	14	5.73	4	A1		154.71	186.890	
33	43	12	5.74	4	A1		246.82	219.176	
34	8	12	4.74	4	A1		37.92	33.673	
35	4	12	5.94	4	C1		23.76	21.099	
36	2	12	4.63	4	C1		9.26	8.223	
37	55	14	2.50	4	X1	<p>Nr. dx dy l >° 1 -0.24 -1.25 1.27 101 2 1.27 0.00 1.27</p>	137.50	166.100	
38	52	14	3.00	4	X1	<p>Nr. dx dy l >° 1 1.32 0.00 1.32 -80 2 0.04 -0.22 0.22 -100 3 -0.22 0.00 0.22 -79 4 -0.25 1.30 1.32</p>	156.00	188.448	

B E N D I N G S C H E D U L E Steelgrade: 500S								
Pos.	No.	d	Length	dbr ds	Type	shape code	Tot.L	Weight kg
39	96	12	--	4	A1	 -a- Pos. No. Length -a- 1 4 3.63 2.98 2 4 3.53 2.88 3 4 3.43 2.78 4 4 3.34 2.69 5 4 3.24 2.59 6 4 3.14 2.49 7 4 3.04 2.39 8 4 2.94 2.29 9 4 2.84 2.19 10 4 2.75 2.10 11 4 2.65 2.00 12 4 2.55 1.90 13 4 2.45 1.80 14 4 2.35 1.70 15 4 2.25 1.60 16 4 2.16 1.51 17 4 2.06 1.41 18 4 1.96 1.31 19 4 1.86 1.21 20 4 1.76 1.11 21 4 1.66 1.01 22 4 1.57 0.92 23 4 1.47 0.82 24 4 1.37 0.72	240.00	213.120
40	16	12	4.69	4	A1	 15 4.57	75.04	66.636
41	28	12	--	4	A1	 -a- Pos. No. Length -a- 1 4 4.42 4.27 2 4 4.02 3.87 3 4 3.63 3.48 4 4 3.24 3.09 5 4 2.85 2.70 6 4 2.46 2.31 7 4 2.06 1.91	90.72	80.559
42	20	12	--	4	A2	 -a- Pos. No. Length -a- 1 4 2.62 1.97 2 4 2.32 1.67 3 4 2.02 1.37 4 4 1.72 1.07 5 4 1.42 0.77	40.40	35.875
43	4	12	6.25	4	X1	 -63° 5.10 0.72 117° 50 0.50 Nr. dx dy l >° 1 0.32 0.64 0.72 -63 2 5.10 0.00 5.10 -117 3 -0.22 -0.45 0.50	25.00	22.200
44	22	12	2.52	4	A3	 17 1.20 1.20	55.44	49.231

B E N D I N G S C H E D U L E Steelgrade: 500S																												
Pos.	No.	d	Length	dbr. ds	Type	shape code	Tot.L	Weight kg																				
45	8	25	6.23	7	X1	 <table border="1" data-bbox="555 470 877 571"> <tr> <th>Nr.</th> <th>dx</th> <th>dy</th> <th>l</th> <th>>°</th> </tr> <tr> <td>1</td> <td>-0.26</td> <td>-0.43</td> <td>0.50</td> <td>122</td> </tr> <tr> <td>2</td> <td>5.77</td> <td>0.00</td> <td>5.77</td> <td>148</td> </tr> <tr> <td>3</td> <td>-0.62</td> <td>0.38</td> <td>0.73</td> <td></td> </tr> </table>	Nr.	dx	dy	l	>°	1	-0.26	-0.43	0.50	122	2	5.77	0.00	5.77	148	3	-0.62	0.38	0.73		49.84	192.034
Nr.	dx	dy	l	>°																								
1	-0.26	-0.43	0.50	122																								
2	5.77	0.00	5.77	148																								
3	-0.62	0.38	0.73																									
46	8	25	2.70	7	X1	 <table border="1" data-bbox="555 728 877 840"> <tr> <th>Nr.</th> <th>dx</th> <th>dy</th> <th>l</th> <th>>°</th> </tr> <tr> <td>1</td> <td>-0.26</td> <td>-0.42</td> <td>0.50</td> <td>121</td> </tr> <tr> <td>2</td> <td>1.98</td> <td>0.00</td> <td>1.98</td> <td>90</td> </tr> <tr> <td>3</td> <td>0.00</td> <td>0.50</td> <td>0.50</td> <td></td> </tr> </table>	Nr.	dx	dy	l	>°	1	-0.26	-0.42	0.50	121	2	1.98	0.00	1.98	90	3	0.00	0.50	0.50		21.60	83.225
Nr.	dx	dy	l	>°																								
1	-0.26	-0.42	0.50	121																								
2	1.98	0.00	1.98	90																								
3	0.00	0.50	0.50																									
47	14	10	1.40	4	D2	 <table border="1" data-bbox="555 896 750 1030"> <tr> <th>Nr.</th> <th>dx</th> <th>dy</th> <th>l</th> <th>>°</th> </tr> <tr> <td>1</td> <td>30</td> <td>0</td> <td>30</td> <td></td> </tr> <tr> <td>2</td> <td>0</td> <td>30</td> <td>30</td> <td>90</td> </tr> <tr> <td>3</td> <td>30</td> <td>0</td> <td>30</td> <td></td> </tr> </table>	Nr.	dx	dy	l	>°	1	30	0	30		2	0	30	30	90	3	30	0	30		19.60	12.093
Nr.	dx	dy	l	>°																								
1	30	0	30																									
2	0	30	30	90																								
3	30	0	30																									
48	53	8	1.00	4	A1		53.00	20.935																				
49	41	32	0.60	7	A1		24.60	155.300																				

Total weight (kg) 3330.960

REKONSTRUKCIJA ULICE DR. FRANJE TUĐMANA U ZADRU - 3. DIONICA (od stac. 0+781,18 do stac. 1+244,65)

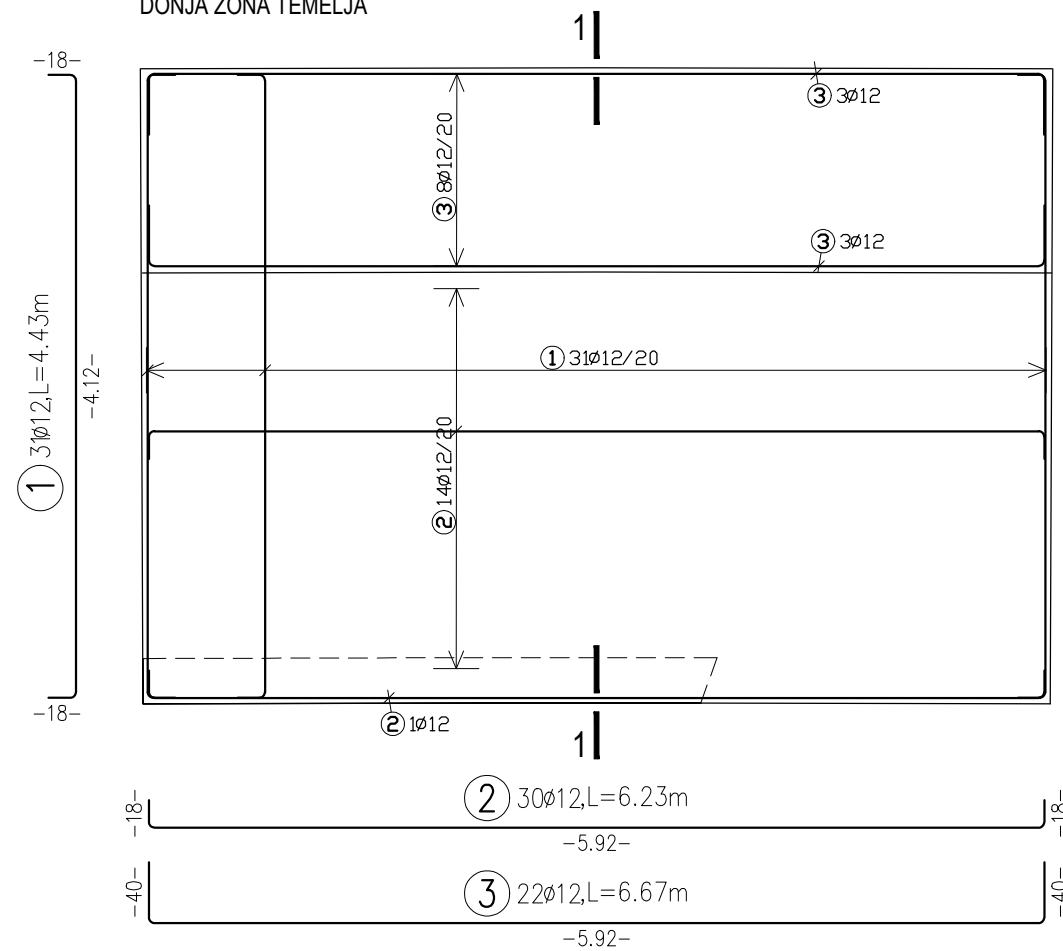
ARMATURA POTPORNOG ZIDA 27

1:50

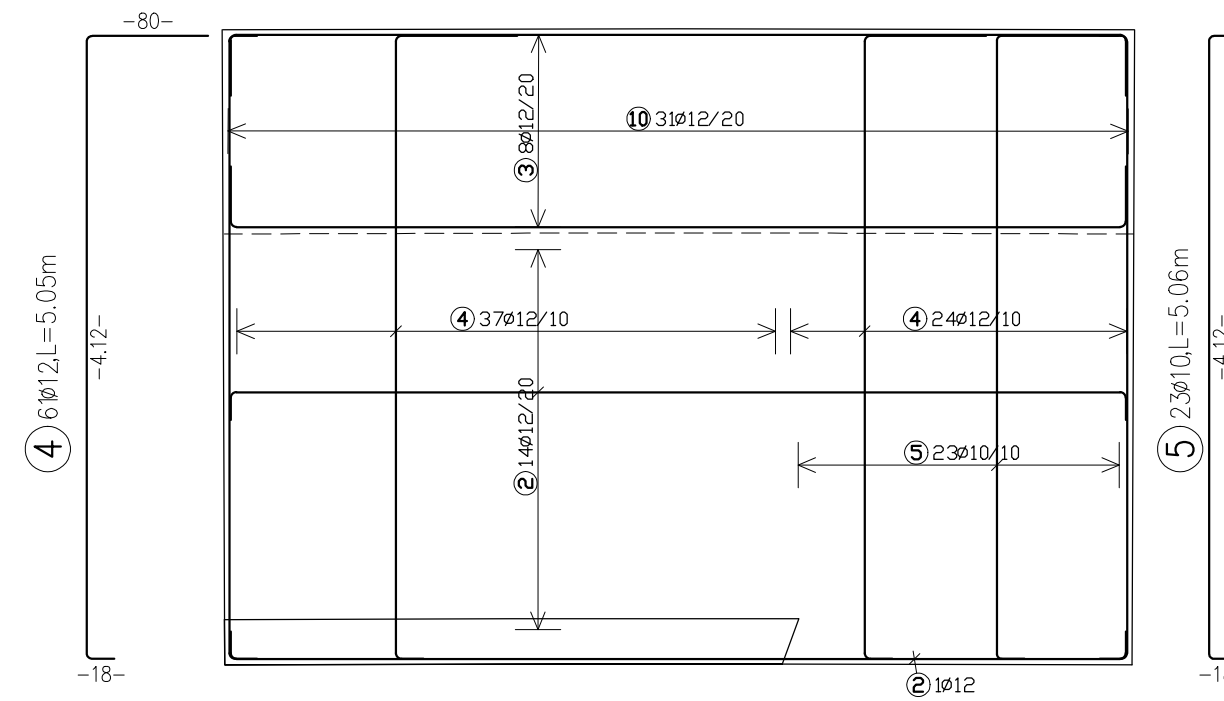
c=4 cm

B500B, C35/45

DONJA ZONA TEMELJA



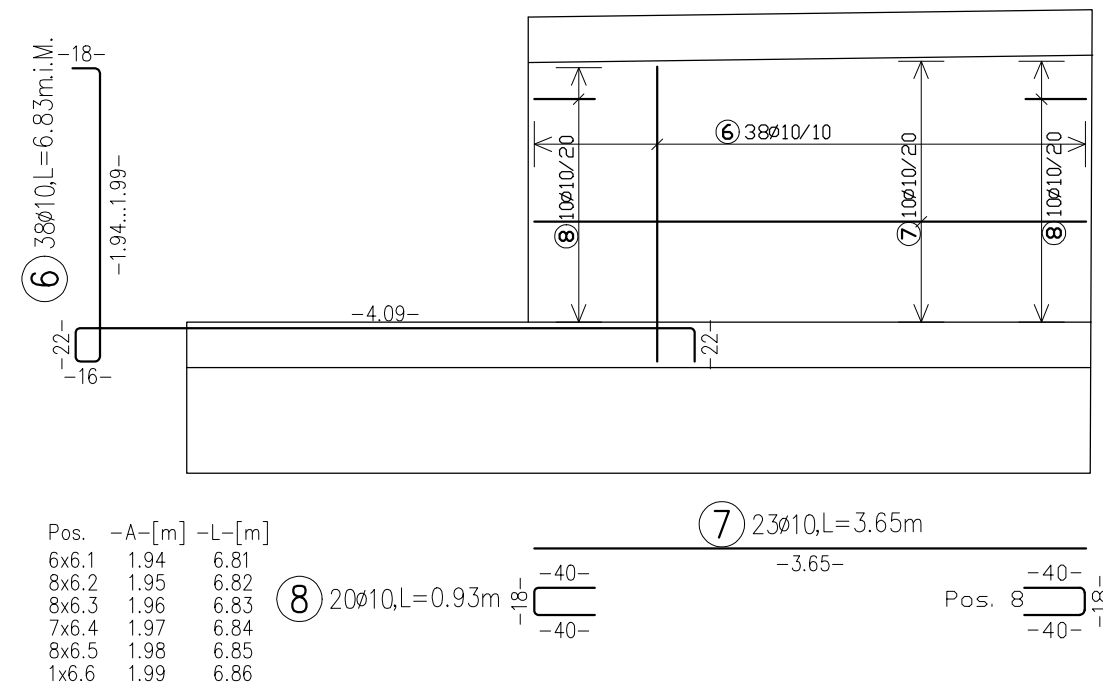
GORNJA ZONA TEMELJA I ANKERI



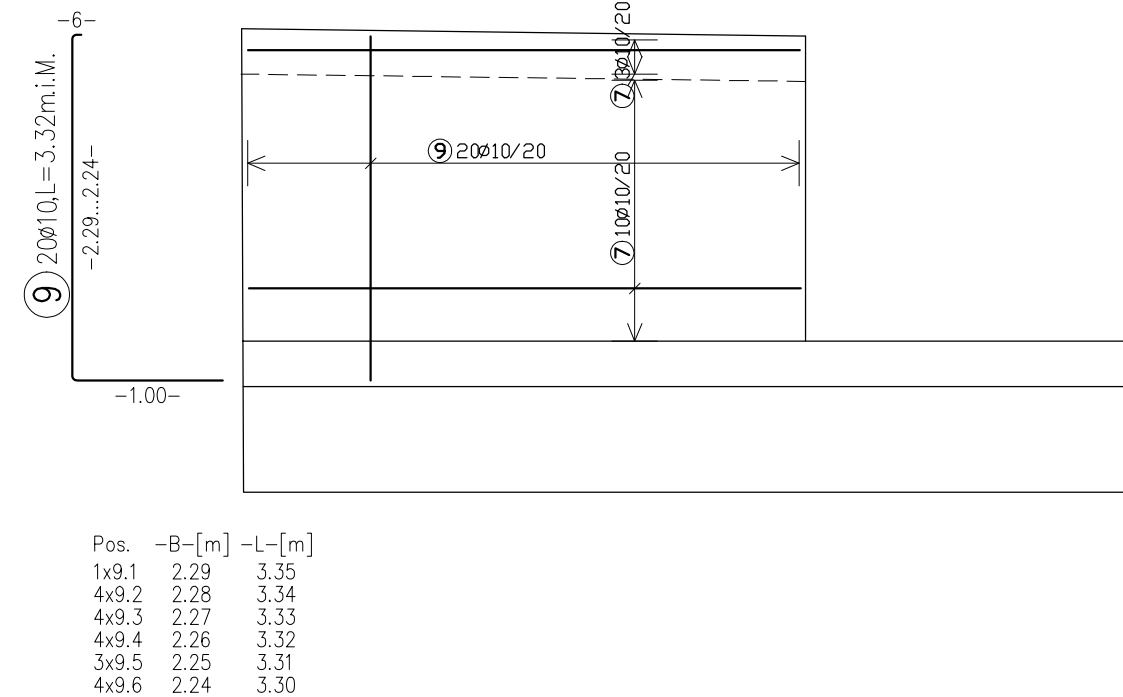
KUKE SE POSTAVLJAJU VERTIKALNO.

BAR Pos.	SCHEDULE No.	d	Length	Steelgrade: 500S D8	D10	D12
1	31	12	4.43			137.33
2	30	12	6.23			186.90
3	22	12	6.67			146.74
4	61	12	5.05			308.05
5	23	10	5.06		116.38	
6	38	10	6.83*		259.54	
7	23	10	3.65		83.95	
8	20	10	0.93		18.60	
9	20	10	3.32*		66.40	
10	31	12	3.41			105.71
11	8	8	1.00	8.00		
12	17	10	1.21		20.57	
* = in average						
Total lengths				8.00	565.44	884.73
kg / m				D8 0.395	D10 0.617	D12 0.888
kg / d				3.160	348.876	785.640
Total weight (kg)				1137.676		

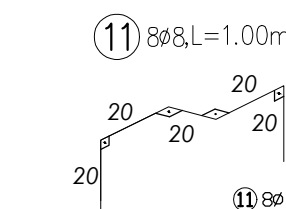
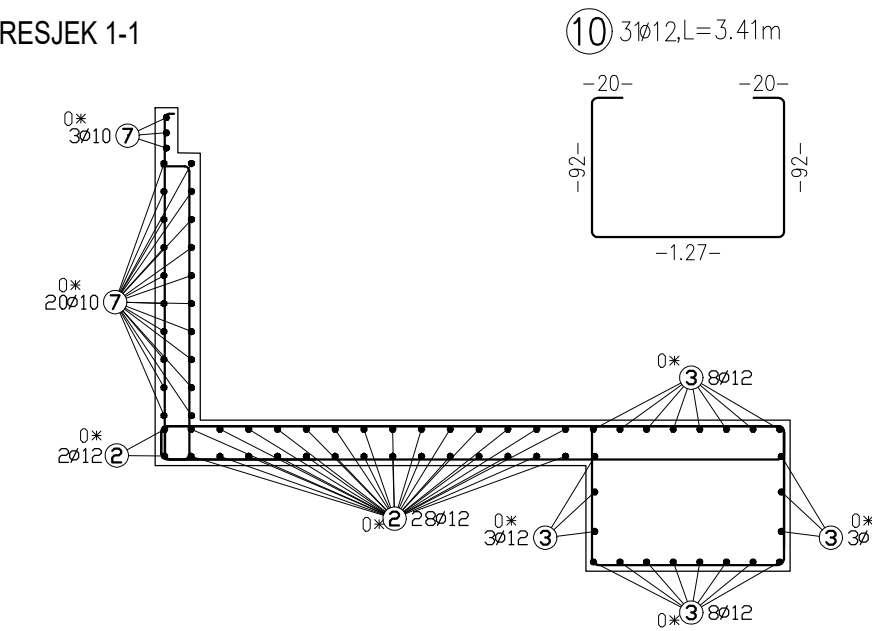
UNUTARNJA STRANA ZIDA



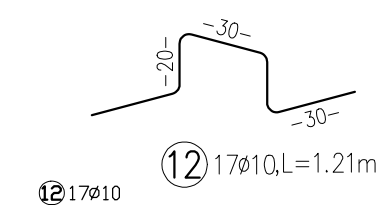
VANJSKA STRANA ZIDA



PRESJEK 1-1



POSTAVITI DISTANCERE U ZIDOVE 1 KOM/1m²



NOSAČI GORNJE ARMATURE ZA PLOČU d=30 cm 1,5 KOM/1m²

POTREBNO JE IZVESTI BARBAKANE PROMJERA Ø120.00mm. IZVODE SE NA 20.0cm IZNAD KOTE PROJEKTIRANOG GOTOVO UREĐENOG TERENA. BARBAKANE U KONTRAFORAMA SE IZVODE 5cm OD RUBA ZIDA.

POTPORNI ZID IZVODI SE NA STIJENI.

	D&Z d.o.o. PROJECTING - CONSULTING - ENGINEERING Jerolima Vidulića 7, Zadar, tel:023/22 08 60 E - mail: info@d-and-z.hr	INVESTITOR	GRAD ZADAR Narodni trg 1, 23000 Zadar
	PROJEKTANT	ANTE UGLEŠIĆ dipl.ing.građ. <i>Ante Uglješić</i>	GRAĐEVINA
PROJEKTANT SURADNIK	NIKOLINA UGLEŠIĆ mag.ing.aedif. <i>N. Uglješić</i>	SASTAV CRTEŽA	ARMATURA POTPORNOG ZIDA 27
SURADNIK		FAZA	izvedbeni
		MJERILO	1:50
		DATUM	lipanj 2020.
		ZAJEDNIČKA OZNAKA	I.O. 11704-3
		TEHNIČKI DNEVNIK	2013
		BROJ NACRTA	27

Project: 2013 REKONSTRUKCIJA ULICE DR. FRANJE TUĐMANA U ZADRU – 3. DIONICA

/ 27

Project data

Title : REKONSTRUKCIJA ULICE DR. FRANJE TUĐMANA U ZADRU – 3. DIONICA

Content : POTPORNI ZID 27

Plan No. : 27

All total length of bar profiles axial length

B A R S C H E D U L E Steelgrade: 500S

Pos.	No.	d	Length	D8	D10	D12
1	31	12	4.43			137.33
2	30	12	6.23			186.90
3	22	12	6.67			146.74
4	61	12	5.05			308.05
5	23	10	5.06		116.38	
6	38	10	6.83*		259.54	
7	23	10	3.65		83.95	
8	20	10	0.93		18.60	
9	20	10	3.32*		66.40	
10	31	12	3.41			105.71
11	8	8	1.00	8.00		
12	17	10	1.21		20.57	

* = in average

Total lengths		8.00	565.44	884.73
kg / m		D8 0.395	D10 0.617	D12 0.888
kg / d		3.160	348.876	785.640

Total weight (kg)		1137.676		

Project: 2013 REKONSTRUKCIJA ULICE DR. FRANJE TUĐMANA U ZADRU - 3. DIONICA

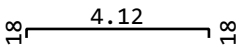
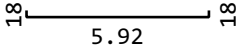
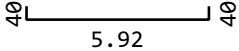


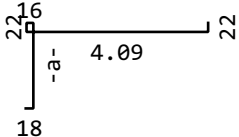
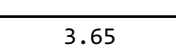
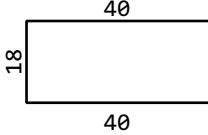
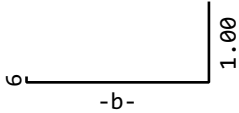
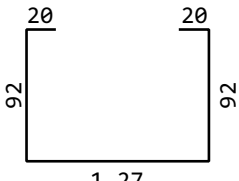
/ 27

Project data

Title : REKONSTRUKCIJA ULICE DR. FRANJE TUĐMANA U ZADRU - 3. DIONICA

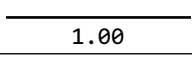
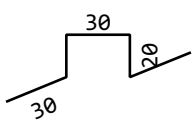
Content : POTPORNI ZID 27

Plan No. : 27

B E N D I N G S C H E D U L E Steelgrade: 500S									
Pos.	No.	d	Length	dbr ds	Type	shape code	Tot.L	Weight kg	
1	31	12	4.43	4	A1		137.33	121.949	
2	30	12	6.23	4	A1		186.90	165.967	
3	22	12	6.67	4	A1		146.74	130.305	
4	61	12	5.05	4	A1		308.05	273.548	
5	23	10	5.06	4	A1		116.38	71.806	
6	38	10	--	4	A4	 Pos.No.Length -a- 1 6 6.81 1.94 2 8 6.82 1.95 3 8 6.83 1.96 4 7 6.84 1.97 5 8 6.85 1.98 6 1 6.86 1.99	259.54	160.136	
7	23	10	3.65	4	A1		83.95	51.797	
8	20	10	0.93	4	A3		18.60	11.476	
9	20	10	--	4	A3	 Pos.No.Length -b- 1 1 3.35 2.29 2 4 3.34 2.28 3 4 3.33 2.27 4 4 3.32 2.26 5 3 3.31 2.25 6 4 3.30 2.24	66.40	40.969	
10	31	12	3.41	4	A3		105.71	93.870	

Project: 2013 REKONSTRUKCIJA ULICE DR. FRANJE TUĐMANA U ZADRU - 3. DIONICA

/ 27

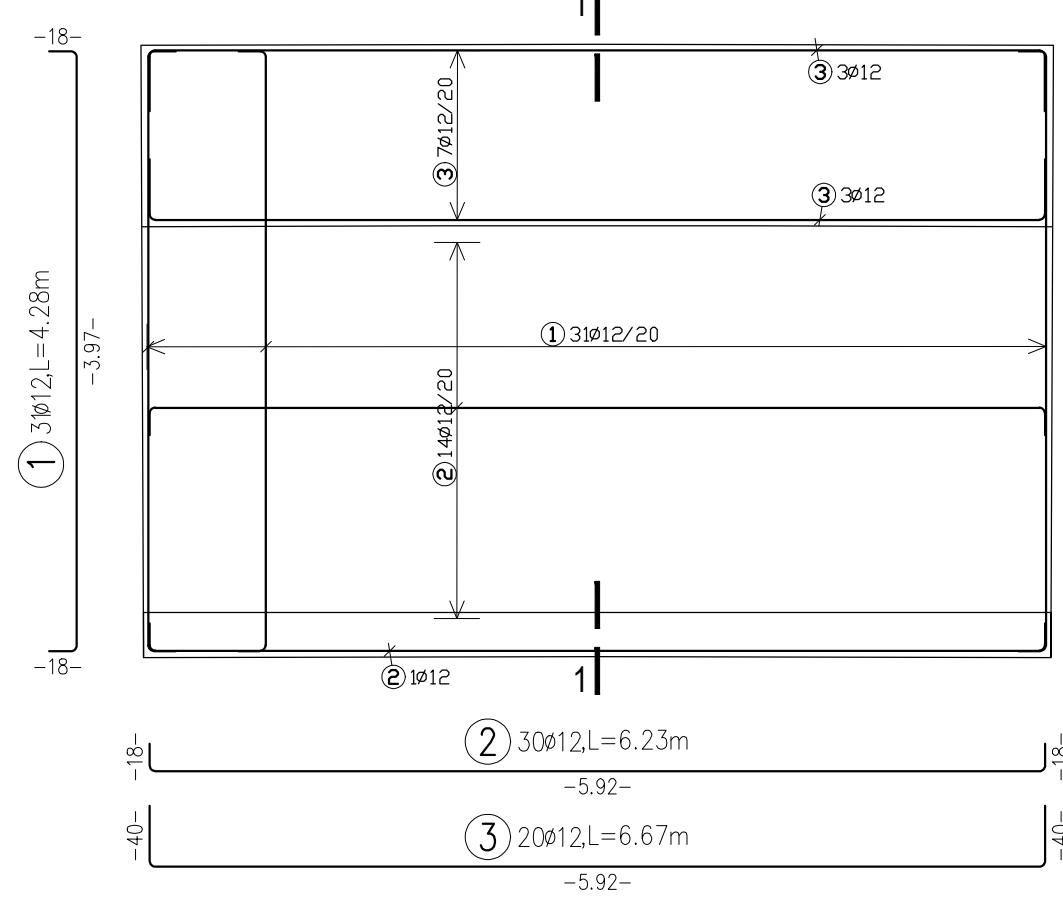
B E N D I N G S C H E D U L E Steelgrade: 500S								
Pos.	No.	d	Length	nbr. ds	Type	shape code	Tot.L	Weight kg
11	8	8	1.00	4	A1		8.00	3.160
12	17	10	1.21	4	D2		20.57	12.692

Total weight (kg) 1137.677

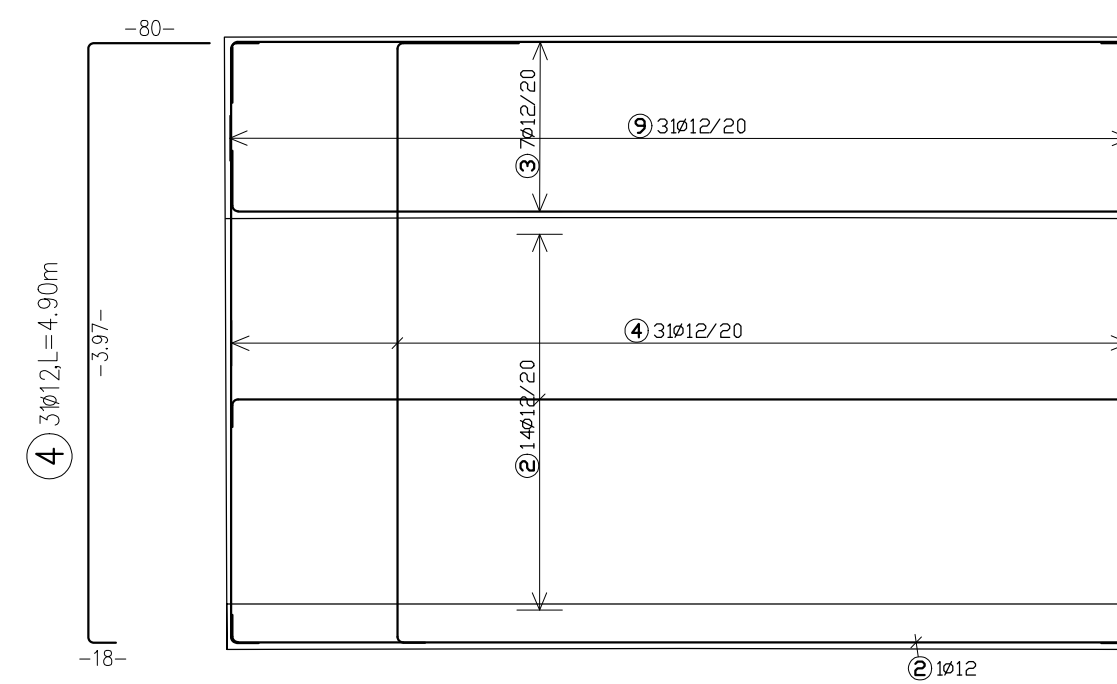
REKONSTRUKCIJA ULICE DR. FRANJE TUĐMANA U ZADRU - 3. DIONICA (od stac. 0+781,18 do stac. 1+244,65)

ARMATURA POTPORNOG ZIDA 28
1:50
c=4 cm
B500B, C35/45

DONJA ZONA TEMELJA



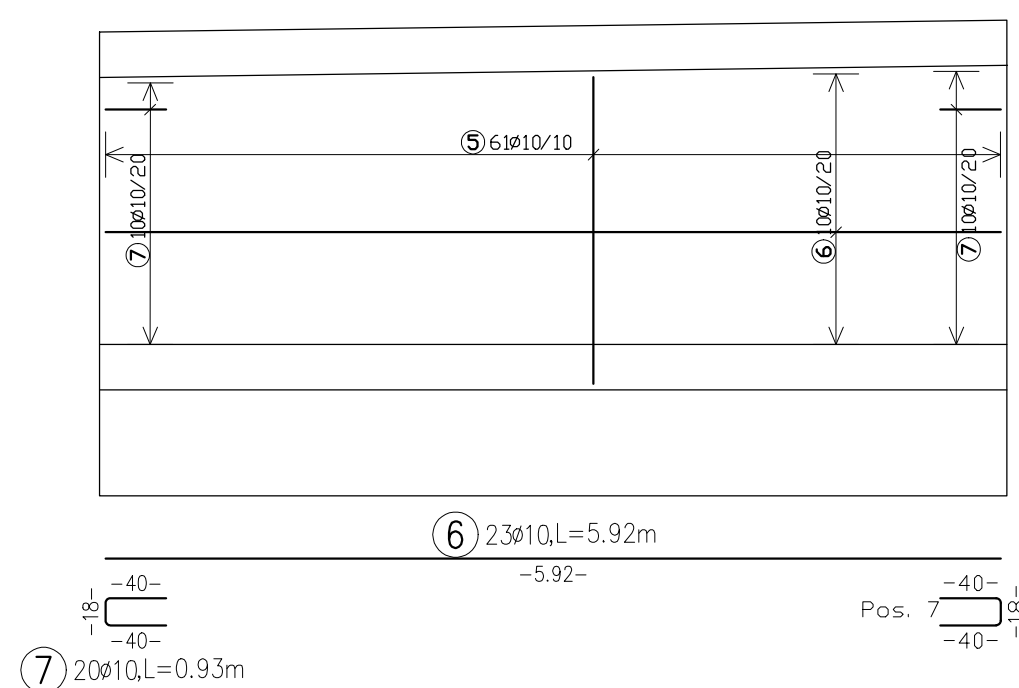
GORNJA ZONA TEMELJA I ANKERI



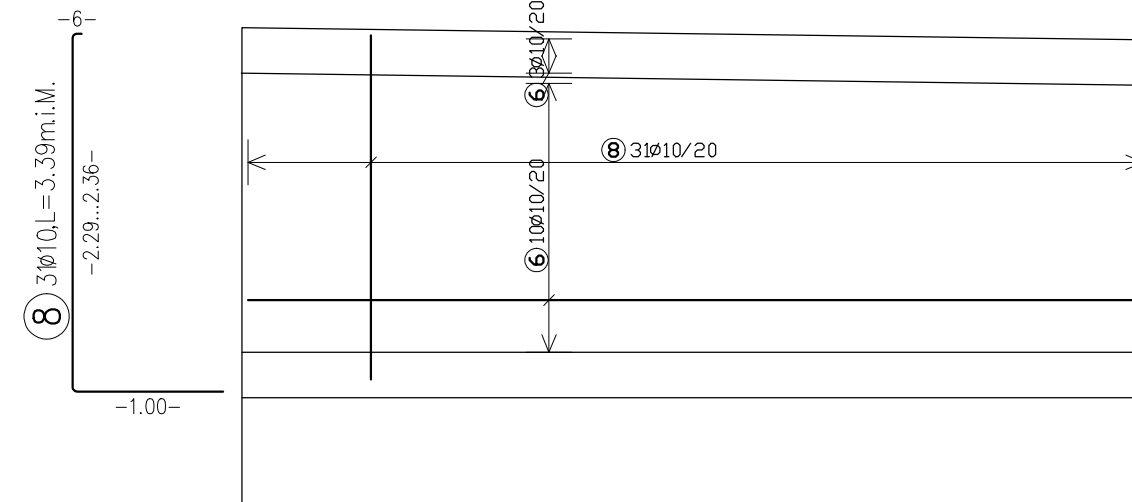
Pos.	No.	d	Length	D8	D10	D12
1	31	12	4.28			132.68
2	30	12	6.23			186.90
3	20	12	6.67			133.40
4	31	12	4.90			151.90
5	61	10	6.75*		411.75	
6	23	10	5.92		136.16	
7	20	10	0.93		18.60	
8	31	10	3.39*		105.09	
9	31	12	3.26			101.06
10	11	8	1.00	11.00		
11	16	10	1.21		19.36	
* = in average						
Total lengths				11.00	690.96	705.94
kg / m				D8 0.395	D10 0.617	D12 0.888
kg / d				4.345	426.322	626.875
Total weight (kg)				1057.542		

KUKE SE POSTAVLJAJU VERTIKALNO.

UNUTARNJA STRANA ZIDA

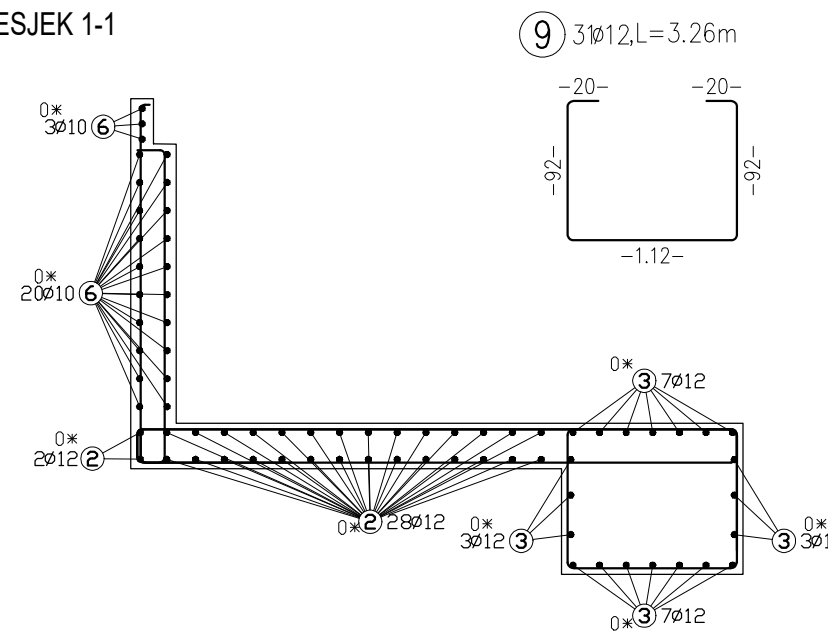


VANJSKA STRANA ZIDA



Pos.	-B-[m]	-L-[m]
3x8.1	2.29	3.35
4x8.2	2.30	3.36
4x8.3	2.31	3.37
4x8.4	2.32	3.38
5x8.5	2.33	3.39
4x8.6	2.34	3.40
4x8.7	2.35	3.41
3x8.8	2.36	3.42

PRESJEK 1-1



10 1Ø8, L=1.00m
POSTAVITI DISTANCERE U ZIDOVE 1 KOM/1m²

11 16Ø10
NOSAČI GORNJE ARMATURE ZA PLOČU d=30 cm 1,5 KOM/1m²

POTREBNO JE IZVESTI BARBAKANE PROMJERA Ø120.00mm. IZVODE SE NA 20.0cm IZNAD KOTE PROJEKTIRANOG GOTOVO UREĐENOG TERENA. BARBAKANE U KONTRAFORAMA SE IZVODE 5cm OD RUBA ZIDA.

POTPORNI ZID IZVODI SE NA STIJENI.

	D&Z d.o.o. PROJECTING - CONSULTING - ENGINEERING Jerolima Vidulića 7, Zadar, tel:023/22 08 60 E - mail: info@d-and-z.hr	INVESTITOR	GRAD ZADAR Narodni trg 1, 23000 Zadar
	PROJEKTANT	ANTE UGLEŠIĆ dipl.ing.građ. <i>Ante Uglešić</i>	GRADEVINA
PROJEKTANT SURADNIK	NIKOLINA UGLEŠIĆ mag.ing.aedif. <i>N. Uglešić</i>	SASTAV CRTEŽA	ARMATURA POTPORNOG ZIDA 28
SURADNIK		FAZA	izvedbeni
		MJERILO	1:50
		DATUM	lipanj 2020.
		ZAJEDNIČKA OZNAKA	I.O. 11704-3
		TEHNIČKI DNEVNIK	2013
		BROJ NACRTA	28

Project: 2013 REKONSTRUKCIJA ULICE DR. FRANJE TUĐMANA U ZADRU - 3. DIONICA

/ 28

Project data

Title : REKONSTRUKCIJA ULICE DR. FRANJE TUĐMANA U ZADRU - 3. DIONICA

Content : POTPORNI ZID 28

Plan No. : 28

All total length of bar profiles axial length

B A R S C H E D U L E Steelgrade: 500S

Pos.	No.	d	Length	D8	D10	D12
1	31	12	4.28			132.68
2	30	12	6.23			186.90
3	20	12	6.67			133.40
4	31	12	4.90			151.90
5	61	10	6.75*		411.75	
6	23	10	5.92		136.16	
7	20	10	0.93		18.60	
8	31	10	3.39*		105.09	
9	31	12	3.26			101.06
10	11	8	1.00	11.00		
11	16	10	1.21		19.36	

* = in average

Total lengths		11.00	690.96	705.94
kg / m		D8 0.395	D10 0.617	D12 0.888
kg / d		4.345	426.322	626.875

Total weight (kg)		1057.542		

Project: 2013 REKONSTRUKCIJA ULICE DR. FRANJE TUĐMANA U ZADRU – 3. DIONICA

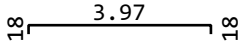
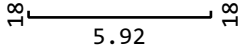
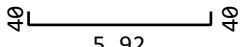
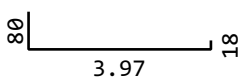
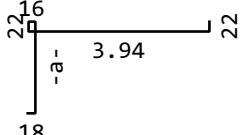
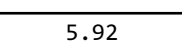
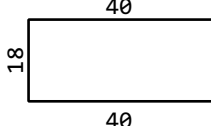
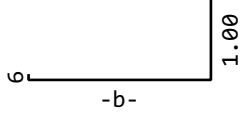
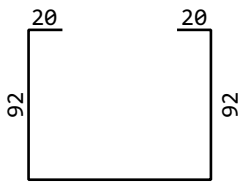
/ 28

Project data

Title : REKONSTRUKCIJA ULICE DR. FRANJE TUĐMANA U ZADRU – 3. DIONICA

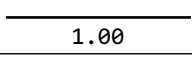
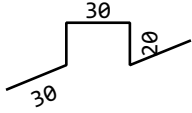
Content : POTPORNI ZID 28

Plan No. : 28

B E N D I N G S C H E D U L E Steelgrade: 500S								Tot.L	Weight kg																										
Pos.	No.	d	Length	dbr ds	Type	shape code																													
1	31	12	4.28	4	A1		132.68	117.820																											
2	30	12	6.23	4	A1		186.90	165.967																											
3	20	12	6.67	4	A1		133.40	118.459																											
4	31	12	4.90	4	A1		151.90	134.887																											
5	61	10	--	4	A4	 <table border="1"> <thead> <tr> <th>Pos. No.</th> <th>Length</th> <th>-a-</th> </tr> </thead> <tbody> <tr><td>1</td><td>5</td><td>6.71</td></tr> <tr><td>2</td><td>8</td><td>6.72</td></tr> <tr><td>3</td><td>9</td><td>6.73</td></tr> <tr><td>4</td><td>8</td><td>6.74</td></tr> <tr><td>5</td><td>9</td><td>6.75</td></tr> <tr><td>6</td><td>9</td><td>6.76</td></tr> <tr><td>7</td><td>8</td><td>6.77</td></tr> <tr><td>8</td><td>5</td><td>6.78</td></tr> </tbody> </table>	Pos. No.	Length	-a-	1	5	6.71	2	8	6.72	3	9	6.73	4	8	6.74	5	9	6.75	6	9	6.76	7	8	6.77	8	5	6.78	411.75	254.050
Pos. No.	Length	-a-																																	
1	5	6.71																																	
2	8	6.72																																	
3	9	6.73																																	
4	8	6.74																																	
5	9	6.75																																	
6	9	6.76																																	
7	8	6.77																																	
8	5	6.78																																	
6	23	10	5.92	4	A1		136.16	84.011																											
7	20	10	0.93	4	A3		18.60	11.476																											
8	31	10	--	4	A3	 <table border="1"> <thead> <tr> <th>Pos. No.</th> <th>Length</th> <th>-b-</th> </tr> </thead> <tbody> <tr><td>1</td><td>3</td><td>3.35</td></tr> <tr><td>2</td><td>4</td><td>3.36</td></tr> <tr><td>3</td><td>4</td><td>3.37</td></tr> <tr><td>4</td><td>4</td><td>3.38</td></tr> <tr><td>5</td><td>5</td><td>3.39</td></tr> <tr><td>6</td><td>4</td><td>3.40</td></tr> <tr><td>7</td><td>4</td><td>3.41</td></tr> <tr><td>8</td><td>3</td><td>3.42</td></tr> </tbody> </table>	Pos. No.	Length	-b-	1	3	3.35	2	4	3.36	3	4	3.37	4	4	3.38	5	5	3.39	6	4	3.40	7	4	3.41	8	3	3.42	105.09	64.841
Pos. No.	Length	-b-																																	
1	3	3.35																																	
2	4	3.36																																	
3	4	3.37																																	
4	4	3.38																																	
5	5	3.39																																	
6	4	3.40																																	
7	4	3.41																																	
8	3	3.42																																	
9	31	12	3.26	4	A3		101.06	89.741																											

Project: 2013 REKONSTRUKCIJA ULICE DR. FRANJE TUĐMANA U ZADRU - 3. DIONICA

/ 28

B E N D I N G S C H E D U L E Steelgrade: 500S								
Pos.	No.	d	Length	dbr. ds	Type	shape code	Tot.L	Weight kg
10	11	8	1.00	4	A1		11.00	4.345
11	16	10	1.21	4	D2		19.36	11.945

Total weight (kg) 1057.542

REKONSTRUKCIJA ULICE DR. FRANJE TUĐMANA U ZADRU - 3. DIONICA (od stac. 0+781,18 do stac. 1+244,65)

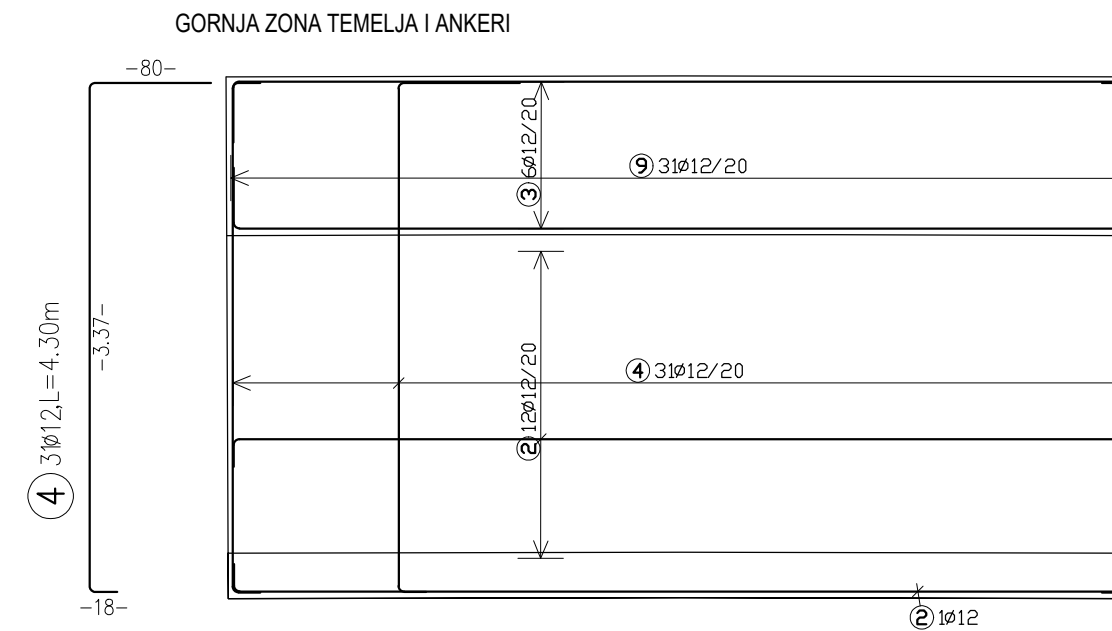
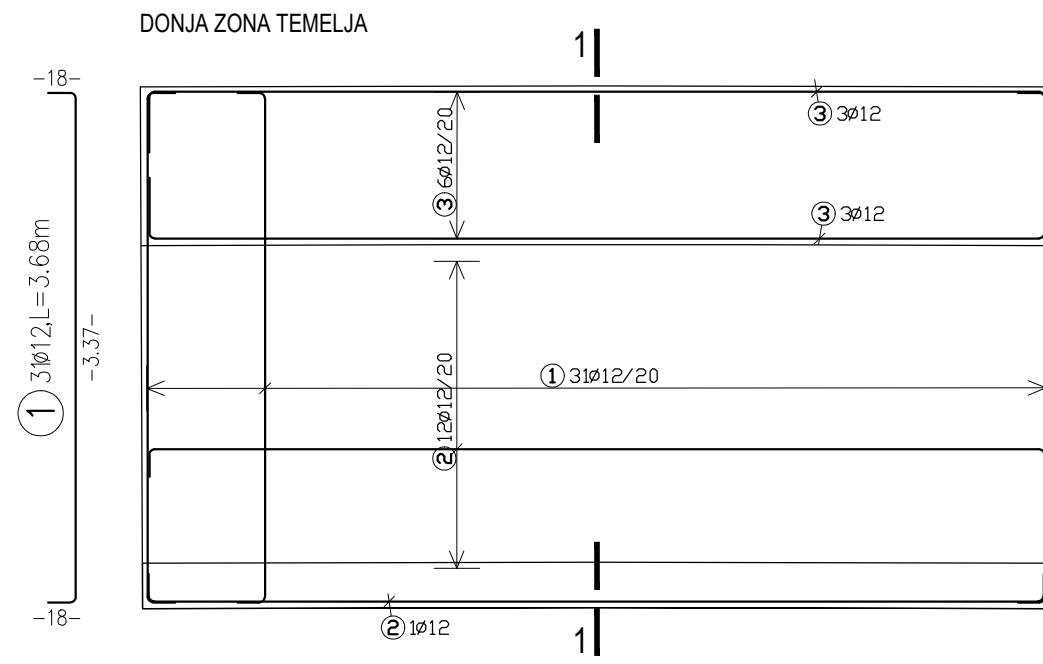
ARMATURA POTPORNOG ZIDA 29

1:50

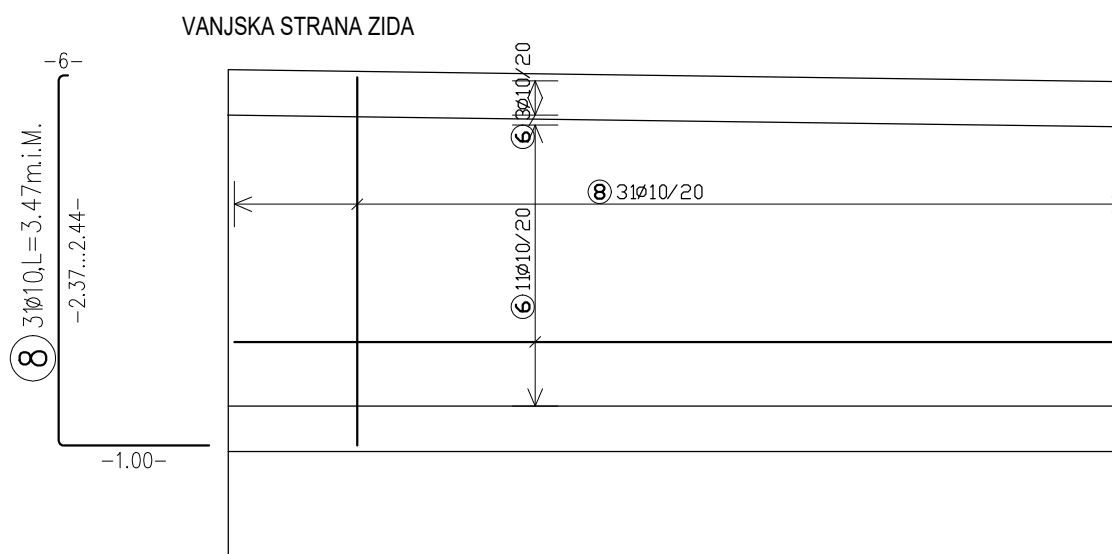
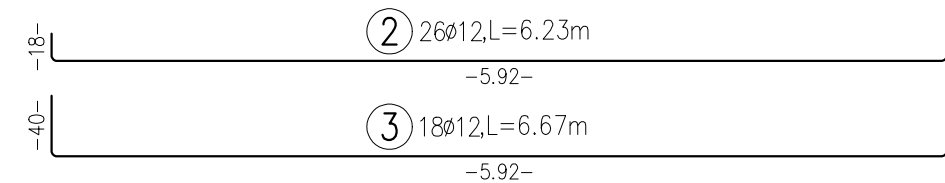
c=4 cm

B500B, C35/45

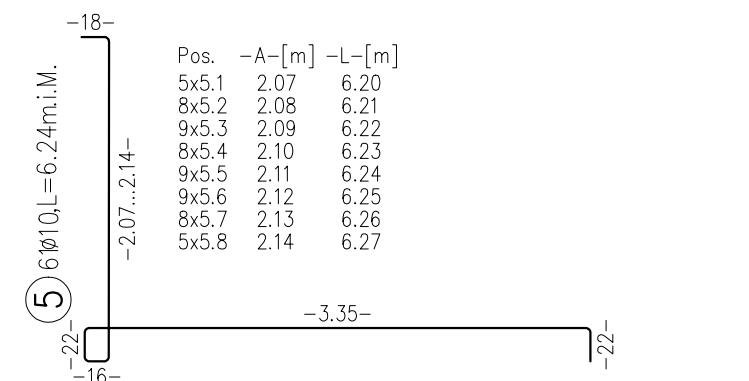
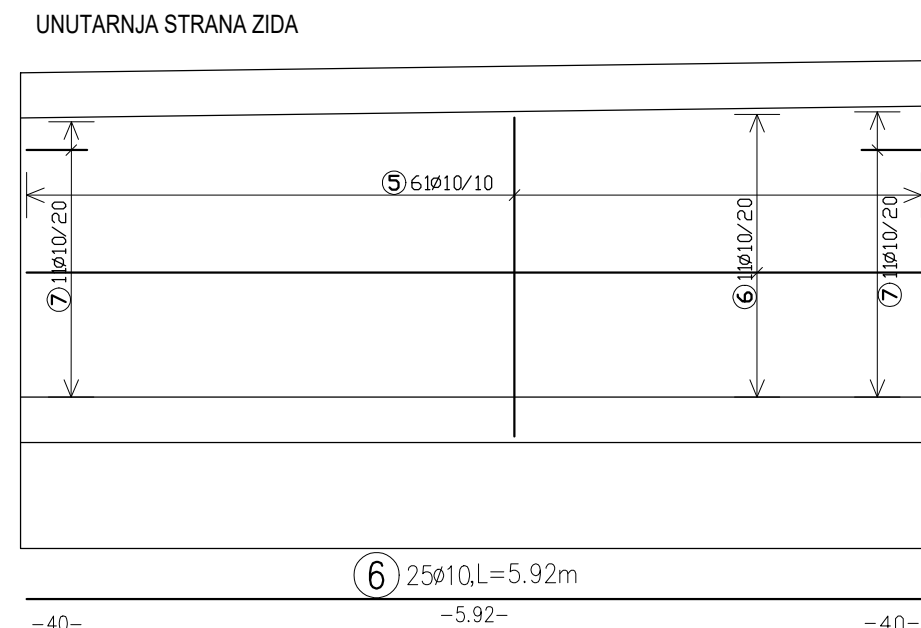
STAHLLISTE		Betonstahl: 500S		
Pos.	Stk.	d	Länge	
			D8	D10
				D12
1	31	12	3.68	114.08
2	26	12	6.23	161.98
3	18	12	6.67	120.06
4	31	12	4.30	133.30
5	61	10	6.24*	380.64
6	25	10	5.92	148.00
7	22	10	0.93	20.46
8	31	10	3.47*	107.57
9	31	12	3.11	96.41
10	12	8	1.00	12.00
11	14	10	1.21	16.94
* = im Mittel				
Gesamtlängen			12.00	673.61
kg / m			D8 0.395	D10 0.617
kg / d			4.740	415.617
Gesamtgewicht (kg)			976.094	625.83
				555.737



KUKE SE POSTAVLJAJU VERTIKALNO.

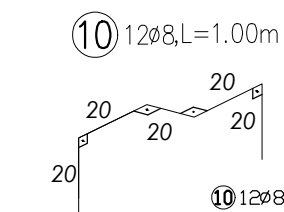
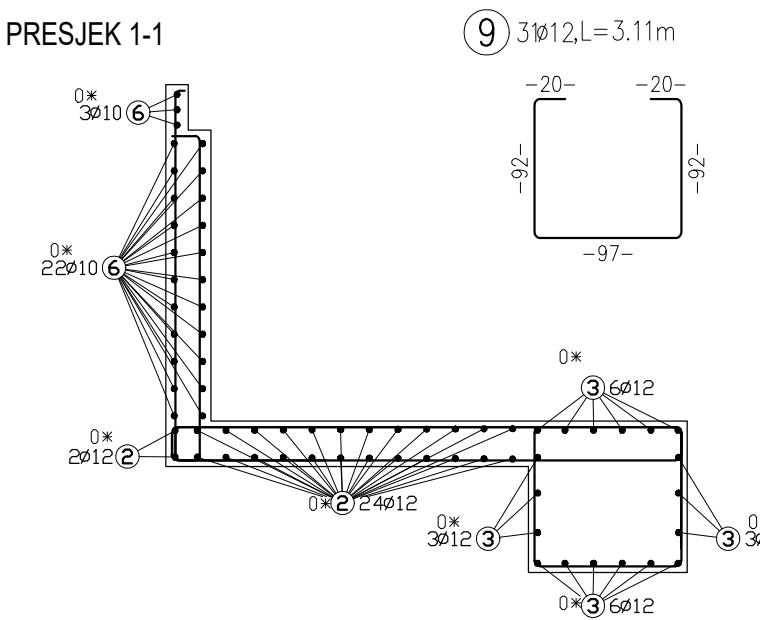


Pos.	-B-[m]	-L-[m]
3x8.1	2.37	3.43
4x8.2	2.38	3.44
4x8.3	2.39	3.45
4x8.4	2.40	3.46
5x8.5	2.41	3.47
4x8.6	2.42	3.48
4x8.7	2.43	3.49
3x8.8	2.44	3.50

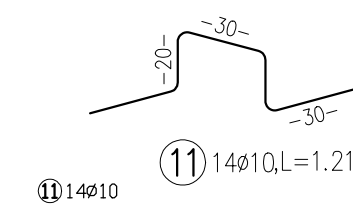


Pos.	-A-[m]	-L-[m]
5x5.1	2.07	6.20
8x5.2	2.08	6.21
9x5.3	2.09	6.22
8x5.4	2.10	6.23
9x5.5	2.11	6.24
9x5.6	2.12	6.25
8x5.7	2.13	6.26
5x5.8	2.14	6.27

PRESJEK 1-1



POSTAVITI DISTANCERE U ZIDOVE 1 KOM/1m²



NOSAČI GORNJE ARMATURE ZA PLOČU d=30 cm 1,5 KOM/1m²

POTREBNO JE IZVESTI BARBAKANE PROMJERA Ø120.00mm. IZVODE SE NA 20.0cm IZNAD KOTE PROJEKTIRANOG GOTOVO UREĐENOG TERENA. BARBAKANE U KONTRAFORAMA SE IZVODE 5cm OD RUBA ZIDA.

POTPORNI ZID IZVODI SE NA STIJENI.

D&Z		D&Z d.o.o. PROJECTING - CONSULTING - ENGINEERING	
PROJEKTANT	ANTE UGLEŠIĆ dipl.ing.građ. <i>Ante Uglješić</i>	INVESTITOR	GRAD ZADAR Narodni trg 1, 23000 Zadar
PROJEKTANT SURADNIK	NIKOLINA UGLEŠIĆ mag.ing.aedif. <i>N. Uglješić</i>	GRABEVINA	REKONSTRUKCIJA ULICE DR. FRANJE TUĐMANA U ZADRU - 3. DIONICA
SURADNIK		SASTAV CRTEŽA	ARMATURA POTPORNOG ZIDA 29
		FAZA	izvedbeni
		ZAJEDNIČKA OZNAKA	I.O. 11704-3
		MJERILO	1:50
		TEHNIČKI DNEVNIK	2013
		DATUM	lipanj 2020.
		BROJ NACRTA	29

Project: 2013 REKONSTRUKCIJA ULICE DR. FRANJE TUĐMANA U ZADRU – 3. DIONICA

/ 29

Project data

Title : REKONSTRUKCIJA ULICE DR. FRANJE TUĐMANA U ZADRU – 3. DIONICA

Content : POTPORNI ZID 29

Plan No. : 29

All total length of bar profiles axial length

B A R S C H E D U L E Steelgrade: 500S

Pos.	No.	d	Length	D8	D10	D12
1	31	12	3.68			114.08
2	26	12	6.23			161.98
3	18	12	6.67			120.06
4	31	12	4.30			133.30
5	61	10	6.24*		380.64	
6	25	10	5.92		148.00	
7	22	10	0.93		20.46	
8	31	10	3.47*		107.57	
9	31	12	3.11			96.41
10	12	8	1.00	12.00		
11	14	10	1.21		16.94	

* = in average

Total lengths		12.00	673.61	625.83
kg / m		D8 0.395	D10 0.617	D12 0.888
kg / d		4.740	415.617	555.737

Total weight (kg)		976.094		

Project: 2013 REKONSTRUKCIJA ULICE DR. FRANJE TUĐMANA U ZADRU - 3. DIONICA

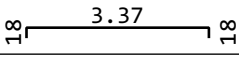

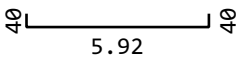

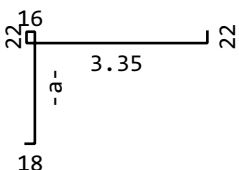
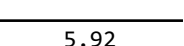
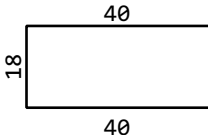

/ 29

Project data

Title : REKONSTRUKCIJA ULICE DR. FRANJE TUĐMANA U ZADRU - 3. DIONICA

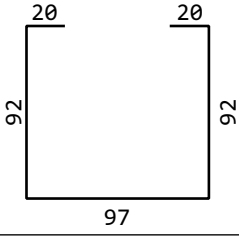
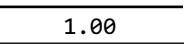
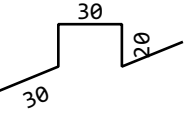
Content : POTPORNI ZID 29

Plan No. : 29

B E N D I N G S C H E D U L E Steelgrade: 500S								
Pos.	No.	d	Length	nbr. ds	Type	shape code	Tot.L	Weight kg
1	31	12	3.68	4	A1		114.08	101.303
2	26	12	6.23	4	A1		161.98	143.838
3	18	12	6.67	4	A1		120.06	106.613
4	31	12	4.30	4	A1		133.30	118.370
5	61	10	--	4	A4	 Pos. No. Length -a- 1 5 6.20 2.07 2 8 6.21 2.08 3 9 6.22 2.09 4 8 6.23 2.10 5 9 6.24 2.11 6 9 6.25 2.12 7 8 6.26 2.13 8 5 6.27 2.14	380.64	234.855
6	25	10	5.92	4	A1		148.00	91.316
7	22	10	0.93	4	A3		20.46	12.624
8	31	10	--	4	A3	 Pos. No. Length -b- 1 3 3.43 2.37 2 4 3.44 2.38 3 4 3.45 2.39 4 4 3.46 2.40 5 5 3.47 2.41 6 4 3.48 2.42 7 4 3.49 2.43 8 3 3.50 2.44	107.57	66.371

Project: 2013 REKONSTRUKCIJA ULICE DR. FRANJE TUĐMANA U ZADRU - 3. DIONICA

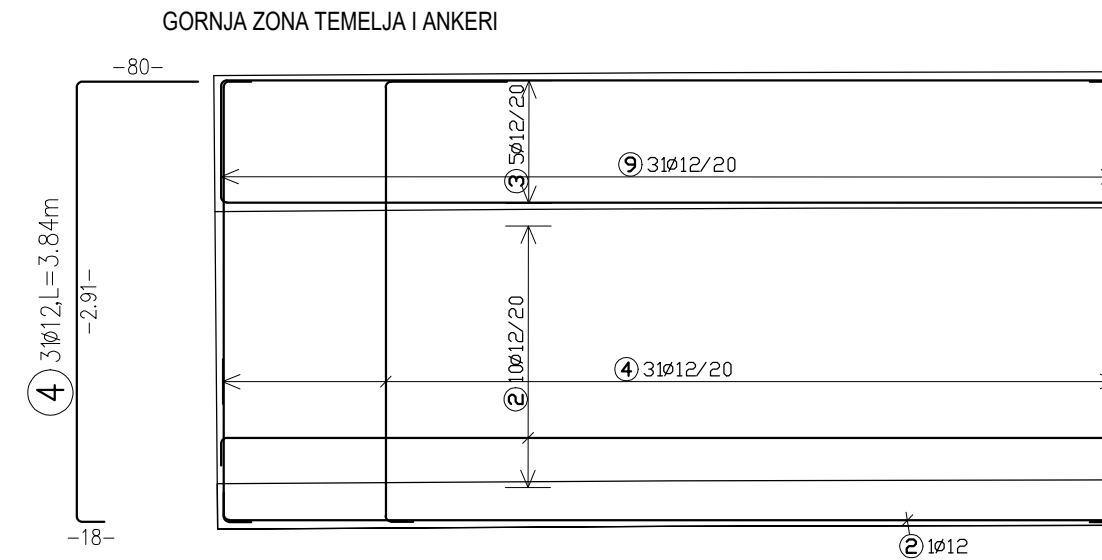
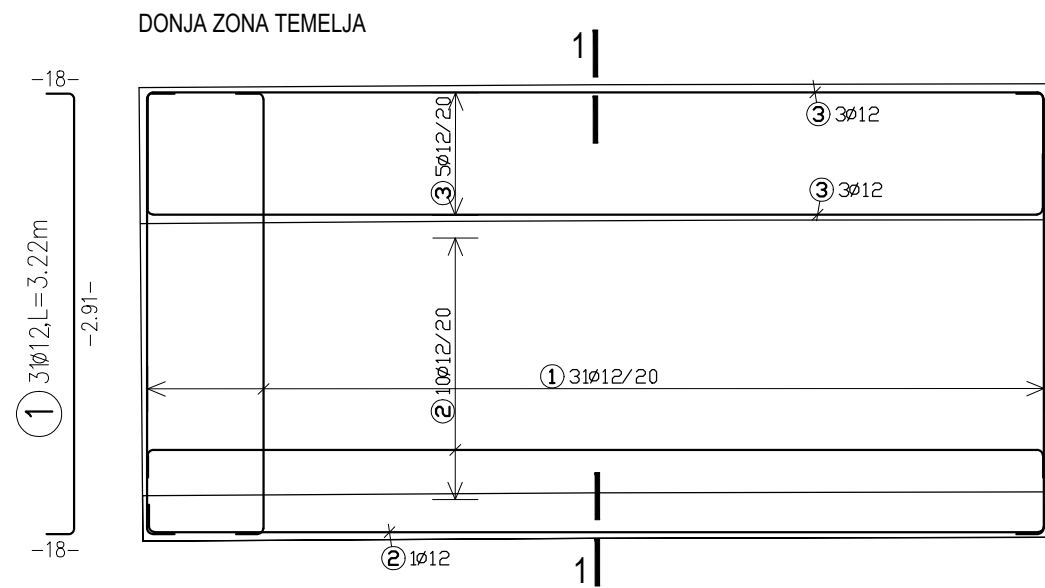
/ 29

B E N D I N G S C H E D U L E Steelgrade: 500S								
Pos.	No.	d	Length	dbr. ds	Type	shape code	Tot.L	Weight kg
9	31	12	3.11	4	A3		96.41	85.612
10	12	8	1.00	4	A1		12.00	4.740
11	14	10	1.21	4	D2		16.94	10.452

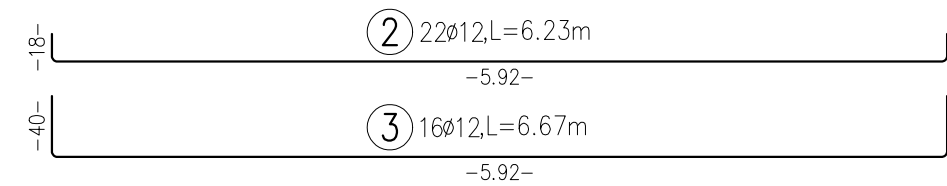
Total weight (kg) 976.094

REKONSTRUKCIJA ULICE DR. FRANJE TUĐMANA U ZADRU - 3. DIONICA (od stac. 0+781,18 do stac. 1+244,65)

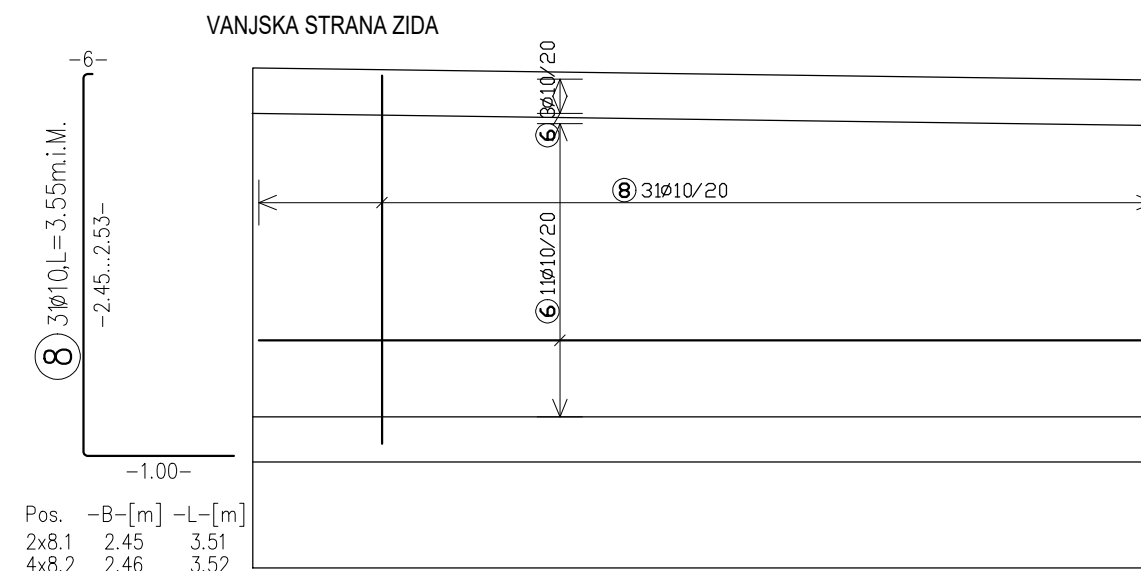
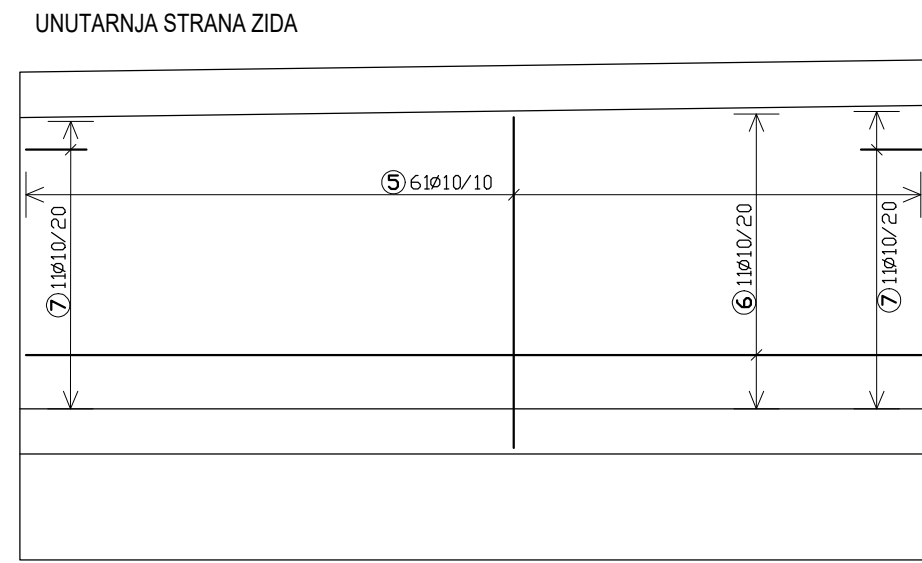
ARMATURA POTPORNOG ZIDA 30
1:50
c=4 cm
B500B, C35/45



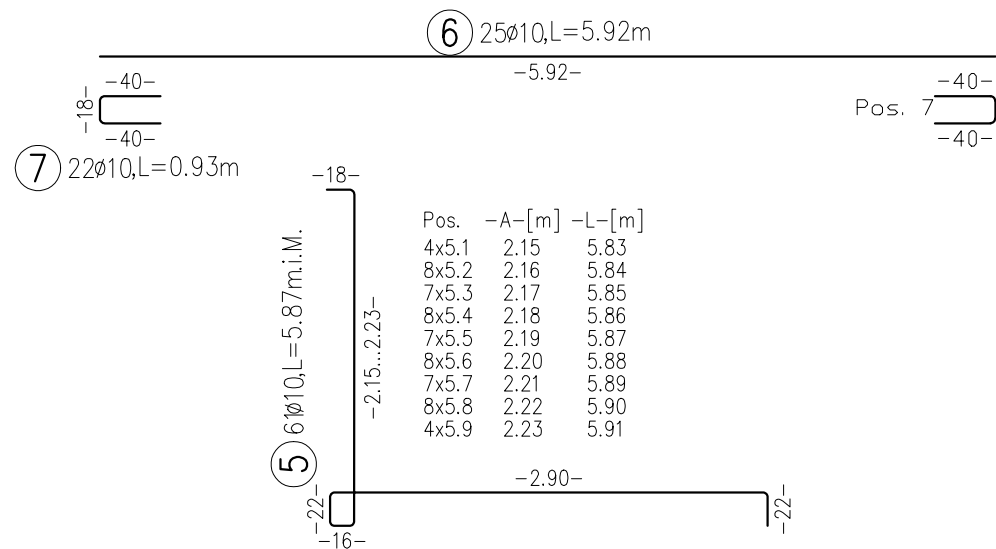
Pos.	SCHEDULE		Steelgrade: 500S	D8	D10	D12
	No.	d				
1	31	12	3.22			99.82
2	22	12	6.23			137.06
3	16	12	6.67			106.72
4	31	12	3.84			119.04
5	61	10	5.87*		358.07	
6	25	10	5.92		148.00	
7	22	10	0.93		20.46	
8	31	10	3.55*		110.05	
9	31	12	2.96			91.76
10	12	8	1.00	12.00		
11	12	10	1.21		14.52	
* = in average						
Total lengths				12.00	651.10	554.40
kg / m				D8 0.395	D10 0.617	D12 0.888
kg / d				4.740	401.729	492.307
Total weight (kg)				898.776		



KUKE SE POSTAVLJAJU VERTIKALNO.

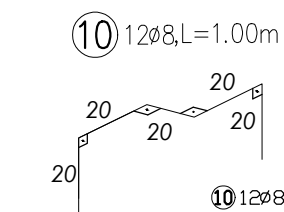
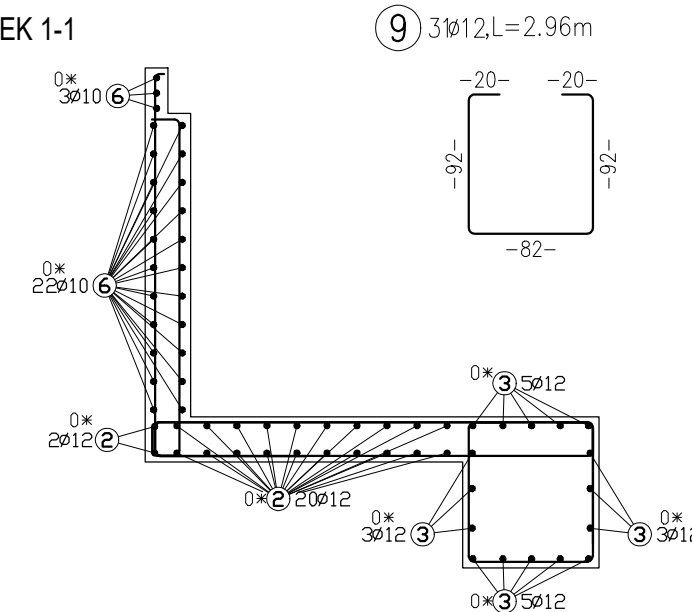


Pos.	-B-[m]	-L-[m]
2x8.1	2.45	3.51
4x8.2	2.46	3.52
4x8.3	2.47	3.53
4x8.4	2.48	3.54
3x8.5	2.49	3.55
4x8.6	2.50	3.56
4x8.7	2.51	3.57
4x8.8	2.52	3.58
2x8.9	2.53	3.59

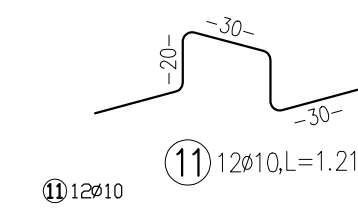


Pos.	-A-[m]	-L-[m]
4x5.1	2.15	5.83
8x5.2	2.16	5.84
7x5.3	2.17	5.85
8x5.4	2.18	5.86
7x5.5	2.19	5.87
8x5.6	2.20	5.88
7x5.7	2.21	5.89
8x5.8	2.22	5.90
4x5.9	2.23	5.91

PRESJEK 1-1



POSTAVITI DISTANCERE U ZIDOVE 1 KOM/1m²



NOSAČI GORNJE ARMATURE ZA PLOČU d=30 cm 1,5 KOM/1m²

POTREBNO JE IZVESTI BARBAKANE PROMJERA Ø120.00mm. IZVODE SE NA 20.0cm IZNAD KOTE PROJEKTIRANOG GOTOVO UREĐENOG TERENA. BARBAKANE U KONTRAFORAMA SE IZVODE 5cm OD RUBA ZIDA.

POTPORNI ZID IZVODI SE NA STIJENI.

D&Z		D&Z d.o.o. PROJECTING - CONSULTING - ENGINEERING Jerolima Vidulića 7, Zadar, tel:023/22 08 60 E - mail: info@d-and-z.hr		INVESTITOR	GRAD ZADAR Narodni trg 1, 23000 Zadar
PROJEKTANT	ANTE UGLEŠIĆ dipl.ing.građ. <i>Ante Uglešić</i>	GRADEVINA	ARMATURA POTPORNOG ZIDA 30	FAZA	izvedbeni
PROJEKTANT SURADNIK	NIKOLINA UGLEŠIĆ mag.ing.aedif. <i>N. Uglešić</i>	MJERILO	1:50	ZAJEDNIČKA OZNAKA	I.O. 11704-3
SURADNIK		DATUM	lipanj 2020.	TEHNIČKI DNEVNIK	2013
				BROJ NACRTA	30

Project: 2013 REKONSTRUKCIJA ULICE DR. FRANJE TUĐMANA U ZADRU - 3. DIONICA

/ 30

Project data

Title : REKONSTRUKCIJA ULICE DR. FRANJE TUĐMANA U ZADRU - 3. DIONICA

Content : POTPORNI ZID 30

Plan No. : 30

All total length of bar profiles axial length

B A R S C H E D U L E Steelgrade: 500S

Pos.	No.	d	Length	D8	D10	D12
1	31	12	3.22			99.82
2	22	12	6.23			137.06
3	16	12	6.67			106.72
4	31	12	3.84			119.04
5	61	10	5.87*		358.07	
6	25	10	5.92		148.00	
7	22	10	0.93		20.46	
8	31	10	3.55*		110.05	
9	31	12	2.96			91.76
10	12	8	1.00	12.00		
11	12	10	1.21		14.52	

* = in average

Total lengths		12.00	651.10	554.40
kg / m		D8 0.395	D10 0.617	D12 0.888
kg / d		4.740	401.729	492.307

Total weight (kg)		898.776		

Project: 2013 REKONSTRUKCIJA ULICE DR. FRANJE TUĐMANA U ZADRU – 3. DIONICA

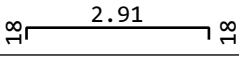
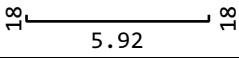
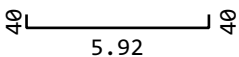
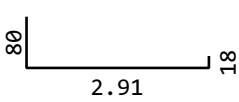
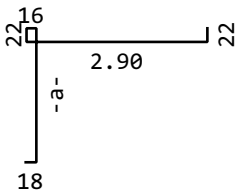
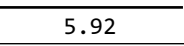
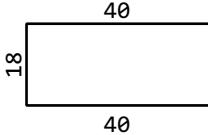
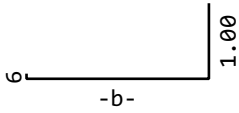
/ 30

Project data

Title : REKONSTRUKCIJA ULICE DR. FRANJE TUĐMANA U ZADRU – 3. DIONICA

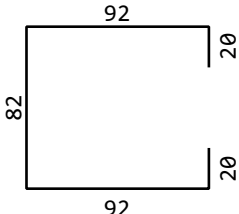
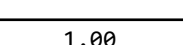
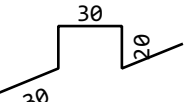
Content : POTPORNI ZID 30

Plan No. : 30

B E N D I N G S C H E D U L E Steelgrade: 500S																																						
Pos.	No.	d	Length	nbr. ds	Type	shape code	Tot.L	Weight kg																														
1	31	12	3.22	4	A1		99.82	88.640																														
2	22	12	6.23	4	A1		137.06	121.709																														
3	16	12	6.67	4	A1		106.72	94.767																														
4	31	12	3.84	4	A1		119.04	105.708																														
5	61	10	--	4	A4	 <table border="1"> <thead> <tr> <th>Pos. No.</th> <th>Length</th> <th>-a-</th> </tr> </thead> <tbody> <tr><td>1</td><td>4</td><td>5.83</td></tr> <tr><td>2</td><td>8</td><td>5.84</td></tr> <tr><td>3</td><td>7</td><td>5.85</td></tr> <tr><td>4</td><td>8</td><td>5.86</td></tr> <tr><td>5</td><td>7</td><td>5.87</td></tr> <tr><td>6</td><td>8</td><td>5.88</td></tr> <tr><td>7</td><td>7</td><td>5.89</td></tr> <tr><td>8</td><td>8</td><td>5.90</td></tr> <tr><td>9</td><td>4</td><td>5.91</td></tr> </tbody> </table>	Pos. No.	Length	-a-	1	4	5.83	2	8	5.84	3	7	5.85	4	8	5.86	5	7	5.87	6	8	5.88	7	7	5.89	8	8	5.90	9	4	5.91	358.07	220.929
Pos. No.	Length	-a-																																				
1	4	5.83																																				
2	8	5.84																																				
3	7	5.85																																				
4	8	5.86																																				
5	7	5.87																																				
6	8	5.88																																				
7	7	5.89																																				
8	8	5.90																																				
9	4	5.91																																				
6	25	10	5.92	4	A1		148.00	91.316																														
7	22	10	0.93	4	A3		20.46	12.624																														
8	31	10	--	4	A3	 <table border="1"> <thead> <tr> <th>Pos. No.</th> <th>Length</th> <th>-b-</th> </tr> </thead> <tbody> <tr><td>1</td><td>2</td><td>3.51</td></tr> <tr><td>2</td><td>4</td><td>3.52</td></tr> <tr><td>3</td><td>4</td><td>3.53</td></tr> <tr><td>4</td><td>4</td><td>3.54</td></tr> <tr><td>5</td><td>3</td><td>3.55</td></tr> <tr><td>6</td><td>4</td><td>3.56</td></tr> <tr><td>7</td><td>4</td><td>3.57</td></tr> <tr><td>8</td><td>4</td><td>3.58</td></tr> <tr><td>9</td><td>2</td><td>3.59</td></tr> </tbody> </table>	Pos. No.	Length	-b-	1	2	3.51	2	4	3.52	3	4	3.53	4	4	3.54	5	3	3.55	6	4	3.56	7	4	3.57	8	4	3.58	9	2	3.59	110.05	67.901
Pos. No.	Length	-b-																																				
1	2	3.51																																				
2	4	3.52																																				
3	4	3.53																																				
4	4	3.54																																				
5	3	3.55																																				
6	4	3.56																																				
7	4	3.57																																				
8	4	3.58																																				
9	2	3.59																																				

Project: 2013 REKONSTRUKCIJA ULICE DR. FRANJE TUĐMANA U ZADRU - 3. DIONICA

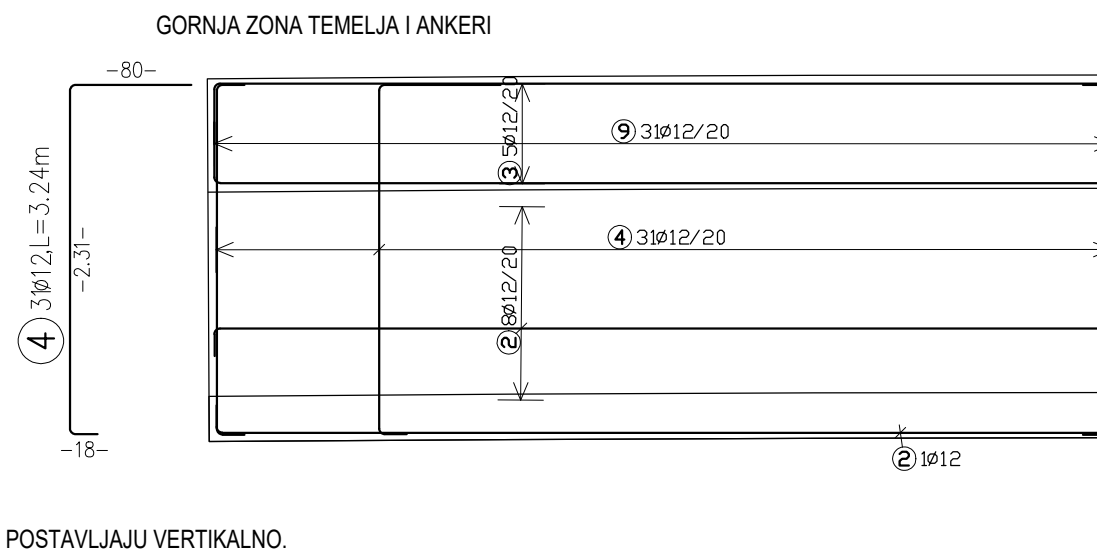
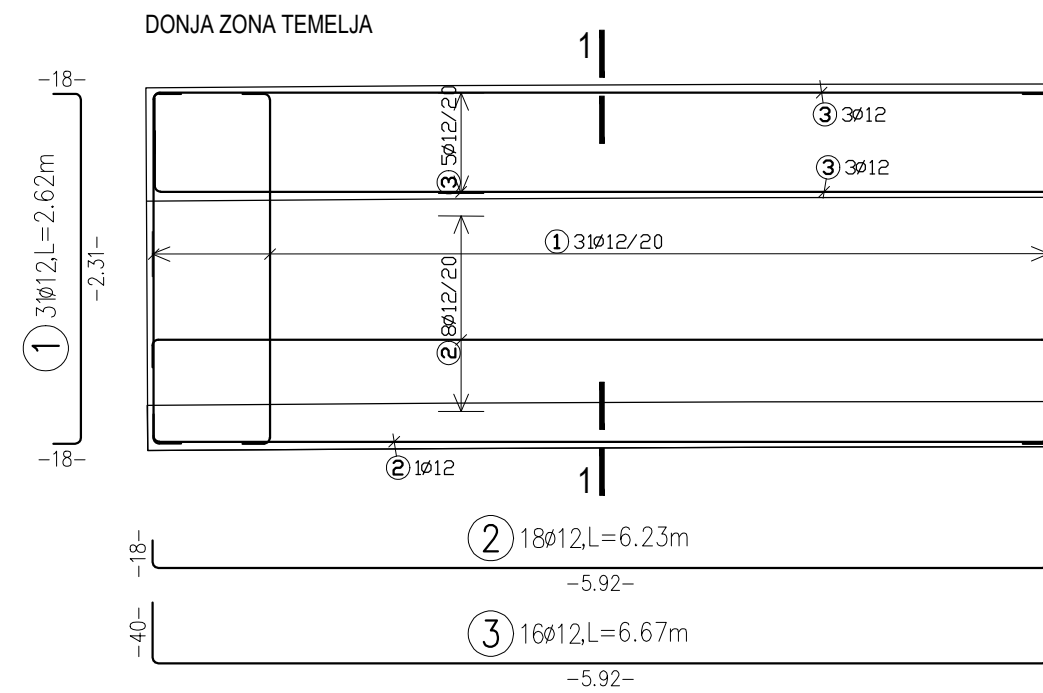
/ 30

B E N D I N G S C H E D U L E Steelgrade: 500S								
Pos.	No.	d	Length	dbr. ds	Type	shape code	Tot.L	Weight kg
9	31	12	2.96	4	A3		91.76	81.483
10	12	8	1.00	4	A1		12.00	4.740
11	12	10	1.21	4	D2		14.52	8.959

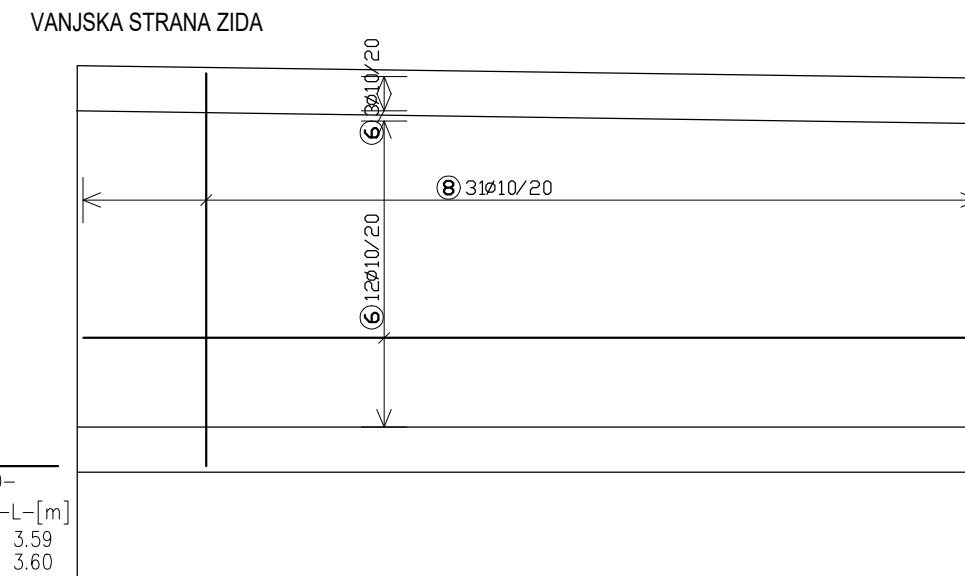
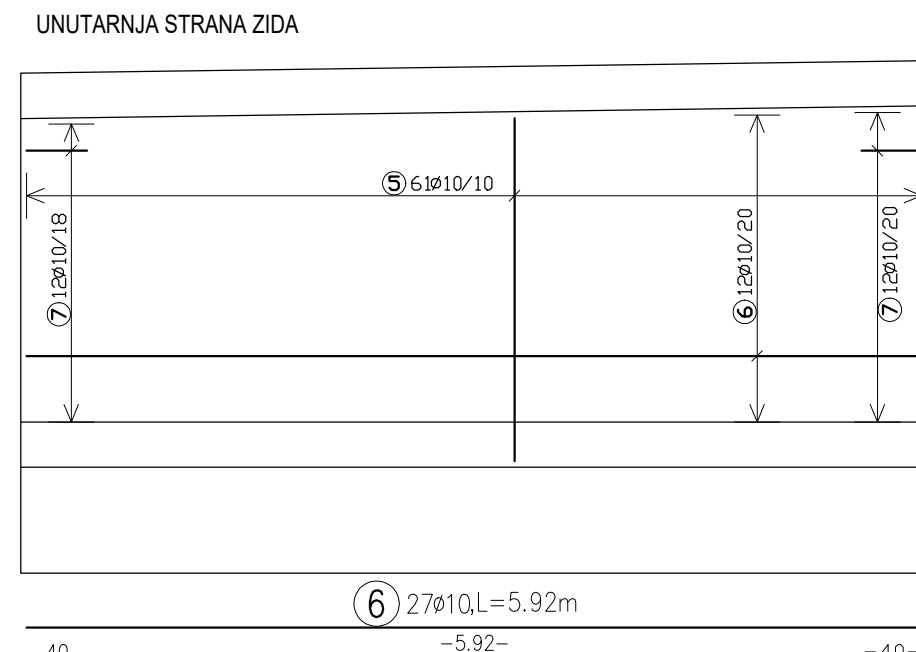
Total weight (kg) 898.776

REKONSTRUKCIJA ULICE DR. FRANJE TUĐMANA U ZADRU - 3. DIONICA (od stac. 0+781,18 do stac. 1+244,65)

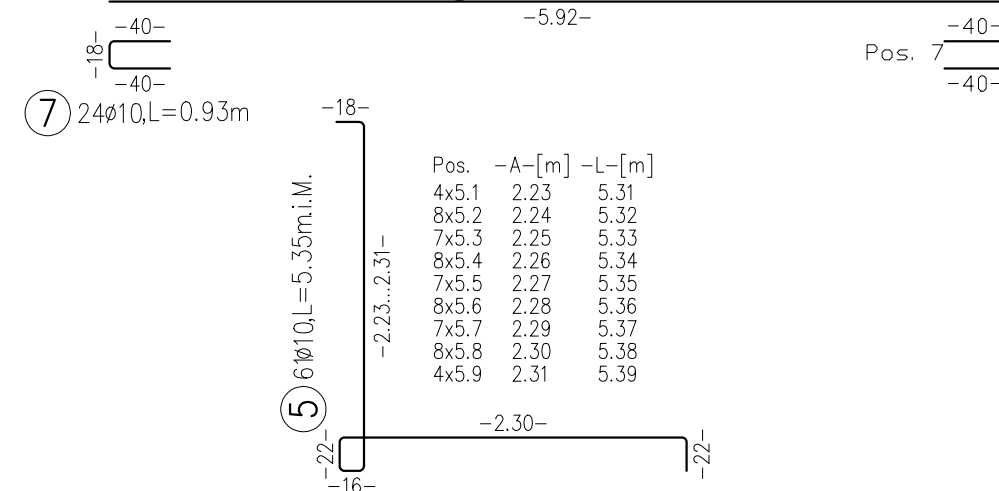
ARMATURA POTPORNOG ZIDA 31
1:50
c=4 cm
B500B, C35/45



KUKE SE POSTAVLJAJU VERTIKALNO.



Pos.	-B-[m]	-L-[m]
2x8.1	2.53	3.59
4x8.2	2.54	3.60
4x8.3	2.55	3.61
4x8.4	2.56	3.62
3x8.5	2.57	3.63
4x8.6	2.58	3.64
4x8.7	2.59	3.65
4x8.8	2.60	3.66
2x8.9	2.61	3.67



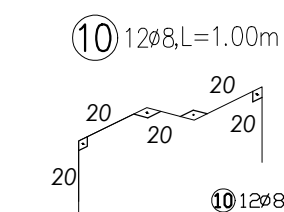
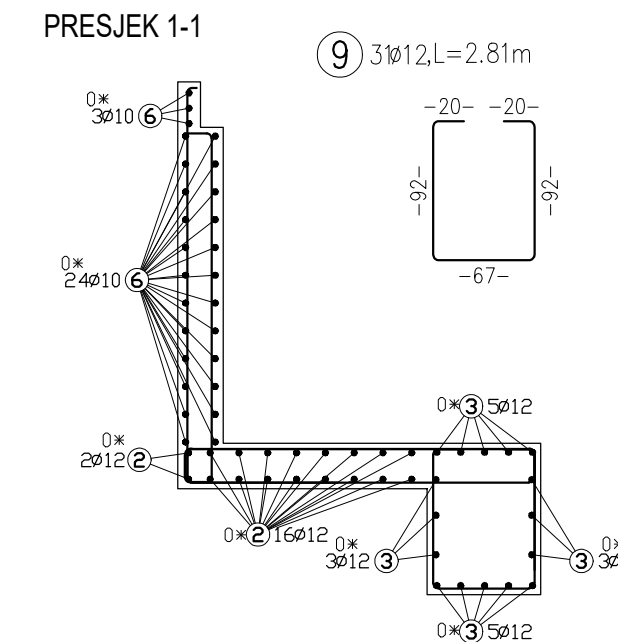
B A R S C H E D U L E Steelgrade: 500S

Pos.	No.	d	Length	D8	D10	D12
1	31	12	2.62			81.22
2	18	12	6.23			112.14
3	16	12	6.67			106.72
4	31	12	3.24			100.44
5	61	10	5.35*		326.35	
6	27	10	5.92		159.84	
7	24	10	0.93		22.32	
8	31	10	3.63*		112.53	
9	31	12	2.81			87.11
10	12	8	1.00	12.00		
11	12	10	1.21		14.52	

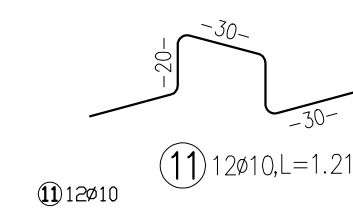
* = in average

Total lengths	12.00	635.56	487.63
kg / m	D8 0.395	D10 0.617	D12 0.888
kg / d	4.740	392.141	433.015

Total weight (kg) 829.896



POSTAVITI DISTANCERE U ZIDOVE 1 KOM/1m²



NOSAČI GORNJE ARMATURE ZA PLOČU d=30 cm 1,5 KOM/1m²

POTREBNO JE IZVESTI BARBAKANE PROMJERA Ø120.00mm. IZVODE SE NA 20.0cm IZNAD KOTE PROJEKTIRANOG GOTOVO UREĐENOG TERENA. BARBAKANE U KONTRAFORAMA SE IZVODE 5cm OD RUBA ZIDA.

POTPORNI ZID IZVODI SE NA STIJENI.

	D&Z d.o.o. PROJECTING - CONSULTING - ENGINEERING Jerolima Vidulića 7, Zadar, tel:023/22 08 60 E - mail: info@d-and-z.hr	INVESTITOR	GRAD ZADAR Narodni trg 1, 23000 Zadar
		GRABEVINA	REKONSTRUKCIJA ULICE DR. FRANJE TUĐMANA U ZADRU - 3. DIONICA
PROJEKTANT	ANTE UGLEŠIĆ dipl.ing.građ. <i>Ante Uglešić</i>	SASTAV CRTEŽA	ARMATURA POTPORNOG ZIDA 31
PROJEKTANT SURADNIK	NIKOLINA UGLEŠIĆ mag.ing.aedif. <i>N. Uglešić</i>	FAZA	izvedbeni
SURADNIK		MJERILO	1:50
		DATUM	lipanj 2020.
		ZAJEDNIČKA OZNAKA	I.O. 11704-3
		TEHNIČKI DNEVNIK	2013
		BROJ NACRTA	31

Project: 2013 REKONSTRUKCIJA ULICE DR. FRANJE TUĐMANA U ZADRU - 3. DIONICA

/ 31

Project data

Title : REKONSTRUKCIJA ULICE DR. FRANJE TUĐMANA U ZADRU - 3. DIONICA

Content : POTPORNI ZID 31

Plan No. : 31

All total length of bar profiles axial length

B A R S C H E D U L E Steelgrade: 500S

Pos.	No.	d	Length	D8	D10	D12
1	31	12	2.62			81.22
2	18	12	6.23			112.14
3	16	12	6.67			106.72
4	31	12	3.24			100.44
5	61	10	5.35*		326.35	
6	27	10	5.92		159.84	
7	24	10	0.93		22.32	
8	31	10	3.63*		112.53	
9	31	12	2.81			87.11
10	12	8	1.00	12.00		
11	12	10	1.21		14.52	

* = in average

Total lengths		12.00	635.56	487.63
kg / m		D8 0.395	D10 0.617	D12 0.888
kg / d		4.740	392.141	433.015

Total weight (kg)		829.896		

Project: 2013 REKONSTRUKCIJA ULICE DR. FRANJE TUĐMANA U ZADRU - 3. DIONICA

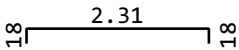
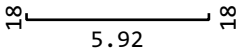
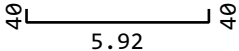

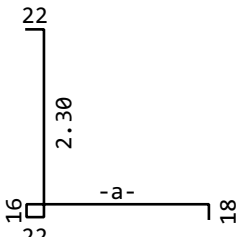
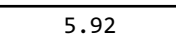

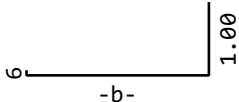
/ 31

Project data

Title : REKONSTRUKCIJA ULICE DR. FRANJE TUĐMANA U ZADRU - 3. DIONICA

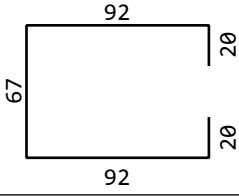
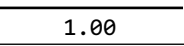
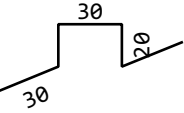
Content : POTPORNI ZID 31

Plan No. : 31

B E N D I N G S C H E D U L E Steelgrade: 500S																																							
Pos.	No.	d	Length	dbr ds	Type	shape code	Tot.L	Weight kg																															
1	31	12	2.62	4	A1		81.22	72.123																															
2	18	12	6.23	4	A1		112.14	99.580																															
3	16	12	6.67	4	A1		106.72	94.767																															
4	31	12	3.24	4	A1		100.44	89.191																															
5	61	10	--	4	A4	 <table border="1"> <thead> <tr> <th>Pos. No.</th> <th>Length</th> <th>-a-</th> </tr> </thead> <tbody> <tr><td>1</td><td>4</td><td>5.31</td></tr> <tr><td>2</td><td>8</td><td>5.32</td></tr> <tr><td>3</td><td>7</td><td>5.33</td></tr> <tr><td>4</td><td>8</td><td>5.34</td></tr> <tr><td>5</td><td>7</td><td>5.35</td></tr> <tr><td>6</td><td>8</td><td>5.36</td></tr> <tr><td>7</td><td>7</td><td>5.37</td></tr> <tr><td>8</td><td>8</td><td>5.38</td></tr> <tr><td>9</td><td>4</td><td>5.39</td></tr> </tbody> </table>	Pos. No.	Length	-a-	1	4	5.31	2	8	5.32	3	7	5.33	4	8	5.34	5	7	5.35	6	8	5.36	7	7	5.37	8	8	5.38	9	4	5.39	326.35	201.358	
Pos. No.	Length	-a-																																					
1	4	5.31																																					
2	8	5.32																																					
3	7	5.33																																					
4	8	5.34																																					
5	7	5.35																																					
6	8	5.36																																					
7	7	5.37																																					
8	8	5.38																																					
9	4	5.39																																					
6	27	10	5.92	4	A1		159.84	98.621																															
7	24	10	0.93	4	A3		22.32	13.771																															
8	31	10	--	4	A3	 <table border="1"> <thead> <tr> <th>Pos. No.</th> <th>Length</th> <th>-b-</th> </tr> </thead> <tbody> <tr><td>1</td><td>2</td><td>3.59</td></tr> <tr><td>2</td><td>4</td><td>3.60</td></tr> <tr><td>3</td><td>4</td><td>3.61</td></tr> <tr><td>4</td><td>4</td><td>3.62</td></tr> <tr><td>5</td><td>3</td><td>3.63</td></tr> <tr><td>6</td><td>4</td><td>3.64</td></tr> <tr><td>7</td><td>4</td><td>3.65</td></tr> <tr><td>8</td><td>4</td><td>3.66</td></tr> </tbody> </table>	Pos. No.	Length	-b-	1	2	3.59	2	4	3.60	3	4	3.61	4	4	3.62	5	3	3.63	6	4	3.64	7	4	3.65	8	4	3.66	112.53	69.431				
Pos. No.	Length	-b-																																					
1	2	3.59																																					
2	4	3.60																																					
3	4	3.61																																					
4	4	3.62																																					
5	3	3.63																																					
6	4	3.64																																					
7	4	3.65																																					
8	4	3.66																																					

Project: 2013 REKONSTRUKCIJA ULICE DR. FRANJE TUĐMANA U ZADRU - 3. DIONICA

/ 31

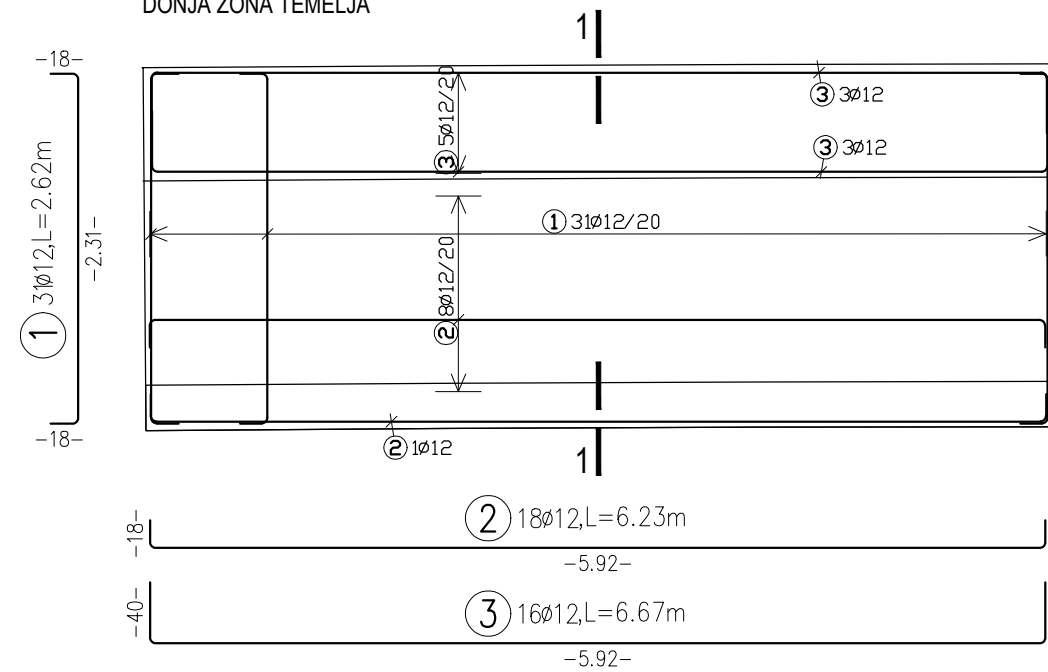
B E N D I N G S C H E D U L E Steelgrade: 500S								
Pos.	No.	d	Length	dbr. ds	Type	shape code	Tot.L	Weight kg
8						Pos.No.Length -b- 9 2 3.67 2.61		
9	31	12	2.81	4	A3		87.11	77.354
10	12	8	1.00	4	A1		12.00	4.740
11	12	10	1.21	4	D2		14.52	8.959

Total weight (kg) 829.896

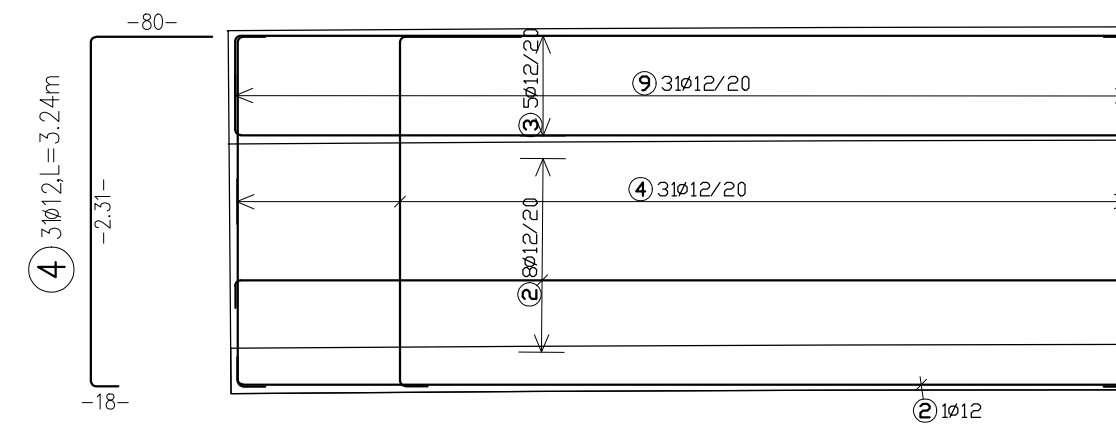
REKONSTRUKCIJA ULICE DR. FRANJE TUĐMANA U ZADRU - 3. DIONICA (od stac. 0+781,18 do stac. 1+244,65)

ARMATURA POTPORNOG ZIDA 32
1:50
c=4 cm
B500B, C35/45

DONJA ZONA TEMELJA

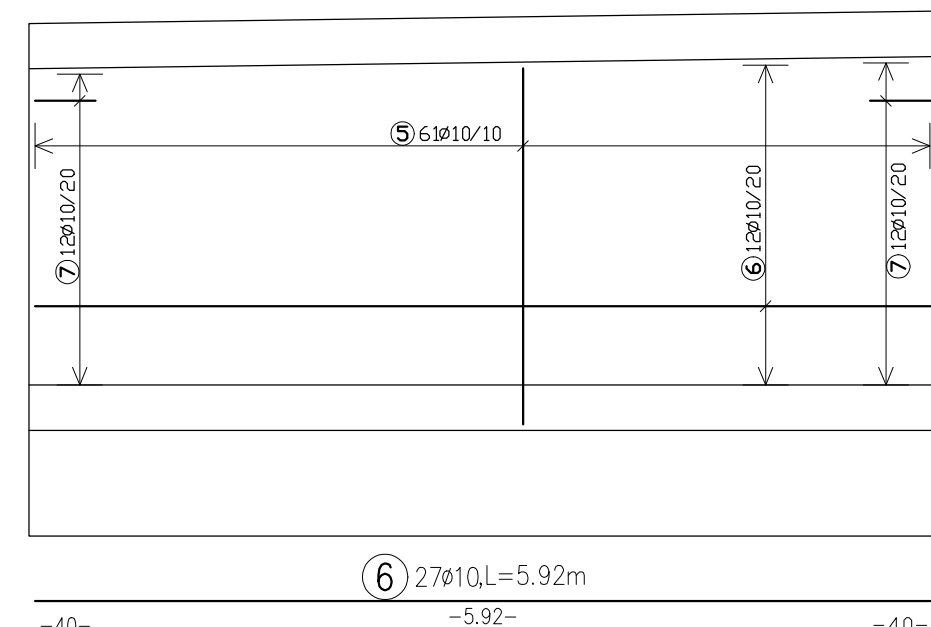


GORNJA ZONA TEMELJA I ANKERI

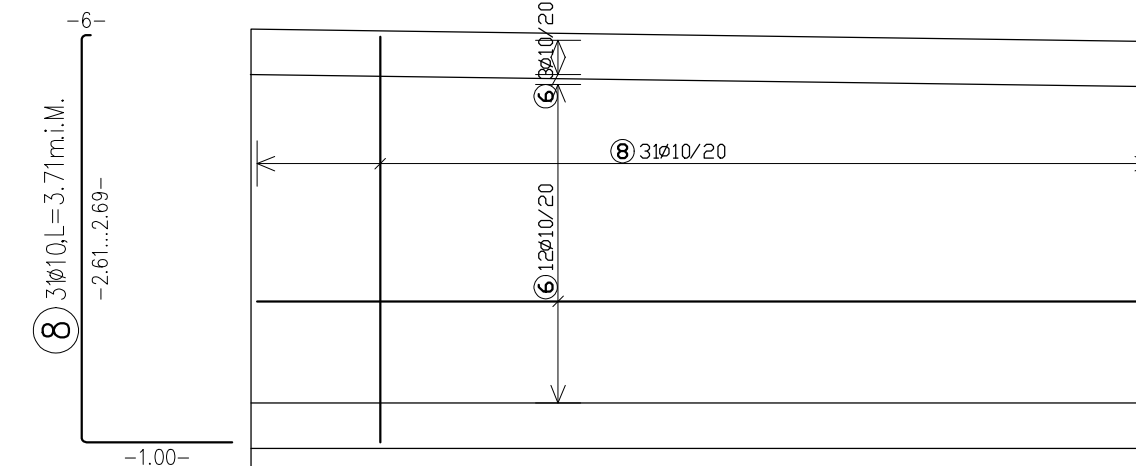


KUKE SE POSTAVLJAJU VERTIKALNO.

UNUTARNA STRANA ZIDA



VANJSKA STRANA ZIDA

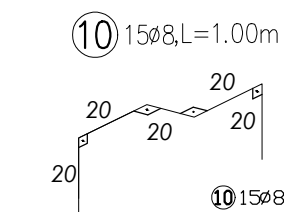
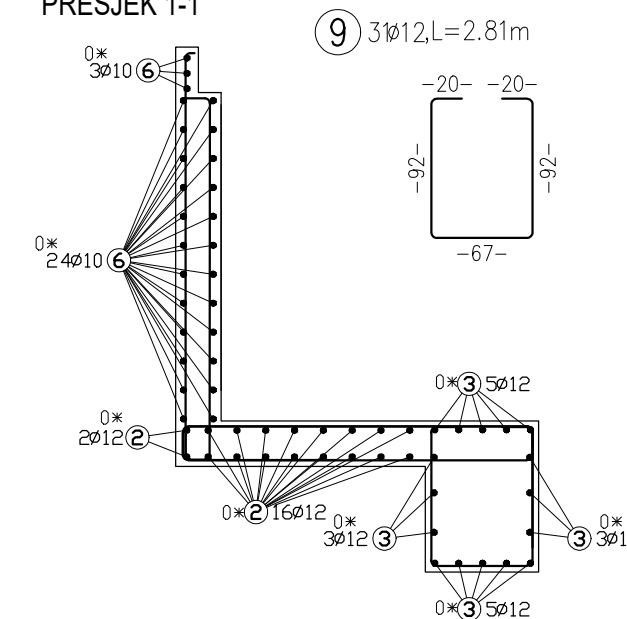


Pos.	-B-[m]	-L-[m]
2x8.1	2.61	3.67
4x8.2	2.62	3.68
4x8.3	2.63	3.69
4x8.4	2.64	3.70
3x8.5	2.65	3.71
4x8.6	2.66	3.72
4x8.7	2.67	3.73
4x8.8	2.68	3.74
2x8.9	2.69	3.75

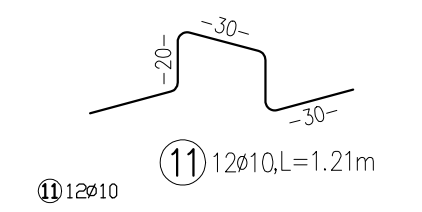
Pos.	-A-[m]	-L-[m]
4x5.1	2.31	5.39
8x5.2	2.32	5.40
7x5.3	2.33	5.41
8x5.4	2.34	5.42
7x5.5	2.35	5.43
8x5.6	2.36	5.44
7x5.7	2.37	5.45
8x5.8	2.38	5.46
4x5.9	2.39	5.47

B A R S C H E D U L E Steelgrade: 500S						
Pos.	No.	d	Length	D8	D10	D12
1	31	12	2.62			81.22
2	18	12	6.23			112.14
3	16	12	6.67			106.72
4	31	12	3.24			100.44
5	61	10	5.43*		331.23	
6	27	10	5.92		159.84	
7	24	10	0.93		22.32	
8	31	10	3.71*		115.01	
9	31	12	2.81			87.11
10	15	8	1.00	15.00		
11	12	10	1.21		14.52	
* = in average						
Total lengths				15.00	642.92	487.63
kg / m				D8 0.395	D10 0.617	D12 0.888
kg / d				5.925	396.682	433.015
Total weight (kg)				835.622		

PRESJEK 1-1



POSTAVITI DISTANCERE U ZIDOVE 1 KOM/1m²



NOSAČI GORNJE ARMATURE ZA PLOČU d=30 cm 1,5 KOM/1m²

POTREBNO JE IZVESTI BARBAKANE PROMJERA Ø120.00mm. IZVODE SE NA 20.0cm IZNAD KOTE PROJEKTIRANOG GOTOVO UREĐENOG TERENA. BARBAKANE U KONTRAFORAMA SE IZVODE 5cm OD RUBA ZIDA.

POTPORNI ZID IZVODI SE NA STIJENI.

D&Z		D&Z d.o.o. PROJECTING - CONSULTING - ENGINEERING Jerolima Vidulića 7, Zadar, tel:023/22 08 60 E - mail: info@d-and-z.hr		INVESTITOR	GRAD ZADAR Narodni trg 1, 23000 Zadar
PROJEKTANT	ANTE UGLEŠIĆ dipl.ing.građ. <i>Ante Uglešić</i>	GRAĐEVINA	REKONSTRUKCIJA ULICE DR. FRANJE TUĐMANA U ZADRU - 3. DIONICA	SASTAV CRTEŽA	ARMATURA POTPORNOG ZIDA 32
PROJEKTANT SURADNIK	NIKOLINA UGLEŠIĆ mag.ing.aedif. <i>N. Uglešić</i>	FAZA	izvedbeni	ZAJEDNIČKA OZNAKA	I.O. 11704-3
SURADNIK		MJERILO	1:50	TEHNIČKI DNEVNIK	2013
		DATUM	lipanj 2020.	BROJ NACRTA	32

Project: 2013 REKONSTRUKCIJA ULICE DR. FRANJE TUĐMANA U ZADRU - 3. DIONICA

/ 32

Project data

Title : REKONSTRUKCIJA ULICE DR. FRANJE TUĐMANA U ZADRU - 3. DIONICA
 Content : POTPORNI ZID 32
 Plan No. : 32

All total length of bar profiles axial length

B A R S C H E D U L E Steelgrade: 500S

Pos.	No.	d	Length	D8	D10	D12
1	31	12	2.62			81.22
2	18	12	6.23			112.14
3	16	12	6.67			106.72
4	31	12	3.24			100.44
5	61	10	5.43*		331.23	
6	27	10	5.92		159.84	
7	24	10	0.93		22.32	
8	31	10	3.71*		115.01	
9	31	12	2.81			87.11
10	15	8	1.00	15.00		
11	12	10	1.21		14.52	

* = in average

Total lengths		15.00	642.92	487.63
kg / m		D8 0.395	D10 0.617	D12 0.888
kg / d		5.925	396.682	433.015

Total weight (kg)		835.622		

Project: 2013 REKONSTRUKCIJA ULICE DR. FRANJE TUĐMANA U ZADRU - 3. DIONICA

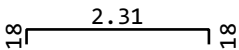
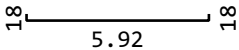
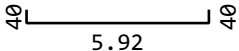

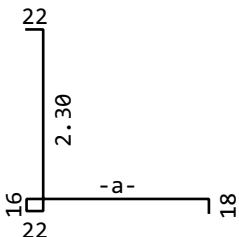
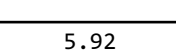
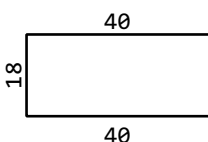
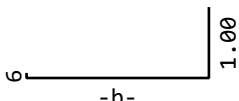
/ 32

Project data

Title : REKONSTRUKCIJA ULICE DR. FRANJE TUĐMANA U ZADRU - 3. DIONICA

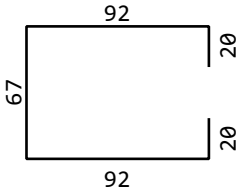
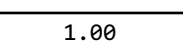
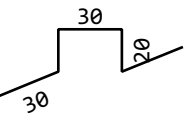
Content : POTPORNI ZID 32

Plan No. : 32

B E N D I N G S C H E D U L E Steelgrade: 500S																																																	
Pos.	No.	d	Length	dbr ds	Type	shape code	Tot.L	Weight kg																																									
1	31	12	2.62	4	A1		81.22	72.123																																									
2	18	12	6.23	4	A1		112.14	99.580																																									
3	16	12	6.67	4	A1		106.72	94.767																																									
4	31	12	3.24	4	A1		100.44	89.191																																									
5	61	10	--	4	A4	 <table border="1"> <thead> <tr> <th>Pos.</th> <th>No.</th> <th>Length</th> <th>-a-</th> </tr> </thead> <tbody> <tr><td>1</td><td>4</td><td>5.39</td><td>2.31</td></tr> <tr><td>2</td><td>8</td><td>5.40</td><td>2.32</td></tr> <tr><td>3</td><td>7</td><td>5.41</td><td>2.33</td></tr> <tr><td>4</td><td>8</td><td>5.42</td><td>2.34</td></tr> <tr><td>5</td><td>7</td><td>5.43</td><td>2.35</td></tr> <tr><td>6</td><td>8</td><td>5.44</td><td>2.36</td></tr> <tr><td>7</td><td>7</td><td>5.45</td><td>2.37</td></tr> <tr><td>8</td><td>8</td><td>5.46</td><td>2.38</td></tr> <tr><td>9</td><td>4</td><td>5.47</td><td>2.39</td></tr> </tbody> </table>	Pos.	No.	Length	-a-	1	4	5.39	2.31	2	8	5.40	2.32	3	7	5.41	2.33	4	8	5.42	2.34	5	7	5.43	2.35	6	8	5.44	2.36	7	7	5.45	2.37	8	8	5.46	2.38	9	4	5.47	2.39	331.23	204.369	
Pos.	No.	Length	-a-																																														
1	4	5.39	2.31																																														
2	8	5.40	2.32																																														
3	7	5.41	2.33																																														
4	8	5.42	2.34																																														
5	7	5.43	2.35																																														
6	8	5.44	2.36																																														
7	7	5.45	2.37																																														
8	8	5.46	2.38																																														
9	4	5.47	2.39																																														
6	27	10	5.92	4	A1		159.84	98.621																																									
7	24	10	0.93	4	A3		22.32	13.771																																									
8	31	10	--	4	A3	 <table border="1"> <thead> <tr> <th>Pos.</th> <th>No.</th> <th>Length</th> <th>-b-</th> </tr> </thead> <tbody> <tr><td>1</td><td>2</td><td>3.67</td><td>2.61</td></tr> <tr><td>2</td><td>4</td><td>3.68</td><td>2.62</td></tr> <tr><td>3</td><td>4</td><td>3.69</td><td>2.63</td></tr> <tr><td>4</td><td>4</td><td>3.70</td><td>2.64</td></tr> <tr><td>5</td><td>3</td><td>3.71</td><td>2.65</td></tr> <tr><td>6</td><td>4</td><td>3.72</td><td>2.66</td></tr> <tr><td>7</td><td>4</td><td>3.73</td><td>2.67</td></tr> <tr><td>8</td><td>4</td><td>3.74</td><td>2.68</td></tr> <tr><td>9</td><td>2</td><td>3.75</td><td>2.69</td></tr> </tbody> </table>	Pos.	No.	Length	-b-	1	2	3.67	2.61	2	4	3.68	2.62	3	4	3.69	2.63	4	4	3.70	2.64	5	3	3.71	2.65	6	4	3.72	2.66	7	4	3.73	2.67	8	4	3.74	2.68	9	2	3.75	2.69	115.01	70.961	
Pos.	No.	Length	-b-																																														
1	2	3.67	2.61																																														
2	4	3.68	2.62																																														
3	4	3.69	2.63																																														
4	4	3.70	2.64																																														
5	3	3.71	2.65																																														
6	4	3.72	2.66																																														
7	4	3.73	2.67																																														
8	4	3.74	2.68																																														
9	2	3.75	2.69																																														

Project: 2013 REKONSTRUKCIJA ULICE DR. FRANJE TUĐMANA U ZADRU - 3. DIONICA

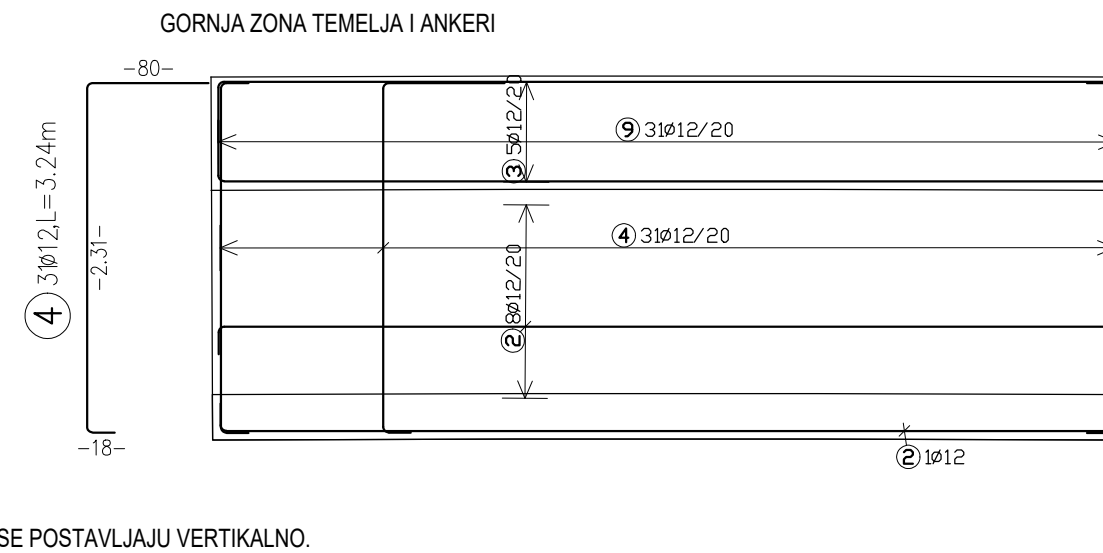
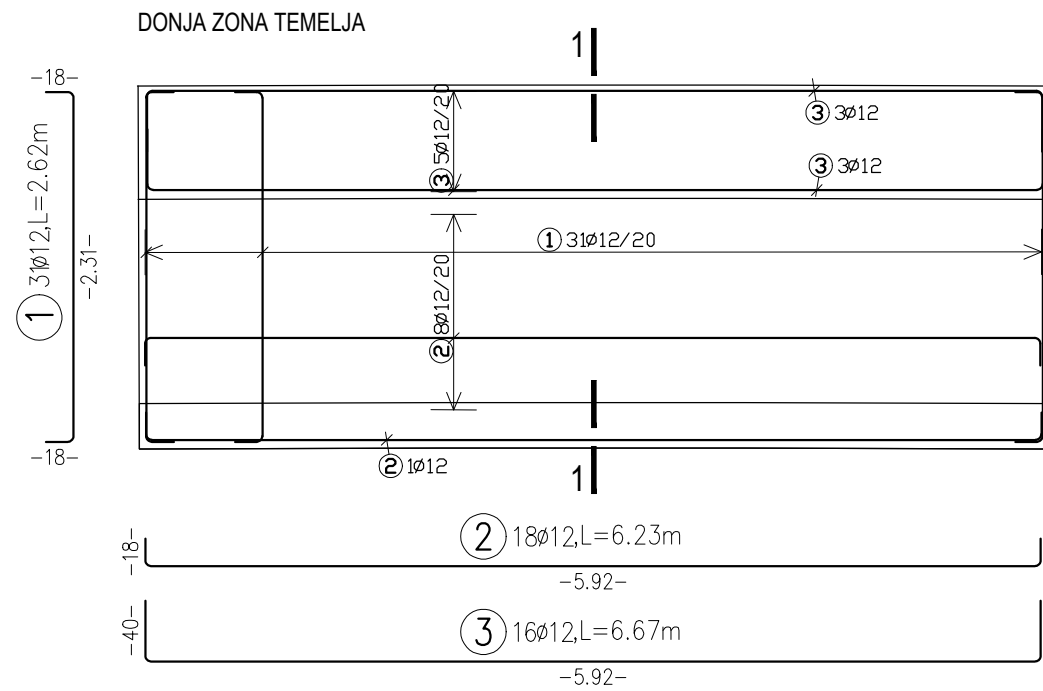
/ 32

B E N D I N G S C H E D U L E Steelgrade: 500S								
Pos.	No.	d	Length	dbr. ds	Type	shape code	Tot.L	Weight kg
9	31	12	2.81	4	A3		87.11	77.354
10	15	8	1.00	4	A1		15.00	5.925
11	12	10	1.21	4	D2		14.52	8.959

Total weight (kg) 835.622

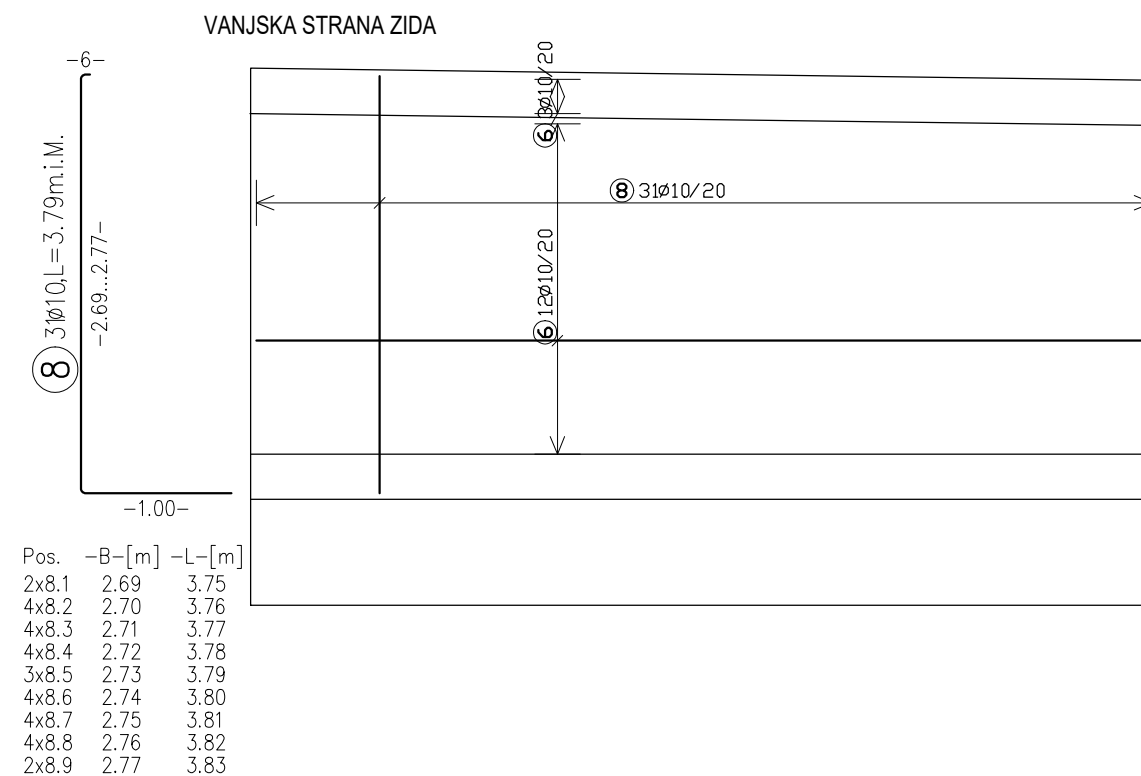
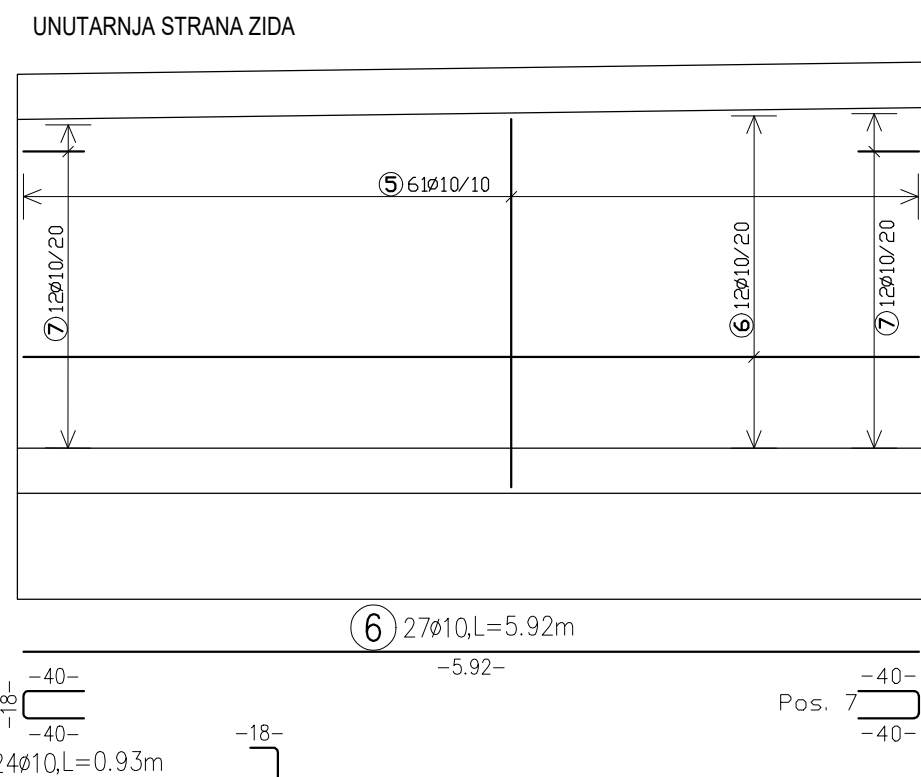
REKONSTRUKCIJA ULICE DR. FRANJE TUĐMANA U ZADRU - 3. DIONICA (od stac. 0+781,18 do stac. 1+244,65)

ARMATURA POTPORNOG ZIDA 33
1:50
c=4 cm
B500B, C35/45

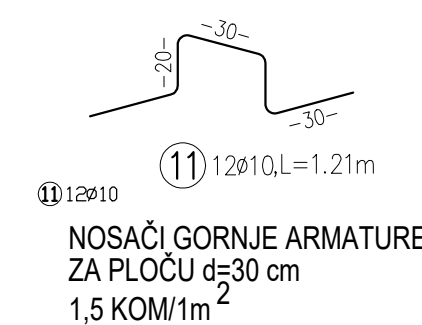
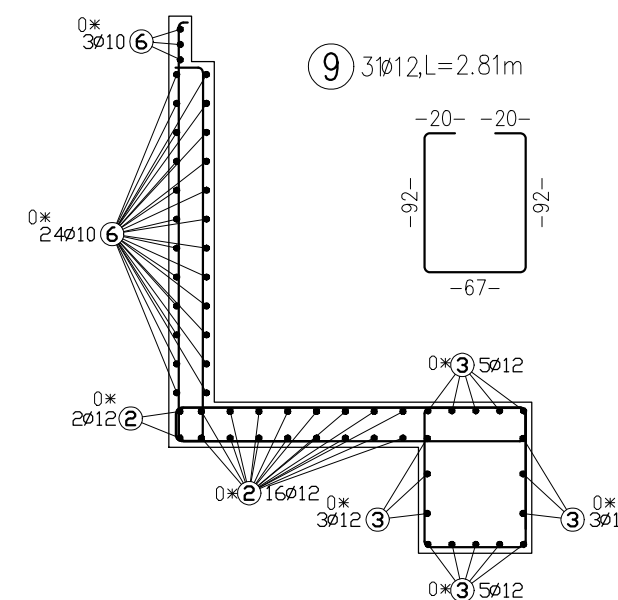


Pos.	No.	d	Length	D8	D10	D12
1	31	12	2.62			81.22
2	18	12	6.23			112.14
3	16	12	6.67			106.72
4	31	12	3.24			100.44
5	61	10	5.51*		336.11	
6	27	10	5.92		159.84	
7	24	10	0.93		22.32	
8	31	10	3.79*		117.49	
9	31	12	2.81			87.11
10	15	8	1.00	15.00		
11	12	10	1.21		14.52	
* = in average						
Total lengths				15.00	650.28	487.63
kg / m				D8 0.395	D10 0.617	D12 0.888
kg / d				5.925	401.223	433.015
Total weight (kg)				840.163		

KUKE SE POSTAVLJAJU VERTIKALNO.



PRESJEK 1-1



POTREBNO JE IZVESTI BARBAKANE PROMJERA ϕ 120.00mm. IZVODE SE NA 20.0cm IZNAD KOTE PROJEKTIRANOG GOTOVO UREĐENOG TERENA. BARBAKANE U KONTRAFORAMA SE IZVODE 5cm OD RUBA ZIDA.

POTPORNI ZID IZVODI SE NA STIJENI.

D&Z	D&Z d.o.o. PROJECTING - CONSULTING - ENGINEERING Jerolima Vidulića 7, Zadar, tel:023/22 08 60 E - mail: info@d-and-z.hr	INVESTITOR	GRAD ZADAR Narodni trg 1, 23000 Zadar
	PROJEKTANT	ANTE UGLEŠIĆ dipl.ing.građ. <i>Ante Uglešić</i>	GRADEVINA
PROJEKTANT SURADNIK	NIKOLINA UGLEŠIĆ mag.ing.aedif. <i>N. Uglešić</i>	SASTAV CRTEŽA	ARMATURA POTPORNOG ZIDA 33
SURADNIK		FAZA	izvedbeni
		ZAJEDNIČKA OZNAKA	I.O. 11704-3
		MJERILO	1:50
		TEHNIČKI DNEVNIK	2013
		DATUM	lipanj 2020.
		BROJ NACRTA	33

Project: 2013 REKONSTRUKCIJA ULICE DR. FRANJE TUĐMANA U ZADRU – 3. DIONICA

/ 33

Project data

Title : REKONSTRUKCIJA ULICE DR. FRANJE TUĐMANA U ZADRU – 3. DIONICA

Content : POTPORNI ZID 33

Plan No. : 33

All total length of bar profiles axial length

B A R S C H E D U L E Steelgrade: 500S

Pos.	No.	d	Length	D8	D10	D12
1	31	12	2.62			81.22
2	18	12	6.23			112.14
3	16	12	6.67			106.72
4	31	12	3.24			100.44
5	61	10	5.51*		336.11	
6	27	10	5.92		159.84	
7	24	10	0.93		22.32	
8	31	10	3.79*		117.49	
9	31	12	2.81			87.11
10	15	8	1.00	15.00		
11	12	10	1.21		14.52	

* = in average

Total lengths		15.00	650.28	487.63
kg / m		D8 0.395	D10 0.617	D12 0.888
kg / d		5.925	401.223	433.015

Total weight (kg)		840.163		

Project: 2013 REKONSTRUKCIJA ULICE DR. FRANJE TUĐMANA U ZADRU – 3. DIONICA

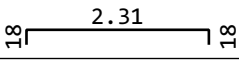
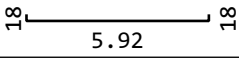
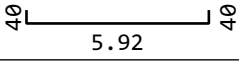
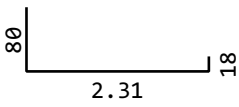
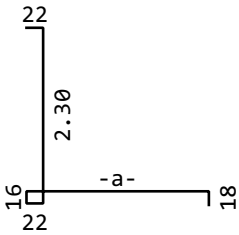
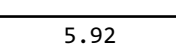
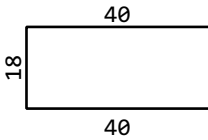
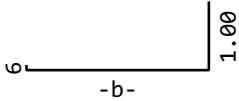
/ 33

Project data

Title : REKONSTRUKCIJA ULICE DR. FRANJE TUĐMANA U ZADRU – 3. DIONICA

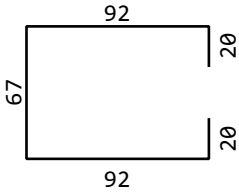
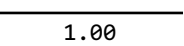
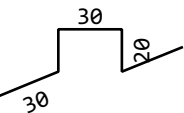
Content : POTPORNI ZID 33

Plan No. : 33

B E N D I N G S C H E D U L E Steelgrade: 500S									
Pos.	No.	d	Length	dbr ds	Type	shape code	Tot.L	Weight kg	
1	31	12	2.62	4	A1		81.22	72.123	
2	18	12	6.23	4	A1		112.14	99.580	
3	16	12	6.67	4	A1		106.72	94.767	
4	31	12	3.24	4	A1		100.44	89.191	
5	61	10	--	4	A4	 Pos. No. Length -a- 1 4 5.47 2.39 2 8 5.48 2.40 3 7 5.49 2.41 4 8 5.50 2.42 5 7 5.51 2.43 6 8 5.52 2.44 7 7 5.53 2.45 8 8 5.54 2.46 9 4 5.55 2.47	336.11	207.380	
6	27	10	5.92	4	A1		159.84	98.621	
7	24	10	0.93	4	A3		22.32	13.771	
8	31	10	--	4	A3	 Pos. No. Length -b- 1 2 3.75 2.69 2 4 3.76 2.70 3 4 3.77 2.71 4 4 3.78 2.72 5 3 3.79 2.73 6 4 3.80 2.74 7 4 3.81 2.75 8 4 3.82 2.76 9 2 3.83 2.77	117.49	72.491	

Project: 2013 REKONSTRUKCIJA ULICE DR. FRANJE TUĐMANA U ZADRU - 3. DIONICA

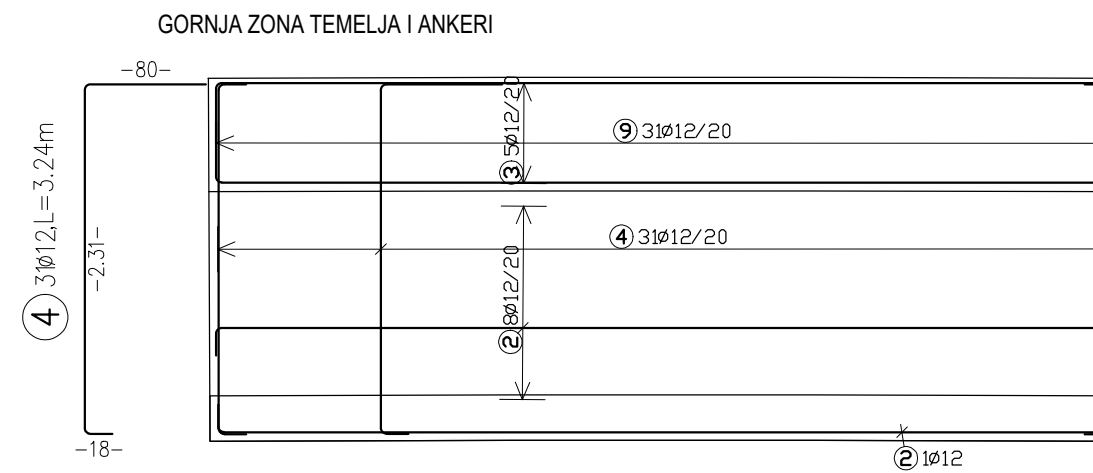
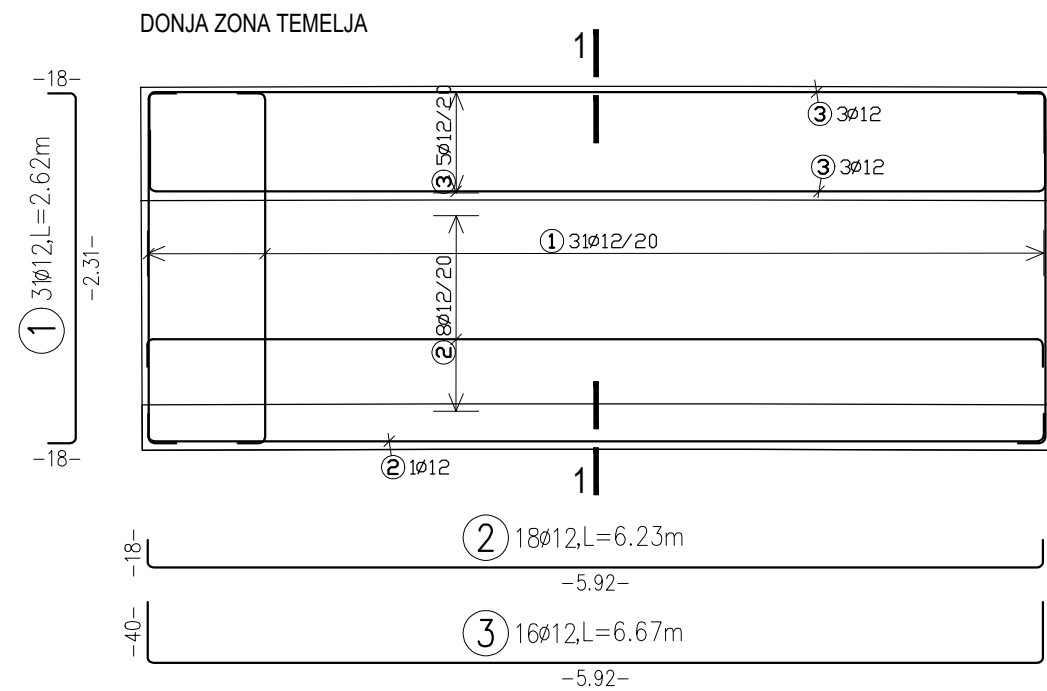
/ 33

B E N D I N G S C H E D U L E Steelgrade: 500S								
Pos.	No.	d	Length	dbr. ds	Type	shape code	Tot.L	Weight kg
9	31	12	2.81	4	A3		87.11	77.354
10	15	8	1.00	4	A1		15.00	5.925
11	12	10	1.21	4	D2		14.52	8.959

Total weight (kg) 840.163

REKONSTRUKCIJA ULICE DR. FRANJE TUĐMANA U ZADRU - 3. DIONICA (od stac. 0+781,18 do stac. 1+244,65)

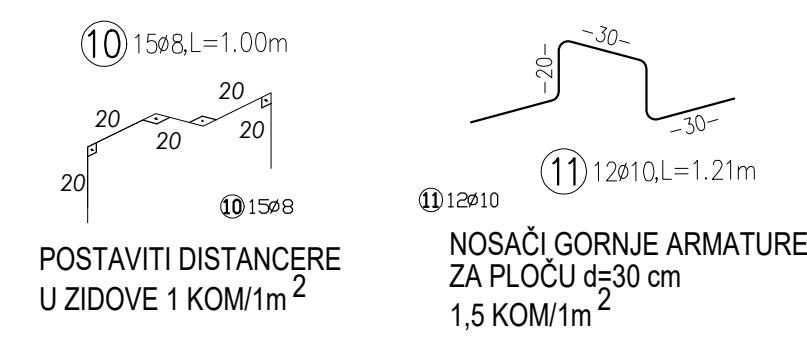
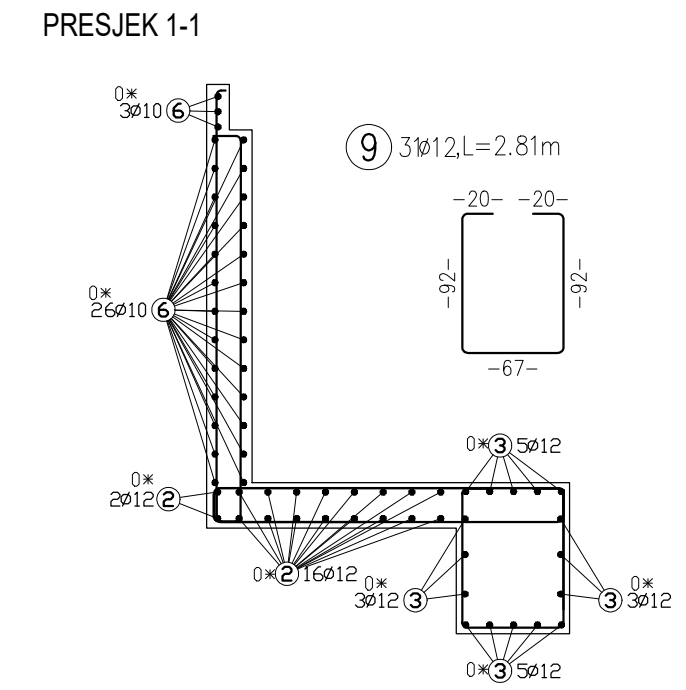
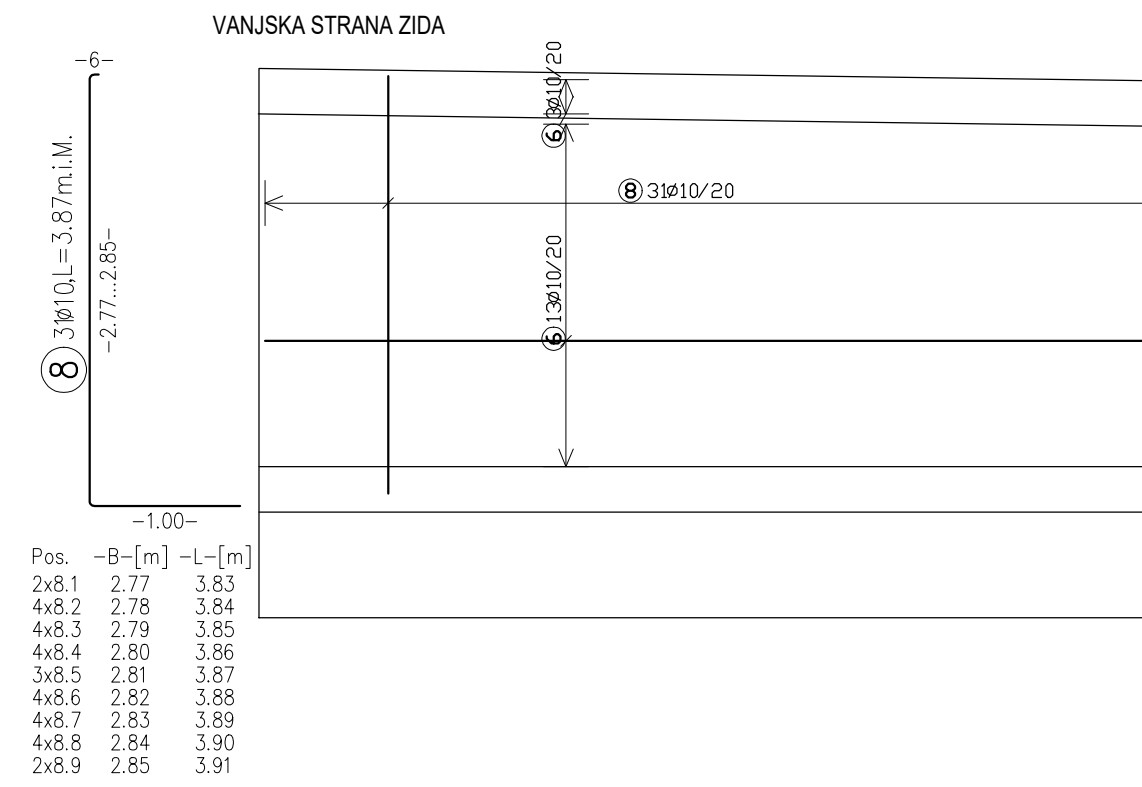
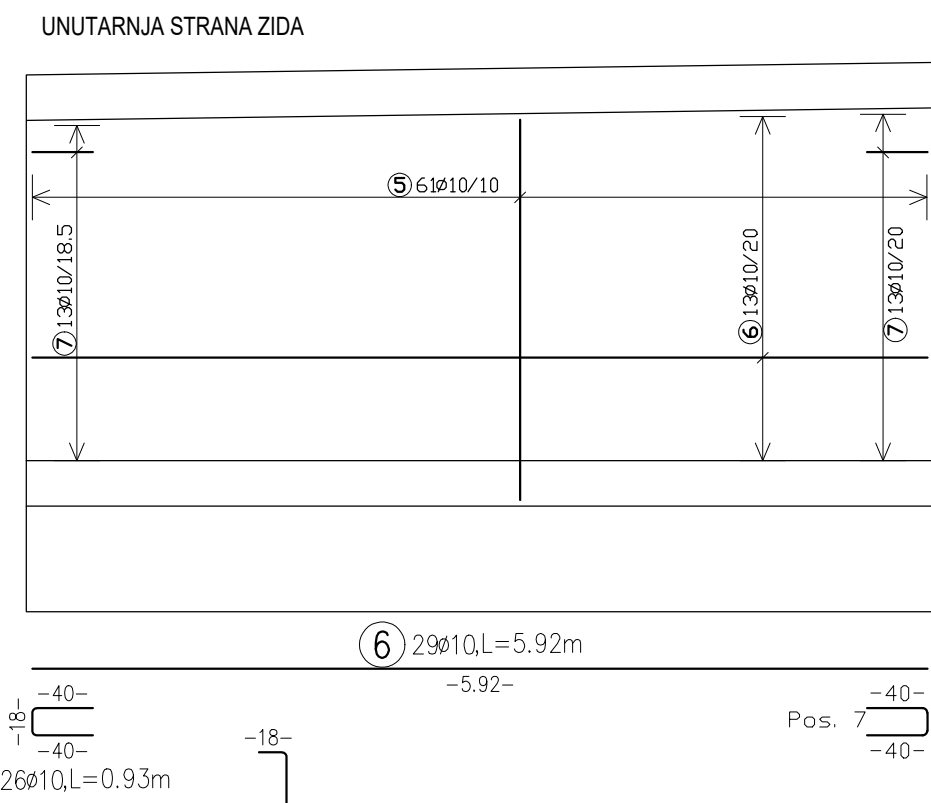
ARMATURA POTPORNOG ZIDA 34
1:50
c=4 cm
B500B, C35/45



KUKE SE POSTAVLJAJU VERTIKALNO.

BAR SCHEDULE Steelgrade: 500S

Pos.	No.	d	Length	D8	D10	D12
1	31	12	2.62			81.22
2	18	12	6.23			112.14
3	16	12	6.67			106.72
4	31	12	3.24			100.44
5	61	10	5.59*		340.99	
6	29	10	5.92		171.68	
7	26	10	0.93		24.18	
8	31	10	3.87*		119.97	
9	31	12	2.81			87.11
10	15	8	1.00	15.00		
11	12	10	1.21		14.52	
* = in average						
Total lengths				15.00	671.34	487.63
kg / m				D8 0.395	D10 0.617	D12 0.888
kg / d				5.925	414.217	433.015
Total weight (kg)				853.157		



POTREBNO JE IZVESTI BARBAKANE PROMJERA Ø120.00mm. IZVODE SE NA 20.0cm IZNAD KOTE PROJEKTIRANOG GOTOVO UREĐENOG TERENA. BARBAKANE U KONTRAFORAMA SE IZVODE 5cm OD RUBA ZIDA.

POTPORNI ZID IZVODI SE NA STIJENI.

	D&Z d.o.o. PROJECTING - CONSULTING - ENGINEERING Jerolima Vidulića 7, Zadar, tel:023/22 08 60 E - mail: info@d-and-z.hr	INVESTITOR	GRAD ZADAR Narodni trg 1, 23000 Zadar
		GRABEVINA	REKONSTRUKCIJA ULICE DR. FRANJE TUĐMANA U ZADRU - 3. DIONICA
PROJEKTANT	ANTE UGLEŠIĆ dipl.ing.građ. <i>Ante Uglešić</i>	SASTAV CRTEŽA	ARMATURA POTPORNOG ZIDA 34
PROJEKTANT SURADNIK	NIKOLINA UGLEŠIĆ mag.ing.aedif. <i>N. Uglešić</i>	FAZA	izvedbeni
SURADNIK		MJERILO	1:50
		DATUM	lipanj 2020.
		ZAJEDNIČKA OZNAKA	I.O. 11704-3
		TEHNIČKI DNEVNIK	2013
		BROJ NACRTA	34

Project: 2013 REKONSTRUKCIJA ULICE DR. FRANJE TUĐMANA U ZADRU - 3. DIONICA

/ 34

Project data

Title : REKONSTRUKCIJA ULICE DR. FRANJE TUĐMANA U ZADRU - 3. DIONICA

Content : POTPORNI ZID 34

Plan No. : 34

All total length of bar profiles axial length

B A R S C H E D U L E Steelgrade: 500S

Pos.	No.	d	Length	D8	D10	D12
1	31	12	2.62			81.22
2	18	12	6.23			112.14
3	16	12	6.67			106.72
4	31	12	3.24			100.44
5	61	10	5.59*		340.99	
6	29	10	5.92		171.68	
7	26	10	0.93		24.18	
8	31	10	3.87*		119.97	
9	31	12	2.81			87.11
10	15	8	1.00	15.00		
11	12	10	1.21		14.52	

* = in average

Total lengths		15.00	671.34	487.63
kg / m		D8 0.395	D10 0.617	D12 0.888
kg / d		5.925	414.217	433.015

Total weight (kg)		853.157		

Project: 2013 REKONSTRUKCIJA ULICE DR. FRANJE TUĐMANA U ZADRU - 3. DIONICA

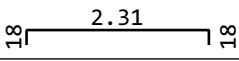
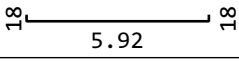
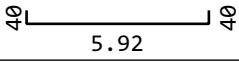
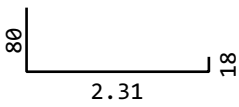
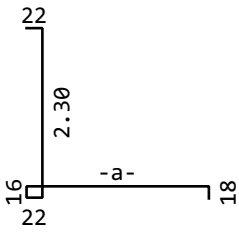
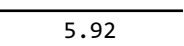
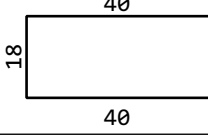
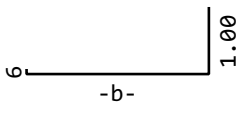
/ 34

Project data

Title : REKONSTRUKCIJA ULICE DR. FRANJE TUĐMANA U ZADRU - 3. DIONICA

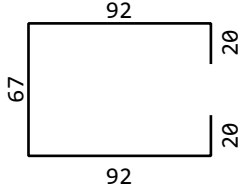
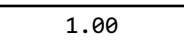
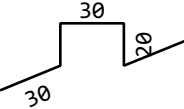
Content : POTPORNI ZID 34

Plan No. : 34

B E N D I N G S C H E D U L E Steelgrade: 500S																																							
Pos.	No.	d	Length	dbr ds	Type	shape code	Tot.L	Weight kg																															
1	31	12	2.62	4	A1		81.22	72.123																															
2	18	12	6.23	4	A1		112.14	99.580																															
3	16	12	6.67	4	A1		106.72	94.767																															
4	31	12	3.24	4	A1		100.44	89.191																															
5	61	10	--	4	A4	 <table border="1" data-bbox="550 1153 805 1400"> <thead> <tr> <th>Pos. No.</th> <th>Length</th> <th>-a-</th> </tr> </thead> <tbody> <tr><td>1</td><td>4</td><td>5.55</td></tr> <tr><td>2</td><td>8</td><td>5.56</td></tr> <tr><td>3</td><td>7</td><td>5.57</td></tr> <tr><td>4</td><td>8</td><td>5.58</td></tr> <tr><td>5</td><td>7</td><td>5.59</td></tr> <tr><td>6</td><td>8</td><td>5.60</td></tr> <tr><td>7</td><td>7</td><td>5.61</td></tr> <tr><td>8</td><td>8</td><td>5.62</td></tr> <tr><td>9</td><td>4</td><td>5.63</td></tr> </tbody> </table>	Pos. No.	Length	-a-	1	4	5.55	2	8	5.56	3	7	5.57	4	8	5.58	5	7	5.59	6	8	5.60	7	7	5.61	8	8	5.62	9	4	5.63	340.99	210.391	
Pos. No.	Length	-a-																																					
1	4	5.55																																					
2	8	5.56																																					
3	7	5.57																																					
4	8	5.58																																					
5	7	5.59																																					
6	8	5.60																																					
7	7	5.61																																					
8	8	5.62																																					
9	4	5.63																																					
6	29	10	5.92	4	A1		171.68	105.927																															
7	26	10	0.93	4	A3		24.18	14.919																															
8	31	10	--	4	A3	 <table border="1" data-bbox="550 1780 805 2027"> <thead> <tr> <th>Pos. No.</th> <th>Length</th> <th>-b-</th> </tr> </thead> <tbody> <tr><td>1</td><td>2</td><td>3.83</td></tr> <tr><td>2</td><td>4</td><td>3.84</td></tr> <tr><td>3</td><td>4</td><td>3.85</td></tr> <tr><td>4</td><td>4</td><td>3.86</td></tr> <tr><td>5</td><td>3</td><td>3.87</td></tr> <tr><td>6</td><td>4</td><td>3.88</td></tr> <tr><td>7</td><td>4</td><td>3.89</td></tr> <tr><td>8</td><td>4</td><td>3.90</td></tr> <tr><td>9</td><td>2</td><td>3.91</td></tr> </tbody> </table>	Pos. No.	Length	-b-	1	2	3.83	2	4	3.84	3	4	3.85	4	4	3.86	5	3	3.87	6	4	3.88	7	4	3.89	8	4	3.90	9	2	3.91	119.97	74.021	
Pos. No.	Length	-b-																																					
1	2	3.83																																					
2	4	3.84																																					
3	4	3.85																																					
4	4	3.86																																					
5	3	3.87																																					
6	4	3.88																																					
7	4	3.89																																					
8	4	3.90																																					
9	2	3.91																																					

Project: 2013 REKONSTRUKCIJA ULICE DR. FRANJE TUĐMANA U ZADRU - 3. DIONICA

/ 34

B E N D I N G S C H E D U L E Steelgrade: 500S								
Pos.	No.	d	Length	dbr. ds	Type	shape code	Tot.L	Weight kg
9	31	12	2.81	4	A3		87.11	77.354
10	15	8	1.00	4	A1		15.00	5.925
11	12	10	1.21	4	D2		14.52	8.959

Total weight (kg) 853.157

REKONSTRUKCIJA ULICE DR. FRANJE TUĐMANA U ZADRU - 3. DIONICA (od stac. 0+781,18 do stac. 1+244,65)

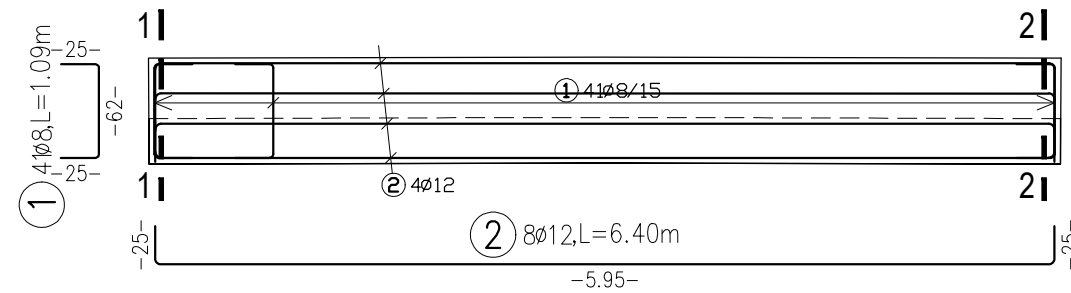
ARMATURA POTPORNOG ZIDA 35

1:50

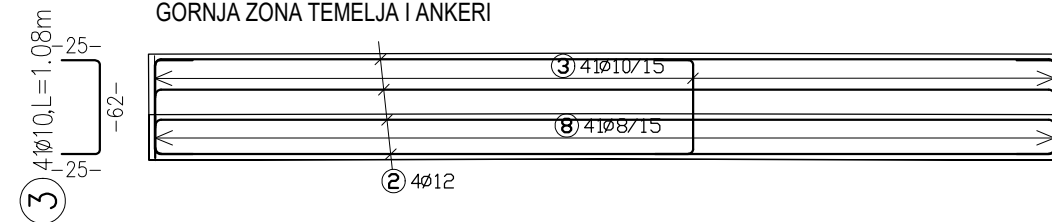
c=4 cm

B500B, C35/45

DONJA ZONA TEMELJA

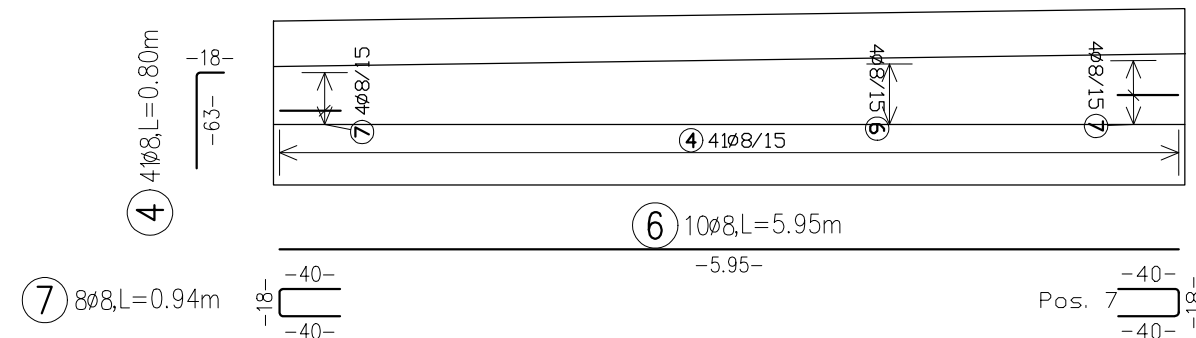


GORNJA ZONA TEMELJA I ANKERI

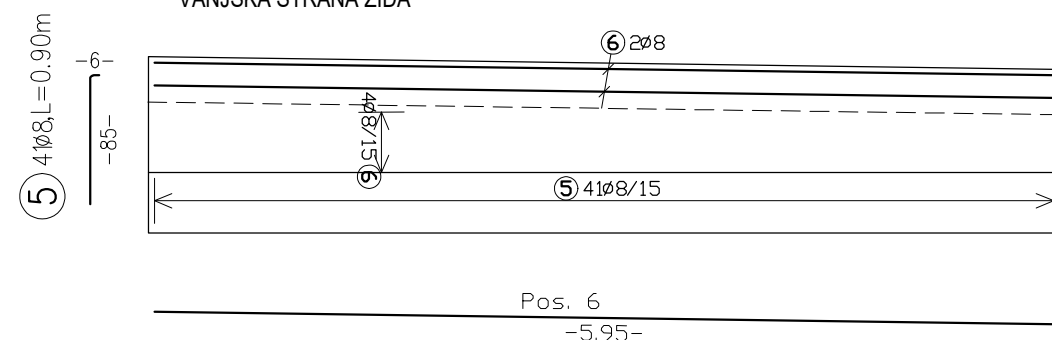


KUKE SE POSTAVLJAJU VERTIKALNO.

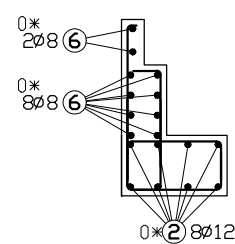
UNUTARNJA STRANA ZIDA



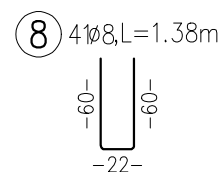
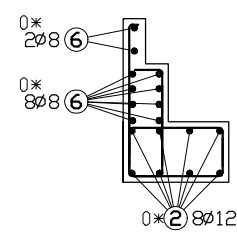
VANJSKA STRANA ZIDA



PRESJEK 1-1



PRESJEK 2-2



B A R S C H E D U L E Steelgrade: 500S						
Pos.	No.	d	Length	D8	D10	D12
1	41	8	1.09	44.69		
2	8	12	6.40			51.20
3	41	10	1.08		44.28	
4	41	8	0.80	32.80		
5	41	8	0.90	36.90		
6	10	8	5.95	59.50		
7	8	8	0.94	7.52		
8	41	8	1.38	56.58		
Total lengths				237.99	44.28	51.20
kg / m				D8 0.395	D10 0.617	D12 0.888
kg / d				94.006	27.321	45.466
Total weight (kg)				166.793		

POTREBNO JE IZVESTI BARBAKANE PROMJERA Ø120.00mm. IZVODE SE NA 20.0cm IZNAD KOTE PROJEKTIRANOG GOTOVO UREĐENOG TERENA. BARBAKANE U KONTRAFORAMA SE IZVODE 5cm OD RUBA ZIDA.

POTPORNI ZID IZVODI SE NA NASIPU.

	D&Z d.o.o. PROJECTING - CONSULTING - ENGINEERING Jerolima Vidulića 7, Zadar, tel:023/22 08 60 E - mail: info@d-and-z.hr	INVESTITOR	GRAD ZADAR Narodni trg 1, 23000 Zadar
		GRADEVINA	REKONSTRUKCIJA ULICE DR. FRANJE TUĐMANA U ZADRU - 3. DIONICA
PROJEKTANT	ANTE UGLEŠIĆ dipl.ing.grad. <i>Ante Uglešić</i>	SASTAV CRTEŽA	ARMATURA POTPORNOG ZIDA 35
PROJEKTANT SURADNIK	NIKOLINA UGLEŠIĆ mag.ing.aedif. <i>N. Uglešić</i>	FAZA	izvedbeni
SURADNIK		MJERILO	1:50
		DATUM	lipanj 2020.
		ZAJEDNIČKA OZNAKA	I.O. 11704-3
		TEHNIČKI DNEVNIK	2013
		BROJ NACRTA	35

Project: 2013 REKONSTRUKCIJA ULICE DR. FRANJE TUĐMANA U ZADRU – 3. DIONICA

/ 35

Project data

Title : REKONSTRUKCIJA ULICE DR. FRANJE TUĐMANA U ZADRU – 3. DIONICA

Content : POTPORNI ZID 35

Plan No. : 35

All total length of bar profiles axial length

B A R S C H E D U L E Steelgrade: 500S

Pos.	No.	d	Length	D8	D10	D12
1	41	8	1.09	44.69		
2	8	12	6.40			51.20
3	41	10	1.08		44.28	
4	41	8	0.80	32.80		
5	41	8	0.90	36.90		
6	10	8	5.95	59.50		
7	8	8	0.94	7.52		
8	41	8	1.38	56.58		

Total lengths			237.99	44.28	51.20
kg / m			D8 0.395	D10 0.617	D12 0.888
kg / d			94.006	27.321	45.466

Total weight (kg) 166.793

Project: 2013 REKONSTRUKCIJA ULICE DR. FRANJE TUĐMANA U ZADRU - 3. DIONICA

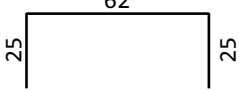
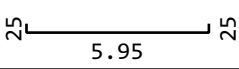
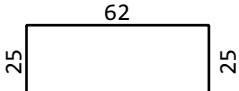
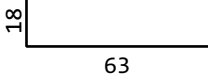
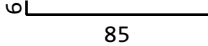
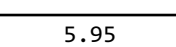
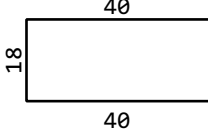
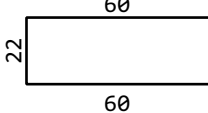
/ 35

Project data

Title : REKONSTRUKCIJA ULICE DR. FRANJE TUĐMANA U ZADRU - 3. DIONICA

Content : POTPORNI ZID 35

Plan No. : 35

B E N D I N G S C H E D U L E Steelgrade: 500S								
Pos.	No.	d	Length	dbr ds	Type	shape code	Tot.L	Weight kg
1	41	8	1.09	4	A1		44.69	17.653
2	8	12	6.40	4	A1		51.20	45.466
3	41	10	1.08	4	A1		44.28	27.321
4	41	8	0.80	4	A1		32.80	12.956
5	41	8	0.90	4	A2		36.90	14.576
6	10	8	5.95	4	A1		59.50	23.503
7	8	8	0.94	4	A3		7.52	2.970
8	41	8	1.38	4	A3		56.58	22.349

Total weight (kg) 166.792

REKONSTRUKCIJA ULICE DR. FRANJE TUĐMANA U ZADRU - 3. DIONICA (od stac. 0+781,18 do stac. 1+244,65)

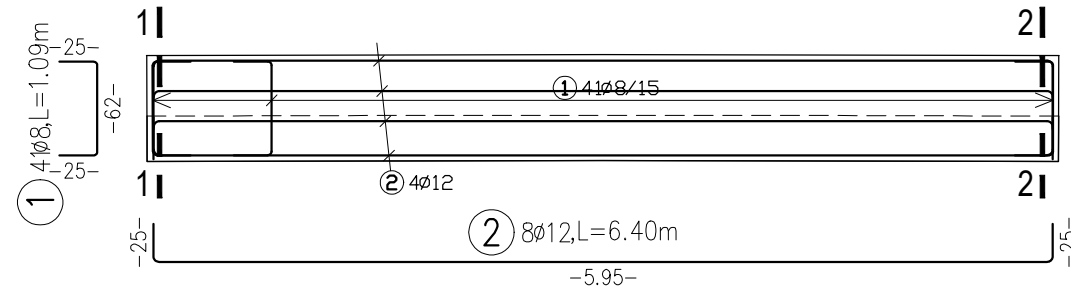
ARMATURA POTPORNOG ZIDA 36

1:50

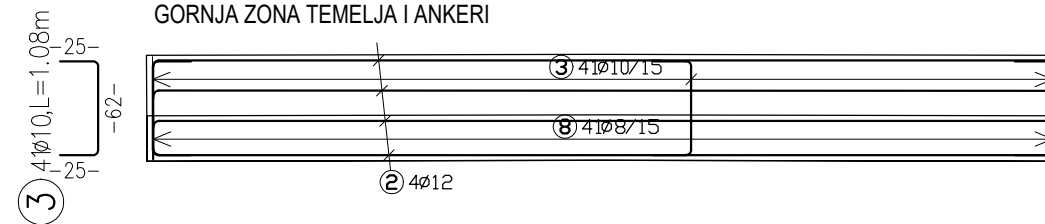
c=4 cm

B500B, C35/45

DONJA ZONA TEMELJA

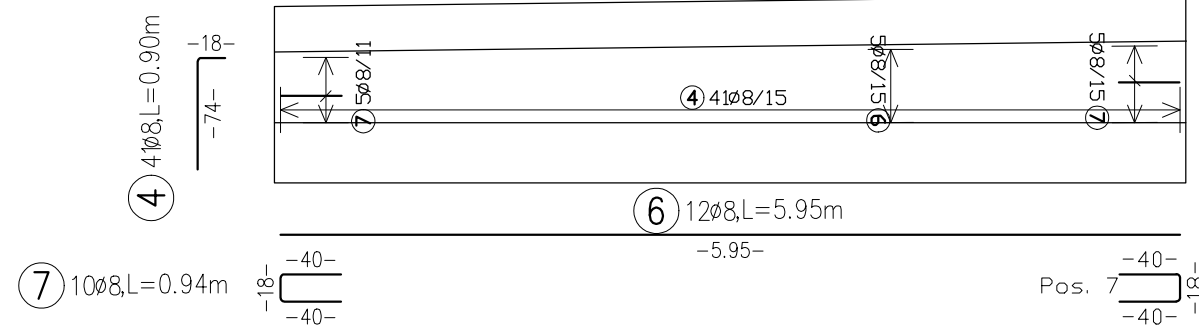


GORNJA ZONA TEMELJA I ANKERI

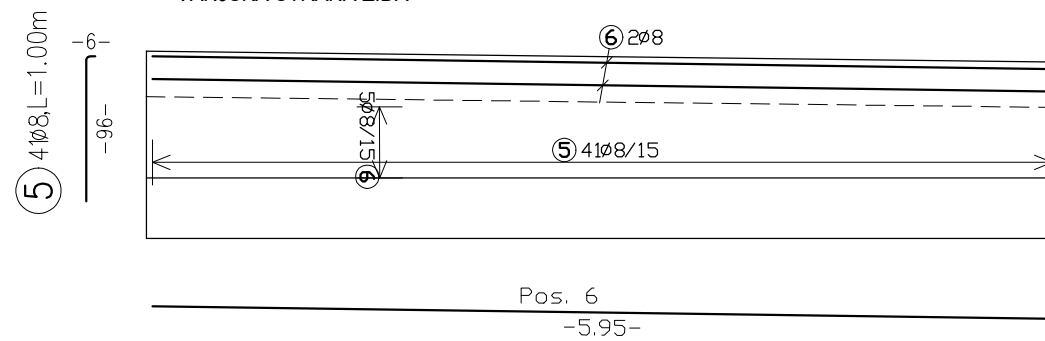


KUKE SE POSTAVLJAJU VERTIKALNO.

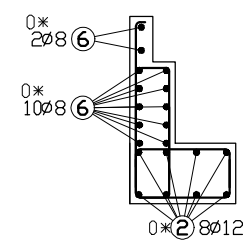
UNUTARNJA STRANA ZIDA



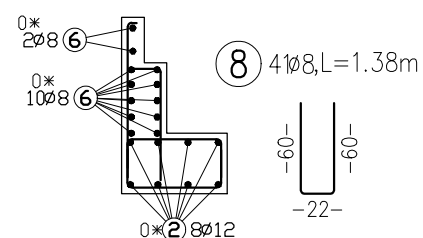
VANJSKA STRANA ZIDA



PRESJEK 1-1



PRESJEK 2-2



BAR SCHEDULE Steel grade: 500S						
Pos.	No.	d	Length	D8	D10	D12
1	41	8	1.09	44.69		
2	8	12	6.40			
3	41	10	1.08		44.28	51.20
4	41	8	0.90	36.90		
5	41	8	1.00	41.00		
6	12	8	5.95	71.40		
7	10	8	0.94	9.40		
8	41	8	1.38	56.58		
Total lengths				259.97	44.28	51.20
kg / m				D8 0.395	D10 0.617	D12 0.888
kg / d				102.688	27.321	45.466
Total weight (kg)				175.475		

POTREBNO JE IZVESTI BARBAKANE PROMJERA Ø120.00mm. IZVODE SE NA 20.0cm IZNAD KOTE PROJEKTIRANOG GOTOVO UREĐENOG TERENA. BARBAKANE U KONTRAFORAMA SE IZVODE 5cm OD RUBA ZIDA.

POTPORNI ZID IZVODI SE NA NASIPU.

	D&Z d.o.o. PROJECTING - CONSULTING - ENGINEERING Jerolima Vidulića 7, Zadar, tel:023/22 08 60 E - mail: info@d-and-z.hr	INVESTITOR	GRAD ZADAR Narodni trg 1, 23000 Zadar
		GRADEVINA	REKONSTRUKCIJA ULICE DR. FRANJE TUĐMANA U ZADRU - 3. DIONICA
PROJEKTANT	ANTE UGLEŠIĆ dipl.ing.grad. <i>Ante Uglešić</i>	SASTAV CRTEŽA	ARMATURA POTPORNOG ZIDA 36
PROJEKTANT SURADNIK	NIKOLINA UGLEŠIĆ mag.ing.aedif. <i>N. Uglešić</i>	FAZA	izvedbeni
SURADNIK		MJERILO	1:50
		DATUM	lipanj 2020.
		ZAJEDNIČKA OZNAKA	I.O. 11704-3
		TEHNIČKI DNEVNIK	2013
		BROJ NACRTA	36

Project: 2013 REKONSTRUKCIJA ULICE DR. FRANJE TUĐMANA U ZADRU – 3. DIONICA

/ 36

Project data

Title : REKONSTRUKCIJA ULICE DR. FRANJE TUĐMANA U ZADRU – 3. DIONICA

Content : POTPORNI ZID 36

Plan No. : 36

All total length of bar profiles axial length

B A R S C H E D U L E Steelgrade: 500S

Pos.	No.	d	Length	D8	D10	D12
1	41	8	1.09	44.69		
2	8	12	6.40			51.20
3	41	10	1.08		44.28	
4	41	8	0.90	36.90		
5	41	8	1.00	41.00		
6	12	8	5.95	71.40		
7	10	8	0.94	9.40		
8	41	8	1.38	56.58		

Total lengths			259.97	44.28	51.20
kg / m			D8 0.395	D10 0.617	D12 0.888
kg / d			102.688	27.321	45.466

Total weight (kg) 175.475

Project: 2013 REKONSTRUKCIJA ULICE DR. FRANJE TUĐMANA U ZADRU - 3. DIONICA

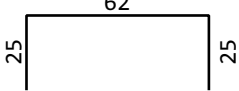
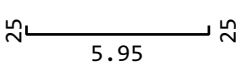
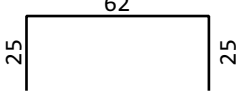
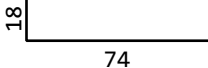
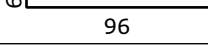
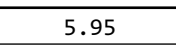


/ 36

Project data

Title : REKONSTRUKCIJA ULICE DR. FRANJE TUĐMANA U ZADRU - 3. DIONICA

Content : POTPORNI ZID 36

Plan No. : 36

B E N D I N G S C H E D U L E Steelgrade: 500S								
Pos.	No.	d	Length	dbr ds	Type	shape code	Tot.L	Weight kg
1	41	8	1.09	4	A1		44.69	17.653
2	8	12	6.40	4	A1		51.20	45.466
3	41	10	1.08	4	A1		44.28	27.321
4	41	8	0.90	4	A1		36.90	14.576
5	41	8	1.00	4	A2		41.00	16.195
6	12	8	5.95	4	A1		71.40	28.203
7	10	8	0.94	4	A3		9.40	3.713
8	41	8	1.38	4	A3		56.58	22.349

Total weight (kg) 175.475

REKONSTRUKCIJA ULICE DR. FRANJE TUĐMANA U ZADRU - 3. DIONICA (od stac. 0+781,18 do stac. 1+244,65)

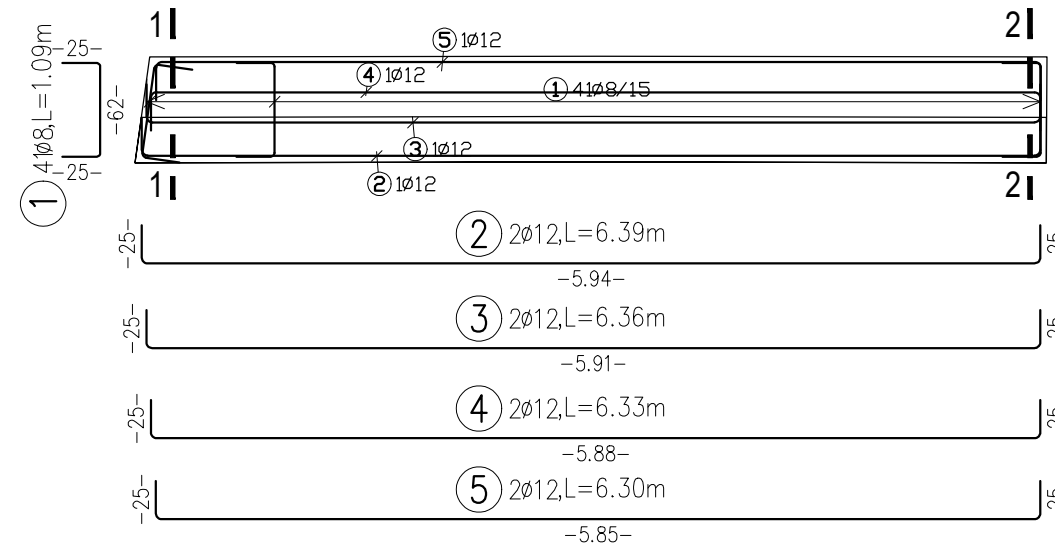
ARMATURA POTPORNOG ZIDA 37

1:50

c=4 cm


B500B, C35/45

DONJA ZONA TEMELJA

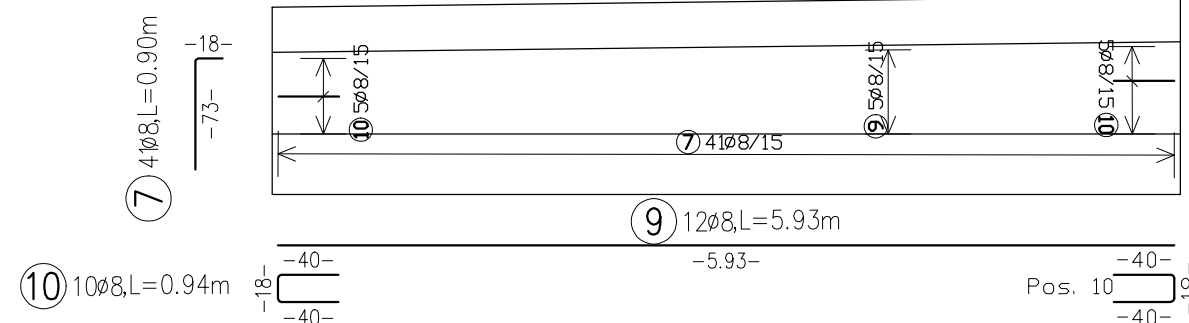


GORNJA ZONA TEMELJA I ANKERI

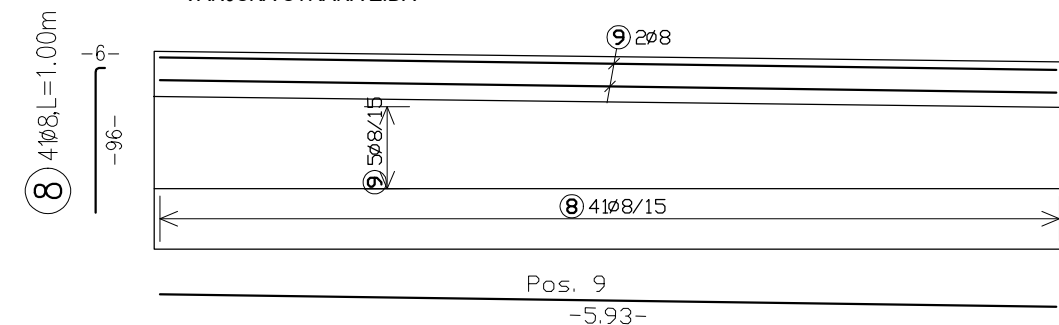
KUKE SE POSTAVLJAJU VERTIKALNO.



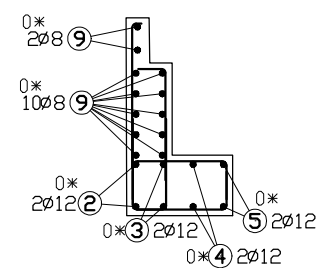
UNUTARNJA STRANA ZIDA



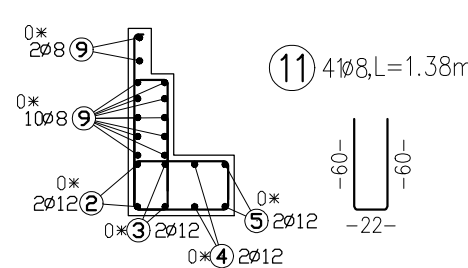
VANJSKA STRANA ZIDA



PRESJEK 1-1



PRESJEK 2-2



Pos.	BAR SCHEDULE		Steelgrade: 500S			
	No.	d	Length	D8	D10	D12
1	41	8	1.09	44.69		
2	2	12	6.39			12.78
3	2	12	6.36			12.72
4	2	12	6.33			12.66
5	2	12	6.30			12.60
6	41	10	1.08		44.28	
7	41	8	0.90	36.90		
8	41	8	1.00	41.00		
9	12	8	5.93	71.16		
10	10	8	0.94	9.40		
11	41	8	1.38	56.58		
Total lengths			259.73	44.28	50.76	
kg / m			D8 0.395	D10 0.617	D12 0.888	
kg / d			102.593	27.321	45.075	
Total weight (kg)			174.989			

POTREBNO JE IZVESTI BARBAKANE PROMJERA Ø120.00mm. IZVODE SE NA 20.0cm IZNAD KOTE PROJEKTIRANOG GOTOVO UREĐENOG TERENA. BARBAKANE U KONTRAFORAMA SE IZVODE 5cm OD RUBA ZIDA.

POTPORNI ZID IZVODI SE NA NASIPU.

	D&Z d.o.o. PROJECTING - CONSULTING - ENGINEERING Jerolima Vidulića 7, Zadar, tel:023/22 08 60 E - mail: info@d-and-z.hr	INVESTITOR	GRAD ZADAR Narodni trg 1, 23000 Zadar
		GRAĐEVINA	REKONSTRUKCIJA ULICE DR. FRANJE TUĐMANA U ZADRU - 3. DIONICA
PROJEKTANT	ANTE UGLEŠIĆ dipl.ing.grad. <i>Ante Uglešić</i>	SASTAV CRTEŽA	ARMATURA POTPORNOG ZIDA 37
PROJEKTANT SURADNIK	NIKOLINA UGLEŠIĆ mag.ing.aedif. <i>N. Uglešić</i>	FAZA	izvedbeni ZAJEDNIČKA OZNAKA I.O. 11704-3
SURADNIK		MJERILO	1:50 TEHNIČKI DNEVNIK 2013
		DATUM	lipanj 2020. BROJ NACRTA 37

Project: 2013 REKONSTRUKCIJA ULICE DR. FRANJE TUĐMANA U ZADRU – 3. DIONICA

/ 37

Project data

Title : REKONSTRUKCIJA ULICE DR. FRANJE TUĐMANA U ZADRU – 3. DIONICA

Content : POTPORNI ZID 37

Plan No. : 37

All total length of bar profiles axial length

B A R S C H E D U L E Steelgrade: 500S

Pos.	No.	d	Length	D8	D10	D12
1	41	8	1.09	44.69		
2	2	12	6.39			12.78
3	2	12	6.36			12.72
4	2	12	6.33			12.66
5	2	12	6.30			12.60
6	41	10	1.08		44.28	
7	41	8	0.90	36.90		
8	41	8	1.00	41.00		
9	12	8	5.93	71.16		
10	10	8	0.94	9.40		
11	41	8	1.38	56.58		

Total lengths		259.73	44.28	50.76
kg / m		D8 0.395	D10 0.617	D12 0.888
kg / d		102.593	27.321	45.075

Total weight (kg) 174.989

Project: 2013 REKONSTRUKCIJA ULICE DR. FRANJE TUĐMANA U ZADRU - 3. DIONICA

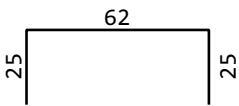
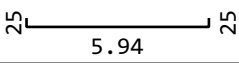
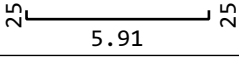
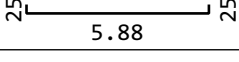
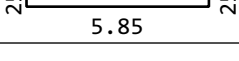

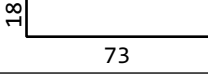
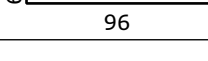

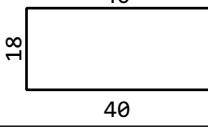
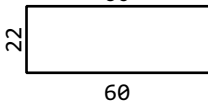
/ 37

Project data

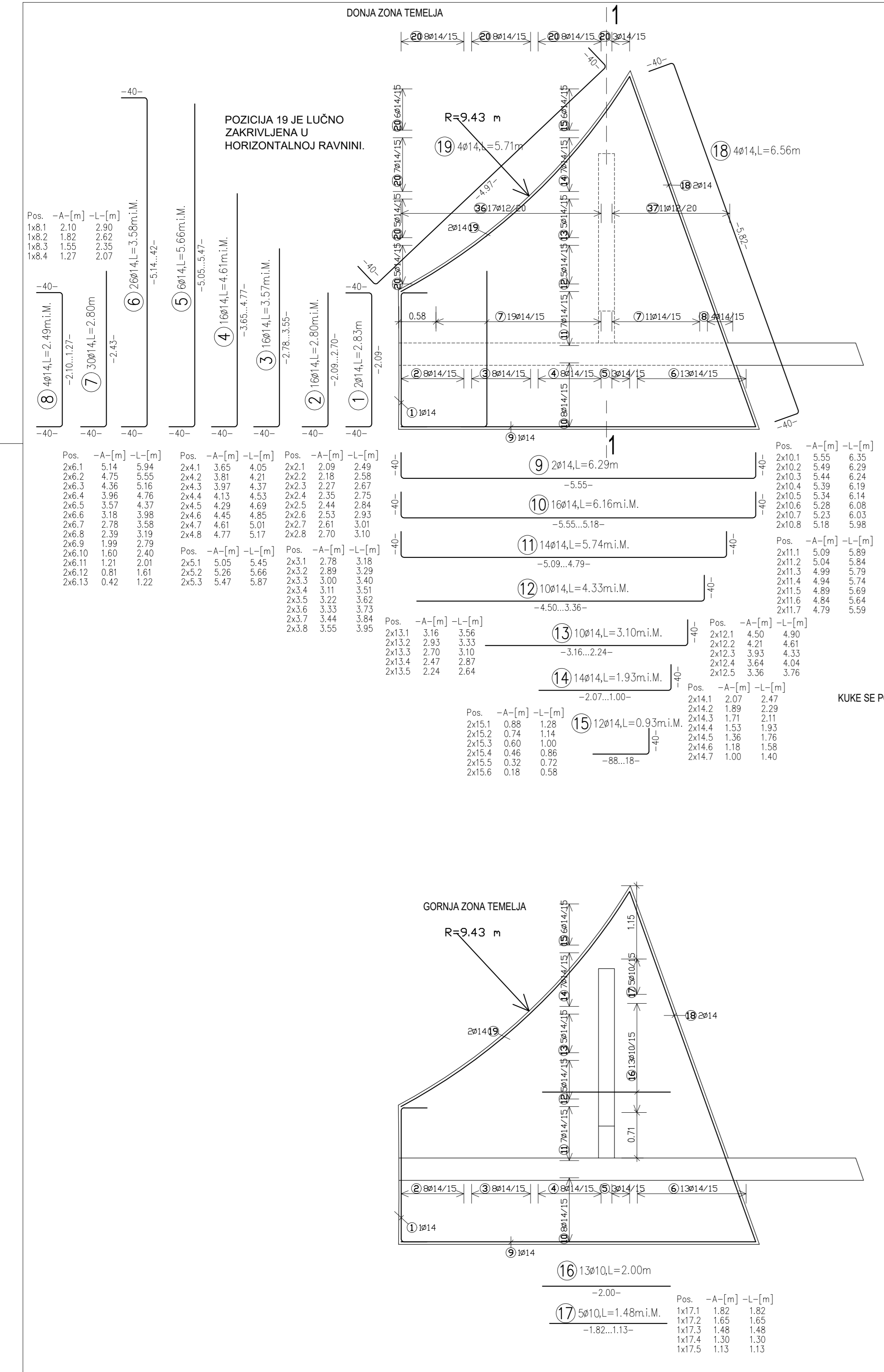
Title : REKONSTRUKCIJA ULICE DR. FRANJE TUĐMANA U ZADRU - 3. DIONICA

Content : POTPORNI ZID 37

Plan No. : 37

B E N D I N G S C H E D U L E Steelgrade: 500S									
Pos.	No.	d	Length	dbr ds	Type	shape code	Tot.L	Weight kg	
1	41	8	1.09	4	A1		44.69	17.653	
2	2	12	6.39	4	A1		12.78	11.349	
3	2	12	6.36	4	A1		12.72	11.295	
4	2	12	6.33	4	A1		12.66	11.242	
5	2	12	6.30	4	A1		12.60	11.189	
6	41	10	1.08	4	A1		44.28	27.321	
7	41	8	0.90	4	A1		36.90	14.576	
8	41	8	1.00	4	A2		41.00	16.195	
9	12	8	5.93	4	A1		71.16	28.108	
10	10	8	0.94	4	A3		9.40	3.713	
11	41	8	1.38	4	A3		56.58	22.349	

Total weight (kg) 174.989



Project: 2013 REKONSTRUKCIJA ULICE DR. FRANJE TUĐMANA U ZADRU – 3. DIONICA

/ 38

Project data

Title : REKONSTRUKCIJA ULICE DR. FRANJE TUĐMANA U ZADRU – 3. DIONICA
 Content : POTPORNI ZID 38
 Plan No. : 38

All total length of bar profiles axial length

B A R S C H E D U L E Steelgrade: 500S

Pos.	No.	d	Length	D8	D10	D12	D14	D16	D25	D32
1	2	14	2.83				5.66			
2	16	14	2.80*				44.80			
3	16	14	3.57*				57.12			
4	16	14	4.61*				73.76			
5	6	14	5.66*				33.96			
6	26	14	3.58*				93.08			
7	30	14	2.80				84.00			
8	4	14	2.49*				9.96			
9	2	14	6.29				12.58			
10	16	14	6.16*				98.56			
11	14	14	5.74*				80.36			
12	10	14	4.33*				43.30			
13	10	14	3.10*				31.00			
14	14	14	1.93*				27.02			
15	12	14	0.93*				11.16			
16	13	10	2.00	26.00						
17	5	10	1.48*	7.40						
18	4	14	6.56				26.24			
19	4	14	5.71				22.84			
20	50	14	2.49				124.50			
21	17	12	5.20*			88.40				
22	11	12	5.53*			60.83				
23	7	12	4.27*			29.89				
24	4	12	2.63*			10.52				
25	39	12	1.49			58.11				
26	1	14	4.85				4.85			
27	18	14	6.37*				114.66			
28	8	14	7.57				60.56			
29	2	14	5.49				10.98			
30	4	14	2.42				9.68			
31	1	14	7.75				7.75			
32	1	14	7.71				7.71			
33	5	14	7.61				38.05			
34	19	14	3.50				66.50			
35	8	14	2.30				18.40			
36	34	12	5.68*			193.12				
37	22	12	6.01*			132.22				
38	7	12	4.75*			33.25				
39	4	12	3.10*			12.40				
40	1	12	4.85			4.85				
41	18	12	6.37*			114.66				
42	8	12	7.58			60.64				
43	2	12	5.49			10.98				
44	4	12	2.43			9.72				
45	1	12	7.76			7.76				
46	1	12	7.73			7.73				
47	5	12	7.62			38.10				
48	13	12	3.22			41.86				
49	33	14	3.40			112.20				
50	40	16	2.96				118.40			
51	50	16	2.84*				142.00			

Project: 2013 REKONSTRUKCIJA ULICE DR. FRANJE TUĐMANA U ZADRU - 3. DIONICA

/ 38

B A R S C H E D U L E Steelgrade: 500S

Pos.	No.	d	Length	D8	D10	D12	D14	D16	D25	D32
52	12	12	5.01			60.12				
53	30	14	3.56*				106.80			
54	18	14	2.40*				43.20			
55	2	14	6.63				13.26			
56	9	25	2.99						26.91	
57	3	25	6.44						19.32	
58	3	25	5.99						17.97	
59	3	25	5.54						16.62	
60	30	14	2.17				65.10			
61	6	12	2.52			15.12				
62	38	8	1.00	38.00						
63	14	10	1.80		25.20					
64	38	32	0.60							22.80

* = in average

Total lengths				38.00		990.28		260.40		22.80
kg / m				D8 0.395		D12 0.888		D16 1.578		D32 6.313
kg / d				15.010		879.369		410.911		143.936

Total lengths				58.60		1559.60		80.82		
kg / m				D10 0.617		D14 1.208		D25 3.853		
kg / d				36.156		1883.997		311.399		

Total weight (kg)				3680.778							

Project: 2013 REKONSTRUKCIJA ULICE DR. FRANJE TUĐMANA U ZADRU – 3. DIONICA

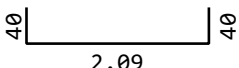




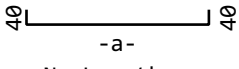
/ 38

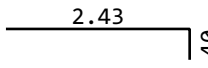
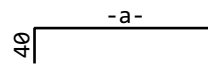
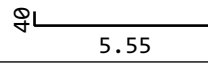
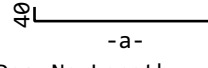
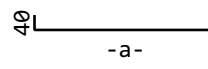
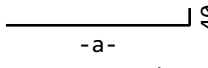
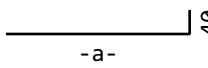
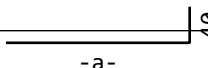
Project data

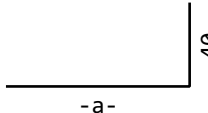
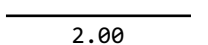
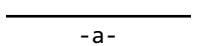

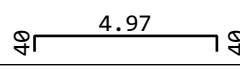
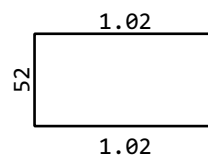

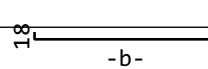
Title : REKONSTRUKCIJA ULICE DR. FRANJE TUĐMANA U ZADRU – 3. DIONICA

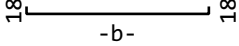
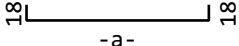
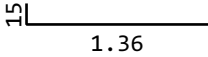
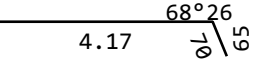
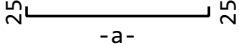
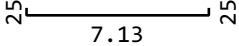
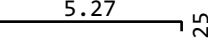
Content : POTPORNI ZID 38

Plan No. : 38

B E N D I N G S C H E D U L E Steelgrade: 500S									
Pos.	No.	d	Length	dbr ds	Type	shape code	Tot.L	Weight kg	
1	2	14	2.83	4	A1		5.66	6.837	
2	16	14	--	4	A1	 -a- Pos. No. Length -a- 1 2 2.49 2.09 2 2 2.58 2.18 3 2 2.67 2.27 4 2 2.75 2.35 5 2 2.84 2.44 6 2 2.93 2.53 7 2 3.01 2.61 8 2 3.10 2.70	44.80	54.118	
3	16	14	--	4	A1	 -a- Pos. No. Length -a- 1 2 3.18 2.78 2 2 3.29 2.89 3 2 3.40 3.00 4 2 3.51 3.11 5 2 3.62 3.22 6 2 3.73 3.33 7 2 3.84 3.44 8 2 3.95 3.55	57.12	69.001	
4	16	14	--	4	A1	 -a- Pos. No. Length -a- 1 2 4.05 3.65 2 2 4.21 3.81 3 2 4.37 3.97 4 2 4.53 4.13 5 2 4.69 4.29 6 2 4.85 4.45 7 2 5.01 4.61 8 2 5.17 4.77	73.76	89.102	
5	6	14	--	4	A1	 -a- Pos. No. Length -a- 1 2 5.45 5.05 2 2 5.66 5.26 3 2 5.87 5.47	33.96	41.024	
6	26	14	--	4	A1	 -a- Pos. No. Length -a- 1 2 5.94 5.14 2 2 5.55 4.75 3 2 5.16 4.36 4 2 4.76 3.96 5 2 4.37 3.57 6 2 3.98 3.18 7 2 3.58 2.78	93.08	112.441	

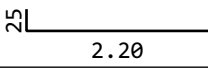
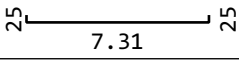
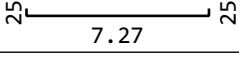
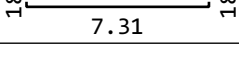
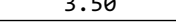
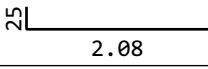
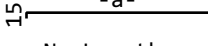
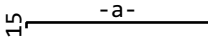
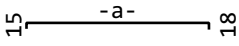
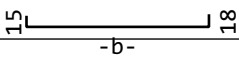
B E N D I N G S C H E D U L E Steelgrade: 500S									
Pos.	No.	d	Length	dbr. ds	Type	shape code	Tot.L	Weight kg	
6						Pos.No.Length -a- 8 2 3.19 2.39 9 2 2.79 1.99 10 2 2.40 1.60 11 2 2.01 1.21 12 2 1.61 0.81 13 2 1.22 0.42			
7	30	14	2.80	4	A1		84.00	101.472	
8	4	14	--	4	A1	 Pos.No.Length -a- 1 1 2.90 2.10 2 1 2.62 1.82 3 1 2.35 1.55 4 1 2.07 1.27	9.96	12.032	
9	2	14	6.29	4	A1		12.58	15.197	
10	16	14	--	4	A1	 Pos.No.Length -a- 1 2 6.35 5.55 2 2 6.29 5.49 3 2 6.24 5.44 4 2 6.19 5.39 5 2 6.14 5.34 6 2 6.08 5.28 7 2 6.03 5.23 8 2 5.98 5.18	98.56	119.060	
11	14	14	--	4	A1	 Pos.No.Length -a- 1 2 5.89 5.09 2 2 5.84 5.04 3 2 5.79 4.99 4 2 5.74 4.94 5 2 5.69 4.89 6 2 5.64 4.84 7 2 5.59 4.79	80.36	97.075	
12	10	14	--	4	A1	 Pos.No.Length -a- 1 2 4.90 4.50 2 2 4.61 4.21 3 2 4.33 3.93 4 2 4.04 3.64 5 2 3.76 3.36	43.30	52.306	
13	10	14	--	4	A1	 Pos.No.Length -a- 1 2 3.56 3.16 2 2 3.33 2.93 3 2 3.10 2.70 4 2 2.87 2.47 5 2 2.64 2.24	31.00	37.448	
14	14	14	--	4	A1		27.02	32.640	

B E N D I N G S C H E D U L E Steelgrade: 500S								
Pos.	No.	d	Length	db ds	Type	shape code	Tot.L	Weight kg
14						Pos.No.Length -a- 1 2 2.47 2.07 2 2 2.29 1.89 3 2 2.11 1.71 4 2 1.93 1.53 5 2 1.76 1.36 6 2 1.58 1.18 7 2 1.40 1.00		
15	12	14	--	4	A1	 Pos.No.Length -a- 1 2 1.28 0.88 2 2 1.14 0.74 3 2 1.00 0.60 4 2 0.86 0.46 5 2 0.72 0.32 6 2 0.58 0.18	11.16	13.481
16	13	10	2.00	4	A1	 2.00	26.00	16.042
17	5	10	--	4	A1	 Pos.No.Length -a- 1 1 1.82 1.82 2 1 1.65 1.65 3 1 1.48 1.48 4 1 1.30 1.30 5 1 1.13 1.13	7.40	4.566
18	4	14	6.56	4	A1	 5.82	26.24	31.698
19	4	14	5.71	4	A1	 4.97	22.84	27.591
20	50	14	2.49	4	A3	 1.02	124.50	150.396
21	17	12	--	4	A2	 Pos.No.Length -b- 1 1 5.01 4.83 2 1 5.03 4.85 3 1 5.06 4.88 4 1 5.08 4.90 5 1 5.11 4.93 6 1 5.13 4.95 7 1 5.15 4.97 8 1 5.18 5.00 9 1 5.20 5.02 10 1 5.23 5.05 11 1 5.25 5.07 12 1 5.28 5.10 13 1 5.30 5.12 14 1 5.33 5.15 15 1 5.35 5.17 16 1 5.38 5.20 17 1 5.40 5.22	88.40	78.499
22	11	12	--	4	A2	 -b-	60.83	54.017

B E N D I N G S C H E D U L E Steelgrade: 500S								
Pos.	No.	d	Length	dbr. ds	Type	shape code	Tot.L	Weight kg
22						Pos.No.Length -b- 1 1 5.42 5.24 2 1 5.44 5.26 3 1 5.46 5.28 4 1 5.49 5.31 5 1 5.51 5.33 6 1 5.53 5.35 7 1 5.56 5.38 8 1 5.58 5.40 9 1 5.60 5.42 10 1 5.63 5.45 11 1 5.65 5.47		
23	7	12	--	4	A2	 -b- Pos.No.Length -b- 1 1 5.61 5.25 2 1 5.16 4.80 3 1 4.72 4.36 4 1 4.27 3.91 5 1 3.83 3.47 6 1 3.38 3.02 7 1 2.94 2.58	29.89	26.542
24	4	12	--	4	A1	 -a- Pos.No.Length -a- 1 1 2.59 2.23 2 1 2.61 2.25 3 1 2.64 2.28 4 1 2.66 2.30	10.52	9.342
25	39	12	1.49	4	A2	 1.36	58.11	51.602
26	1	14	4.85	4	C1	 68° 26 4.17 65	4.85	5.859
27	18	14	--	4	A1	 -a- Pos.No.Length -a- 1 1 5.71 5.21 2 1 5.79 5.29 3 1 5.87 5.37 4 1 5.94 5.44 5 1 6.02 5.52 6 1 6.10 5.60 7 1 6.17 5.67 8 1 6.25 5.75 9 1 6.33 5.83 10 1 6.40 5.90 11 1 6.48 5.98 12 1 6.56 6.06 13 1 6.64 6.14 14 1 6.71 6.21 15 1 6.79 6.29 16 1 6.87 6.37 17 1 6.94 6.44 18 1 7.02 6.52	114.66	138.509
28	8	14	7.57	4	A1	 7.13	60.56	73.156
29	2	14	5.49	4	A1	 5.27	10.98	13.264

Project: 2013 REKONSTRUKCIJA ULICE DR. FRANJE TUĐMANA U ZADRU - 3. DIONICA

/ 38

B E N D I N G S C H E D U L E Steelgrade: 500S									
Pos.	No.	d	Length	dbr. ds	Type	shape code	Tot.L	Weight kg	
30	4	14	2.42	4	A1		9.68	11.693	
31	1	14	7.75	4	A1		7.75	9.362	
32	1	14	7.71	4	A1		7.71	9.314	
33	5	14	7.61	4	A1		38.05	45.964	
34	19	14	3.50	4	A1		66.50	80.332	
35	8	14	2.30	4	A1		18.40	22.227	
36	34	12	--	4	A2	 Pos. No. Length -a- 1 2 5.48 5.33 2 2 5.51 5.36 3 2 5.53 5.38 4 2 5.55 5.40 5 2 5.58 5.43 6 2 5.60 5.45 7 2 5.63 5.48 8 2 5.65 5.50 9 2 5.68 5.53 10 2 5.70 5.55 11 2 5.72 5.57 12 2 5.75 5.60 13 2 5.77 5.62 14 2 5.80 5.65 15 2 5.82 5.67 16 2 5.85 5.70 17 2 5.87 5.72	193.12	171.491	
37	22	12	--	4	A2	 Pos. No. Length -a- 1 2 5.89 5.74 2 2 5.91 5.76 3 2 5.94 5.79 4 2 5.96 5.81 5 2 5.98 5.83 6 2 6.01 5.86 7 2 6.03 5.88 8 2 6.05 5.90 9 2 6.07 5.92 10 2 6.10 5.95 11 2 6.12 5.97	132.22	117.411	
38	7	12	--	4	A2	 Pos. No. Length -a- 1 1 6.08 5.75 2 1 5.64 5.31 3 1 5.19 4.86 4 1 4.75 4.42 5 1 4.30 3.97 6 1 3.86 3.53 7 1 3.41 3.08	33.25	29.526	
39	4	12	--	4	A2		12.40	11.011	

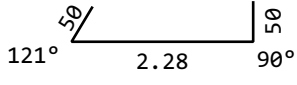
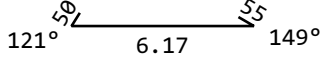
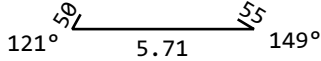
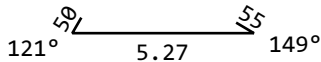
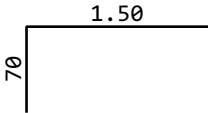

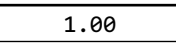
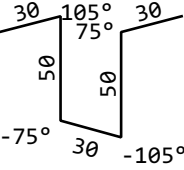
Project: 2013 REKONSTRUKCIJA ULICE DR. FRANJE TUĐMANA U ZADRU - 3. DIONICA

/ 38

B E N D I N G S C H E D U L E Steelgrade: 500S									
Pos.	No.	d	Length	dbr. ds	Type	shape code	Tot.L	Weight kg	
39						Pos.No.Length -b- 1 1 3.06 2.73 2 1 3.08 2.75 3 1 3.11 2.78 4 1 3.13 2.80			
40	1	12	4.85	4	C1		4.85	4.307	
41	18	12	--	4	A1	25 25 -a- Pos.No.Length -a- 1 1 5.71 5.21 2 1 5.79 5.29 3 1 5.87 5.37 4 1 5.94 5.44 5 1 6.02 5.52 6 1 6.10 5.60 7 1 6.17 5.67 8 1 6.25 5.75 9 1 6.33 5.83 10 1 6.40 5.90 11 1 6.48 5.98 12 1 6.56 6.06 13 1 6.64 6.14 14 1 6.71 6.21 15 1 6.79 6.29 16 1 6.87 6.37 17 1 6.94 6.44 18 1 7.02 6.52	114.66	101.818	
42	8	12	7.58	4	A1	25 25 7.13	60.64	53.848	
43	2	12	5.49	4	A1		10.98	9.750	
44	4	12	2.43	4	A1		9.72	8.631	
45	1	12	7.76	4	A1	25 25 7.31	7.76	6.891	
46	1	12	7.73	4	A1	25 25 7.28	7.73	6.864	
47	5	12	7.62	4	A1	18 18 7.31	38.10	33.833	
48	13	12	3.22	4	A1	25	41.86	37.172	
49	33	14	3.40	4	A3	27	112.20	135.538	
50	40	16	2.96	4	A2		118.40	186.835	
51	50	16	--	4	A1	70 15 -a-	142.00	224.076	

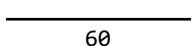
B E N D I N G S C H E D U L E Steelgrade: 500S

Pos.	No.	d	Length	dbr. ds	Type	shape code	Tot.L	Weight kg
51						Pos. No. Length -a- 1 2 4.05 3.20 2 2 3.95 3.10 3 2 3.85 3.00 4 2 3.75 2.90 5 2 3.65 2.80 6 2 3.55 2.70 7 2 3.45 2.60 8 2 3.35 2.50 9 2 3.25 2.40 10 2 3.14 2.29 11 2 3.04 2.19 12 2 2.94 2.09 13 2 2.84 1.99 14 2 2.74 1.89 15 2 2.64 1.79 16 2 2.54 1.69 17 2 2.44 1.59 18 2 2.34 1.49 19 2 2.24 1.39 20 2 2.14 1.29 21 2 2.04 1.19 22 2 1.94 1.09 23 2 1.84 0.99 24 2 1.74 0.89 25 2 1.64 0.79		
52	12	12	5.01	4	A1		60.12	53.387
53	30	14	--	4	A1	Pos. No. Length -a- 1 2 4.88 4.73 2 2 4.69 4.54 3 2 4.50 4.35 4 2 4.32 4.17 5 2 4.13 3.98 6 2 3.94 3.79 7 2 3.75 3.60 8 2 3.56 3.41 9 2 3.37 3.22 10 2 3.18 3.03 11 2 2.99 2.84 12 2 2.81 2.66 13 2 2.62 2.47 14 2 2.43 2.28 15 2 2.24 2.09	106.80	129.014
54	18	14	--	4	A2	Pos. No. Length -a- 1 2 3.15 2.50 2 2 2.96 2.31 3 2 2.78 2.13 4 2 2.59 1.94 5 2 2.40 1.75 6 2 2.21 1.56 7 2 2.03 1.38 8 2 1.84 1.19 9 2 1.65 1.00	43.20	52.186
55	2	14	6.63	4	X1	Nr. dx dy l >° 1 0.34 0.68 0.76 -63 2 5.46 0.00 5.46 -117 3 -0.22 -0.45 0.50	13.26	16.018

B E N D I N G S C H E D U L E Steelgrade: 500S									
Pos.	No.	d	Length	dbr. ds	Type	shape code	Tot.L	Weight kg	
56	9	25	2.99	7	X1	 Nr. dx dy l >° 1 -0.26 -0.43 0.50 121 2 2.28 0.00 2.28 90 3 -0.00 0.50 0.50	26.91	103.684	
57	3	25	6.44	7	X1	 Nr. dx dy l >° 1 -0.26 -0.42 0.50 121 2 6.17 0.00 6.17 149 3 -0.47 0.28 0.55	19.32	74.440	
58	3	25	5.99	7	X1	 Nr. dx dy l >° 1 -0.26 -0.43 0.50 121 2 5.71 0.00 5.71 149 3 -0.47 0.29 0.55	17.97	69.238	
59	3	25	5.54	7	X1	 Nr. dx dy l >° 1 -0.26 -0.43 0.50 121 2 5.27 0.00 5.27 149 3 -0.47 0.28 0.55	16.62	64.037	
60	30	14	2.17	4	A2		65.10	78.641	
61	6	12	2.52	4	A3		15.12	13.427	
62	38	8	1.00	4	A1		38.00	15.010	
63	14	10	1.80	4	X1	 Nr. dx dy l >° 1 -0.29 -0.08 0.30 75 2 0.00 -0.50 0.50 -105 3 -0.29 0.08 0.30 -75 4 0.00 0.50 0.50 105 5 -0.29 -0.08 0.30	25.20	15.548	

Project: 2013 REKONSTRUKCIJA ULICE DR. FRANJE TUĐMANA U ZADRU - 3. DIONICA

/ 38

B E N D I N G S C H E D U L E Steelgrade: 500S								
Pos.	No.	d	Length	dbr. ds	Type	shape code	Tot.L	Weight kg
64	38	32	0.60	7	A1		22.80	143.936

Total weight (kg) 3680.779

D & Z doo

projektiranje
graditeljstvo
vanjska trgovina
Jerolima Vidulića 7
23000 Zadar
OIB: 13899490518
e-mail: info@d-and-z.hr
tel 023 220 860



investitor	GRAD ZADAR Narodni trg 1, 23000 Zadar OIB: 09933651854
građevina	REKONSTRUKCIJA ULICE DR. FRANJE TUĐMANA U ZADRU – 3. DIONICA (od stac. 0+781,18 do stac. 1+244,65)
lokacija	Zadar, Zadarska županija k.č. 9355/22, 3703/38, 3857/7, 3705/4, 4763/2, 4761/7, 9355/23, 4737/6, 4790/35, 4790/36, 4790/37, 4764/10, 10802/2, 4764/9, 10829/2 u k.o. Zadar
projekt	GRAĐEVINSKI – PROJEKT NOSIVE KONSTRUKCIJE POTPORNIH ZIDOVA
nivo razrade	IZVEDBENI PROJEKT
tehnički dnevnik	2013
zajednička oznaka projekta	I.O. 11704-3

5. SPECIFIKACIJA ARMATURE

STAMBENA ZGRADA "TESLINA 3" - 2 faza - SPECIFIKACIJA ARMATURE				
KVALITETA ARMATURE B500B				
	Broj nacrt	do fi12	preko fi12	šipke-ukupno (B500B)
POTPORNI ZIDOVI				
Potporni zid 1	1	1,371.9	213.6	1585.52
Potporni zid 2	2	1,304.9	383.1	1688.03
Potporni zid 3	3	1,636.5	382.4	2018.84
Potporni zid 4	4	1,311.6	145.3	1456.89
Potporni zid 5	5	1,142.3	86.1	1228.37
Potporni zid 6	6	909.0	0.0	909.04
Potporni zid 7	7	938.4	26.2	964.60
Potporni zid 8	8	1,255.4	160.9	1416.28
Potporni zid 9	9	1,682.3	413.6	2095.88
Potporni zid 10	10	1,627.0	416.0	2043.04
Potporni zid 11	11	854.8	578.4	1433.23
Potporni zid 12	12	1,414.2	736.6	2150.83
Potporni zid 13	13	1,448.4	736.6	2185.07
Potporni zid 14	14	1,348.9	610.0	1958.93
Potporni zid 15	15	1,383.1	542.3	1925.40
Potporni zid 16	16	1,525.9	161.9	1687.72
Potporni zid 17	17	470.0	0.0	469.98
Potporni zid 18	18	423.7	0.0	423.70
Potporni zid 19	19	493.2	0.0	493.20
Potporni zid 20	20	463.8	0.0	463.83
Potporni zid 21	21	627.0	0.0	627.02
Potporni zid 22	22	295.4	0.0	295.35
Potporni zid 23	23	259.8	0.0	259.80
Potporni zid 24	24	186.1	0.0	186.07
Potporni zid 25	25	180.3	0.0	180.28
Potporni zid 26	26	2,226.6	1,104.3	3330.96
Potporni zid 27	27	1,137.7	0.0	1137.68
Potporni zid 28	28	1,057.5	0.0	1057.54
Potporni zid 29	29	976.1	0.0	976.09
Potporni zid 30	30	898.8	0.0	898.78
Potporni zid 31	31	829.9	0.0	829.90
Potporni zid 32	32	835.6	0.0	835.62
Potporni zid 33	33	840.2	0.0	840.16
Potporni zid 34	34	853.2	0.0	853.16
Potporni zid 35	35	166.8	0.0	166.79
Potporni zid 36	36	175.5	0.0	175.48
Potporni zid 37	37	175.0	0.0	174.99
Potporni zid 38	38	930.5	2,750.2	3680.78
	SUMA	35,657.27	9,447.54	45104.81
UKUPNA ARMATURA (kg)				